



**HAL**  
open science

## Travel-associated Diseases, Indian Ocean Islands, 1997–2010

Hélène Savini, Philippe Gautret, Jean Gaudart, Vanessa Field, Francesco Castelli, Rogelio López-Vélez, Lian Lim, Marc Shaw, Frank von Sonnenburg, Louis Loutan, et al.

► **To cite this version:**

Hélène Savini, Philippe Gautret, Jean Gaudart, Vanessa Field, Francesco Castelli, et al.. Travel-associated Diseases, Indian Ocean Islands, 1997–2010. *Emerging Infectious Diseases*, 2013, 10.3201/eid1908.121739 . hal-01307614

**HAL Id: hal-01307614**

**<https://amu.hal.science/hal-01307614>**

Submitted on 26 Apr 2016

**HAL** is a multi-disciplinary open access archive for the deposit and dissemination of scientific research documents, whether they are published or not. The documents may come from teaching and research institutions in France or abroad, or from public or private research centers.

L'archive ouverte pluridisciplinaire **HAL**, est destinée au dépôt et à la diffusion de documents scientifiques de niveau recherche, publiés ou non, émanant des établissements d'enseignement et de recherche français ou étrangers, des laboratoires publics ou privés.



Distributed under a Creative Commons Attribution - NonCommercial - NoDerivatives | 4.0  
International License

# Travel-associated Diseases, Indian Ocean Islands, 1997–2010

Hélène Savini, Philippe Gautret, Jean Gaudart, Vanessa Field, Francesco Castelli, Rogelio López-Vélez, Poh Lian Lim, Marc Shaw, Frank von Sonnenburg, Louis Loutan, and Fabrice Simon, for the GeoSentinel Surveillance Network<sup>1</sup>

Data collected by the GeoSentinel Surveillance Network for 1,415 ill travelers returning from Indian Ocean islands during 1997–2010 were analyzed. Malaria (from Comoros and Madagascar), acute nonparasitic diarrhea, and parasitoses were the most frequently diagnosed infectious diseases. An increase in arboviral diseases reflected the 2005 outbreak of chikungunya fever.

The outbreak of chikungunya fever in Indian Ocean islands (IOI) provides new insights on emerging infections in this geographic region (1). We present data collected over 14 years from travelers to IOI who visited GeoSentinel clinics.

## The Study

GeoSentinel sites are specialized travel clinics providing surveillance data for ill travelers. Detailed methods for recruitment of patients for the GeoSentinel database are described elsewhere (2). Demographics, travel characteristics, and individual medical data were obtained from travelers to Comoros (including Mayotte), Madagascar, Maldives, Mauritius, Réunion Island, and Seychelles during March 1, 1997–December 31, 2010. Statistical significance was determined by using Fisher exact test for

Author affiliations: Laveran Military Teaching Hospital, Marseille, France (H. Savini, F. Simon); University Hospital Institute Méditerranée Infection, Marseille (P. Gautret); Aix Marseille University, Marseille (J. Gaudart); University College London, London, UK (J. Gaudart); InterHealth, London (V. Field); National Travel Health Network and Centre, London (V. Field); University of Brescia, Brescia, Italy (F. Castelli); Ramón y Cajal Hospital, Madrid, Spain (R. López-Vélez); Tan Tock Seng Hospital, Singapore (P.L. Lim); Worldwide Travellers Health Center, Auckland, New Zealand (M. Shaw); Ludwig Maximilian University of Munich, Munich, Germany (F. von Sonnenburg); Geneva University Hospital, Geneva, Switzerland (L. Loutan); and University of Geneva, Geneva (L. Loutan)

DOI: <http://dx.doi.org/10.3201/eid1908.121739>

categorical variables and Kruskal-Wallis test for quantitative variables. A 2-sided significance level of  $p < 0.05$  was considered significant.

This study comprised 1,415 ill patients (Table 1). Demographic data varied according to the visited island. Median age was 36 years, and the male to female ratio was 1.1:1.0. The most common reason for travel was tourism (44.5%), followed by visiting friends and relatives (VFR) (30.8%). Only 43.0% of travelers had a pre-travel encounter with a travel medicine specialist or general practitioner.

Illness patterns varied by place of exposure (Figure 1). Malaria, the most frequently diagnosed illness (388 [27.4%] travelers), accounted for 74.1% of diagnoses for VFR but only 6.6% for non-VFR travelers ( $p < 0.01$ ). *Plasmodium falciparum* malaria represented 88.0% of cases, including 12 cases of severe malaria, mostly from Comoros or Madagascar. One case of *P. ovale* malaria was reported from Mauritius in a person who had previously traveled to Cameroon.

Arboviral disease diagnoses included 40 cases of chikungunya and 24 cases of dengue. Overall, arboviral diseases accounted for 4.5% of the total diagnoses. Arboviral diseases accounted for 36.0% of diseases acquired by travelers to Réunion Island (vs. 3.6% in non-Réunion Island travelers,  $p < 0.01$ ) and were more frequent in tourists than in nontourists (6.5% vs. 2.9%,  $p < 0.01$ ). Numbers of arboviral diseases showed a sustained increase and peaked in 2006. Dengue was noted only after 2001. Chikungunya cases dramatically increased in 2006 and were sustained at a lower level during 2007–2010, suggesting local transformation from epidemic to endemic phases or better notification of the diagnosis (Figure 2).

Parasitic infections other than malaria accounted for 131 (9.3%) diagnoses. A higher proportion of parasitoses occurred in travelers to Madagascar than in persons who had not traveled there (21.3% vs. 2.6%,  $p < 0.01$ ) and in missionary than non-missionary travelers (18.7% vs. 7.9%,  $p < 0.01$ ). Intestinal helminths or protozoans were the most commonly identified parasites. Schistosomiasis (21 cases) was reported from Madagascar only.

Acute nonparasitic diarrhea accounted for 162 (11.5%) final diagnoses. Higher proportions of such diarrhea occurred in travelers to Madagascar than in persons who had not traveled there (15.7% vs. 9.1%,  $p < 0.01$ ) and in travelers to Maldives than in persons who had not traveled there (18.4% vs. 10.5%,  $p < 0.01$ ). In 23 (14.2%) cases, a pathogen was identified. Acute nonparasitic diarrhea and skin infections were more frequently reported in tourists than in nontourists (17.3% and 12.4% vs. 6.8% and 3.8%, respectively [ $p < 0.01$ ]). The proportion of respiratory infections

<sup>1</sup>Additional members of the GeoSentinel Surveillance Network who contributed data are listed at the end of this article.

Table 1. Characteristics of 1,415 ill travelers returning from Indian Ocean islands, 1997–2010\*

Characteristic	All islands, n = 1,415	Madagascar, n = 502	Comoros, n = 444	Maldives, n = 174	Mauritius, n = 153	Seychelles, n = 81	Réunion Island, n = 39	>1 Island, n = 22
Female sex, %†	47.8	47.2	42.3	51.7	51.6	63	53.8	50
Median age, y (95% CI)†	36 (19–65)	33 (20–66)	39 (18–64)	34 (6–62)	37 (15–69)	39 (24–69)	33 (14–65)	32 (23–62)
Median travel duration, d (95% CI)†	29 (7–341)	30 (8–665)	41 (12–176)	14 (5–366)	14 (6–109)	14 (7–112)	19 (2–3,270)	35 (9–416)
Reason for travel, %†								
Tourism	44.5	53.8	5.6	62.6	81.0	85.2	48.7	59.1
VFR	30.8	5.2	89.4	0	5.2	1.2	10.3	0.0
Missionary/ volunteer/student/ military	12.9	24.7	1.4	21.9	3.3	1.2	5.1	27.3
Business	10.9	15.9	1.8	15.5	10.5	11.1	30.8	9.1
Other	0.1	0.4	1.8	0	0	1.2	5.1	4.5
Pre-travel health advice, %†	43.3	55.2	32.2	47.1	35.9	37	25.6	72.7
Inpatient care, %	30.0	7.2	79.3	8.0	9.2	3.7	12.8	4.5

\*VFR, visiting friends and relatives.  
†p<0.01 for the comparison among islands.

was higher in persons traveling for business than in persons traveling for other reasons (11.2% vs. 5.1%,  $p<0.01$ ).

Mosquito bites, food and water consumption, and direct contact with skin were the most frequent modes of

disease transmission (Table 2). The proportion of mosquito-transmitted diseases was higher among travelers to Comoros than among other travelers (80.2% vs. 10.0%,  $p = 0.006$ ). The proportion of foodborne diseases was higher

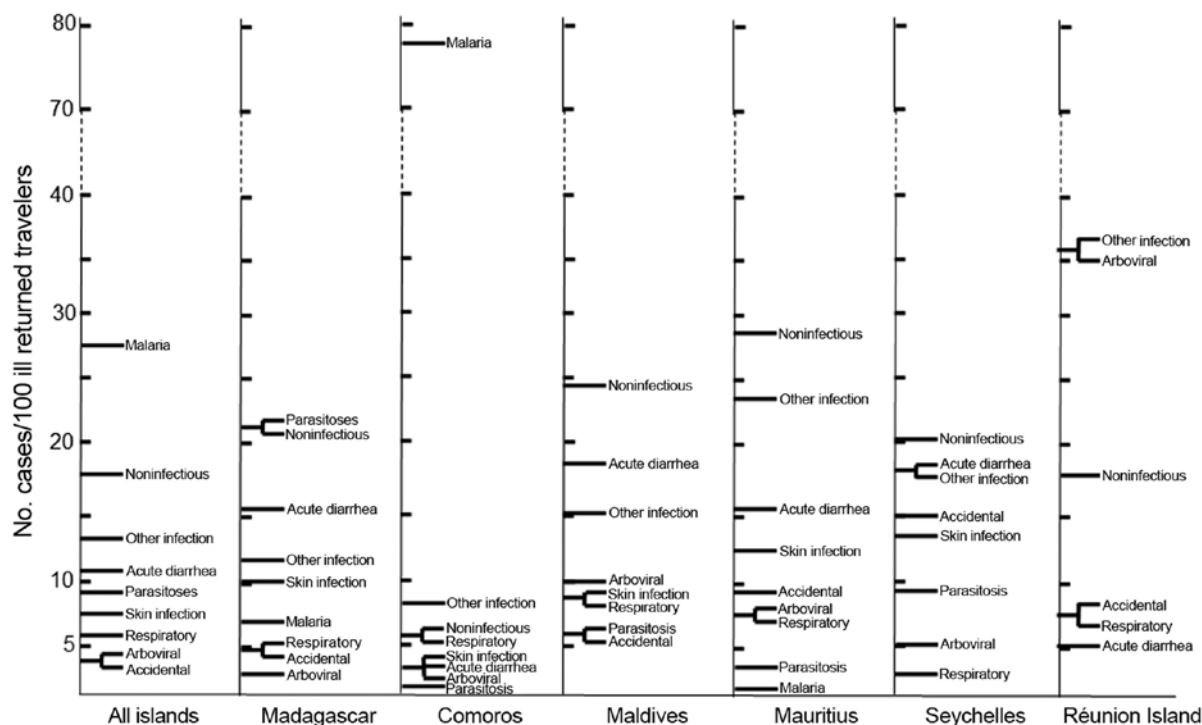


Figure 1. Relative proportion of different diagnoses among 1,415 ill travelers returning from Indian Ocean islands, 1997–2010. The numbers are shown for each diagnosis for all ill travelers returning from each island. Some patients had >1 diagnosis. Malaria: *Plasmodium falciparum* infection (341 cases, including 12 severe cases), *P. vivax* infection (24), *P. ovale* infection (11), *P. malariae* infection (10). Acute diarrheal infections: campylobacteriosis (12), salmonellosis (6), shigellosis (5). Parasitic infections: giardiasis (33), schistosomiasis (21), strongyloidiasis (13), myiasis (13), amoebiasis (9), cutaneous larva migrans (9), trichuriasis (7), ascariasis (5), hookworm infection (5), enterobiasis (2), neurocysticercosis (2), filariasis (1), blastocystosis (1). Respiratory infections: upper respiratory tract infections (26), influenza (6), tuberculosis (4). Arboviral infections: chikungunya (40), dengue (24). Other infections: urinary tract infections (22), leptospirosis (2), rickettsial infections (3), Q fever (1). Among accidental diseases: insect bites (28), rabies postexposure treatments (6), marine envenomization (5).

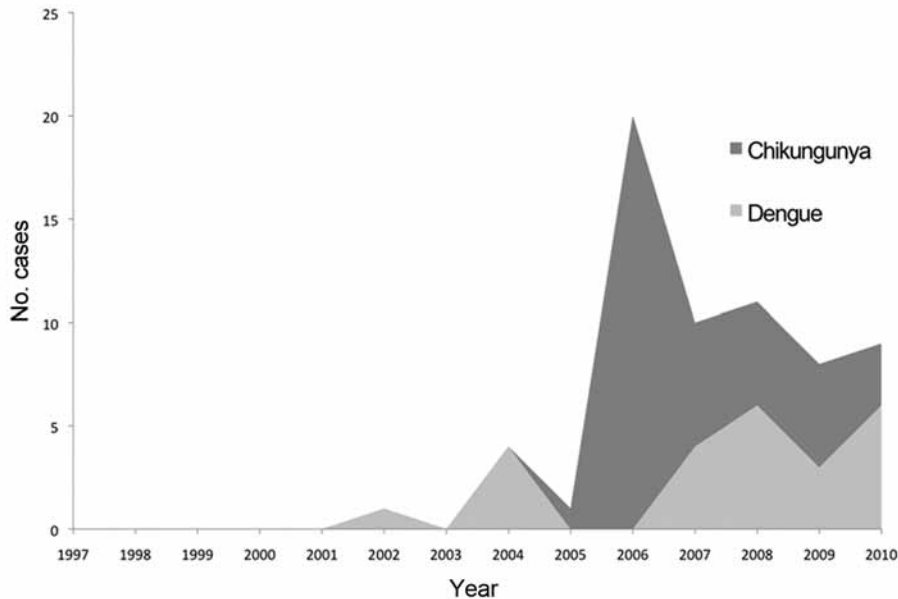


Figure 2. Annual occurrence of arboviral disease cases (dengue and chikungunya) among 1,415 travelers returning from Indian Ocean islands and seen at GeoSentinel sites, 1997–2010.

among travelers to Madagascar than in travelers to other areas (27.5% vs. 10.9%,  $p < 0.001$ ) and to Maldives than to other areas (23.0% vs. 15.8%,  $p = 0.03$ ). Diseases transmitted through skin contact accounted for a higher proportion of diagnoses in travelers returning from Madagascar than from other areas (18.1% vs. 7.6%,  $p < 0.001$ ). Compared with nonbusiness travelers, business travelers had a higher proportion of respiratory-transmitted diseases (1.9% vs. 12.3%,  $p < 0.001$ ) and sexually and blood-transmitted diseases (0.3% vs. 6.6%,  $p = 0.03$ ).

## Conclusions

This large study addresses travel-associated diseases in travelers returning from IOI. *P. falciparum* infection was the most common reason for seeking post-travel care, notably when returning from Comoros, a well-known malaria-endemic archipelago (3). Imported malaria is frequently described in France, particularly in Marseille, which is the preferred residence city for migrants from Comoros and their descendants (4). Previous reports have shown that VFR sought pre-travel advice less frequently than did other travelers, possibly because of economic concerns, language barriers, or cultural beliefs (5–7). We observed a lower proportion of malaria in persons who had traveled to Madagascar, where both *P. falciparum* and *P. vivax* are endemic, and only 1 case in a traveler to Mauritius, where few cases are reported (3). No malaria cases were identified from Réunion Island, Seychelles, or Maldives, which is consistent with travel medicine guidelines that do not recommend chemoprophylaxis for travelers visiting these islands (8).

The reports of dengue and chikungunya fever from all islands reflect the wide distribution of the vector, *Aedes*

spp. mosquitoes. Our results parallel those of the chikungunya fever outbreak that spread throughout IOI during 2005–2006 (9), facilitated by an adaptive virus mutation that led to increased infectivity, replication, and transmission by *A. albopictus* mosquitoes (10). The outbreak affected hundreds of travelers to IOI (11). Concern about the possible spread of chikungunya fever increased with the autochthonous outbreak of chikungunya fever in Italy in 2007 that developed from a patient returning from India (12). This sporadic case confirmed the ability of the virus to settle in countries colonized by *Aedes* sp. mosquitoes as a result of increasing intercontinental exchanges. Surveillance of travelers with a view toward early diagnosis is a key element in controlling outbreaks of imported arboviral diseases.

Parasitic infections, including schistosomiasis, accounted for a major proportion of final diagnoses in travelers to Madagascar, where these infections represent a public health concern (13). Testing for such diseases should be considered in ill travelers returning from this island.

Nonparasitic diarrhea was reported mainly in tourists returning from Madagascar and the Maldives. Few pathogens were documented, reflecting the practice of empiric antimicrobial treatment before laboratory testing (14). The higher incidence of diarrheal illness among tourists could be explained by an immature mucosal immunity (15) and easier access to medical care.

Business travelers had a higher proportion of respiratory diseases, independent of the island visited. This finding may relate to longer stays in air conditioned hotels and close human-to-human contact in this population.

These data have at least 4 limitations. First, we included only returning travelers who were ill and receiving

Table 2. Modes of disease transmission for 1,415 ill travelers returning from Indian Ocean islands, 1997–2010

Mode of transmission	Total no. (%), n = 1,415	Island visited, no. (%) travelers						
		Madagascar, n = 502	Comoros, n = 444	Maldives, n = 174	Mauritius, n = 153	Seychelles, n = 81	Réunion Island, n = 39	>1 Island, n = 22
Mosquito bite	452 (31.9)	48 (9.6)	356 (80.2)	17 (9.8)	13 (8.5)	4 (4.9)	14 (35.9)	0 (0.0)
Food/water consumption	236 (16.7)	138 (27.5)	10 (2.3)	40 (23.0)	27 (17.6)	20 (24.7)	3 (7.7)	2 (9.1)
Direct skin contact	159 (11.2)	91 (18.1)	9 (2.0)	20 (11.5)	24 (15.7)	17 (21.0)	0	2 (9.1)
Respiratory droplet	102 (7.2)	33 (6.6)	25 (5.6)	20 (11.5)	15 (9.8)	7 (8.6)	8 (20.5)	4 (18.2)
Animal contact	44 (3.1)	15 (3.0)	0	7 (4.0)	10 (6.5)	12 (14.8)	1 (2.6)	1 (4.5)
Fresh water contact	23 (1.6)	21 (4.2)	0	0	1 (0.7)	0	1 (2.6)	0
Sex/blood	7 (0.5)	3 (0.6)	1 (0.2)	1 (0.6)	0	1 (1.2)	1 (2.6)	0
Tick bite	3 (0.2)	1 (0.2)	1 (0.2)	0	1 (0.7)	0	0	0

care at GeoSentinel sites. Second, self-limited diseases or diseases of short duration may be underrepresented. Third, the lack of a denominator does not permit calculation of prevalence. Fourth, diseases with very short or very long incubation periods might not, with certainty, be attributed to any particular destination. Nevertheless, our study describes the spectrum of diseases among travelers returning from each IOI based on robust numbers of ill travelers.

Ill travelers returning from IOI are heterogeneous in their demographic and travel characteristics and display specific diseases that depend on the island and the travel reason. These findings reflect the different economic, ecologic, and public health situations found across this region (online Technical Appendix Table, [wwwnc.cdc.gov/EID/article/19/8/12-1739-Techapp1.pdf](http://wwwnc.cdc.gov/EID/article/19/8/12-1739-Techapp1.pdf)). More than two thirds of diseases in travelers to IOI were, theoretically, preventable by reinforcing food and hand hygiene and by avoiding insect bites or direct contact with soil and fresh water. Most travelers in our survey traveled to a single island; thus, targeted destination-specific pre-travel advice and post-travel medical management of ill persons should be provided on a country-level basis rather than addressed nonspecifically.

Additional members of the GeoSentinel Surveillance Network who contributed data (in descending order) are as follows: Philippe Parola and Jean Delmont, University Hospital Institute Méditerranée Infection, Marseille, France; François Chappuis, University of Geneva, Geneva, Switzerland; Prativa Pandey and Holly Murphy, CIWEC Clinic Travel Medicine Center, Kathmandu, Nepal; Eric Caumes and Alice Pérignon, Hôpital Pitié-Salpêtrière, Paris, France; Gerd-Dieter Burchard, Bernhard-Nocht-Institute for Tropical Medicine, Hamburg, Germany; Michael D. Libman, Brian Ward, and J. Dick Maclean, McGill University, Montreal, Quebec, Canada; Jay S. Keystone and Kevin Kain, University of Toronto, Toronto, Ontario, Canada; Karin Leder, Joseph Torresi, and Graham Brown, Royal Melbourne Hospital, Melbourne, Victoria, Australia; DeVon C. Hale, Rahul Anand, and Stephanie S. Gelman, University of Utah, Salt Lake City, Utah, USA; Shuzo Kanagawa, Yasuyuki Kato, and Yasutaka Mizunno, International Medical Center of Japan, Tokyo, Japan; Phyllis E. Kozarsky, Jessica Fairley, and Carlos Franco-Paredes, Emory University, Atlanta, Georgia, USA; Nat-

suo Tachikawa, Hanako Kurai, and Hiroko Sagara, Yokohama Municipal Citizen's Hospital, Yokohama, Japan; Sarah Borwein, TravelSafe Medical Centre, Hong Kong, China; Bradley A. Connor, Cornell University, New York, New York, USA; Patricia Schlagenhauf, Rainer Weber, and Robert Steffen, University of Zürich, Zürich, Switzerland; Giampiero Carosi, University of Brescia, Brescia, Italy; Eli Schwartz, Chaim Sheba Medical Center, Tel Hashomer, Israel; Effrossyni Gkrania-Klotsas, Addenbrooke's Hospital, Cambridge, UK; Mogens Jensenius, Oslo University Hospital, Oslo, Norway; Peter de Vries and Kartini Gadroen, University of Amsterdam, Amsterdam, the Netherlands; Watcharapong Piyaphanee and Udomsak Silachamroon, Mahidol University, Bangkok, Thailand; Marc Mendelson and Peter Vincent, University of Cape Town and Tokai Mediacross Travel Clinic, Cape Town, South Africa; N. Jean Haulman, David Roesel, and Elaine C. Jong, University of Washington and Harborview Medical Center, Seattle, Washington, USA; Robert Kass, Travellers Medical and Vaccination Centres of Australia, Adelaide, South Australia, Australia (December 1997–March 2001 only); Noreen A. Hynes, R. Bradley Sack, and Robin McKenzie, Johns Hopkins University, Baltimore, Maryland, USA; Alejandra Gurtman, Mount Sinai Medical Center, New York (October 2002–August 2005 only); Christophe Rapp and Olivier Aoun, Hôpital d'instruction des armées Bégin, Saint Mandé, France; Robert Muller, Travel Clinic Services, Johannesburg, South Africa (May 2004–June 2005 only); Thomas B. Nutman and Amy D. Klion, National Institutes of Health, Bethesda, Maryland, USA; Jose Antonio Perez Molina, Ramón y Cajal Hospital, Madrid, Spain; Lin H. Chen and Mary E. Wilson, Mount Auburn Hospital, Harvard University, Cambridge, Massachusetts, USA; Nicole Anderson, Trish Batchelor, and Dominique Meisch, International SOS Clinic, Ho Chi Minh City, Vietnam; William M. Stauffer and Patricia F. Walker, University of Minnesota, Minneapolis, Minnesota, USA; Carmelo Licitra and Antonio Crespo, Orlando Regional Health Center, Orlando, Florida, USA; Annelies Wilder-Smith, Tan Tock Seng Hospital, Singapore; Annemarie Hern, Worldwide Travellers Health and Vaccination Centre, Auckland, New Zealand; Andy Wang, Jane Eason, and Susan MacDonald, Beijing United Family Hospital and Clinics, Beijing, China; Anne McCarthy, University of Ottawa, Ottawa, Ontario, Canada; John D. Cahill and George McKinley, St. Luke's-Roosevelt Hospital Center, New York; Patrick Doyle and Wayne Ghesquiere, Vancouver

General Hospital and Vancouver Island Health Authority, Vancouver and Victoria, British Columbia, Canada; Elizabeth D. Barnett, Boston University, Boston, Massachusetts, USA; Michael W. Lynch, Fresno International Travel Medical Center, Fresno, California, USA (August 2003–February 2010 only); Luis M. Valdez and Hugo Siu, Clínica Anglo Americana, Lima, Peru; and Susan McLellan; Tulane University, New Orleans, Louisiana, USA (December 1999–August 2005 only).

### Acknowledgments

We thank P. Parola who initiated the project. We are also grateful to A. Plier, D. Freedman, the GeoSentinel Surveillance Network staff, special advisors, and the members of the data use and publication committee for helpful comments.

GeoSentinel ([www.istm.org/geosentinel/main.html](http://www.istm.org/geosentinel/main.html)), the Global Surveillance Network of the International Society of Travel Medicine, is supported by Cooperative Agreement U50 CI000359 from the US Centers for Disease Control and Prevention.


Dr Savini is practitioner in the unit of infectious and tropical disease in the Laveran Military Teaching Hospital, Department of Infectious and Tropical Diseases, Marseille, France. Her research interests include travel medicine, notably imported malaria.

### References

- Simon F, Parola P, Grandadam M, Fourcade S, Oliver M, Brouqui P, et al. Chikungunya infection: an emerging rheumatism among travelers returned from Indian Ocean islands. Report of 47 cases. *Medicine (Baltimore)*. 2007;86:123–37. <http://dx.doi.org/10.1097/MD/0b013e31806010a5>
- Freedman DO, Weld LH, Kozarsky PE, Fisk T, Robins R, von Sonnenburg F, et al. Spectrum of disease and relation to place of exposure among ill returned travelers. *N Engl J Med*. 2006;354:119–30. <http://dx.doi.org/10.1056/NEJMoa051331>
- World Health Organization. World malaria report. 2010 [cited 2013 May 13]. [http://www.who.int/malaria/World\\_malaria\\_report\\_2010/worldmalariareport2010.pdf](http://www.who.int/malaria/World_malaria_report_2010/worldmalariareport2010.pdf). 13
- Parola P, Gazin P, Pradines B, Parzy D, Delmont J, Brouqui P. Marseille: a surveillance site for malaria from the Comoros Islands. *J Travel Med*. 2004;11:184–6. <http://dx.doi.org/10.2310/7060.2004.18470>
- Leder K, Tong S, Weld L, Kain KC, Wilder-Smith A, von Sonnenburg F, et al. Illness in travelers visiting friends and relatives: a review of the GeoSentinel Surveillance Network. *Clin Infect Dis*. 2006;43:1185–93. <http://dx.doi.org/10.1086/507893>
- McCarthy M. Should visits to relatives carry a health warning? *Lancet*. 2001;357:862. [http://dx.doi.org/10.1016/S0140-6736\(05\)71796-7](http://dx.doi.org/10.1016/S0140-6736(05)71796-7)
- Casalino E, Le Bras J, Chaussin F, Fichelle A, Bouvet E. Predictive factors of malaria in travelers to areas where malaria is endemic. *Arch Intern Med*. 2002;162:1625–30. <http://dx.doi.org/10.1001/archinte.162.14.1625>
- World Health Organization. International travel and health. April 2012 [cited 2013 May 13]. [http://www.who.int/ith/chapters/ith2012en\\_countrylist.pdf](http://www.who.int/ith/chapters/ith2012en_countrylist.pdf)
- Josseran L, Paquet C, Zehgnoun A, Caillere N, Le Tertre A, Solet JL, et al. Chikungunya disease outbreak, Réunion Island. *Emerg Infect Dis*. 2006;12:1994–5. <http://dx.doi.org/10.3201/eid1212.060710>
- Tsetsarkin KA, Vanlandingham DL, McGee CE, Higgs S. A single mutation in chikungunya virus affects vector specificity and epidemic potential. *PLoS Pathog*. 2007;3:e201. <http://dx.doi.org/10.1371/journal.ppat.0030201>
- Centers for Disease Control and Prevention. Update: chikungunya fever diagnosed among international travelers—United States, 2006. *MMWR Morb Mortal Wkly Rep*. 2007;56:276–7.
- Rezza G, Nicoletti L, Angelini R, Romi R, Finarelli AC, Panning M, et al. Infection with chikungunya virus in Italy: an outbreak in a temperate region. *Lancet*. 2007;370:1840–6. [http://dx.doi.org/10.1016/S0140-6736\(07\)61779-6](http://dx.doi.org/10.1016/S0140-6736(07)61779-6)
- Institut Pasteur of Madagascar. Annual report. 2009 [cited 2013 May 13]. [http://www.pasteur.mg/IMG/pdf/RAP2009\\_nouv.pdf](http://www.pasteur.mg/IMG/pdf/RAP2009_nouv.pdf)
- Leggat PA, Goldsmid JM. Travelers' diarrhoea: health advice for travelers. *Travel Med Infect Dis*. 2004;2:17–22. <http://dx.doi.org/10.1016/j.tmaid.2004.01.005>
- Hoge CW, Shlim DR, Echeverria P, Rajah R, Herrmann JE, Cross JH. Epidemiology of diarrhea among expatriate residents living in a highly endemic environment. *JAMA*. 1996;275:533–8. <http://dx.doi.org/10.1001/jama.1996.03530310039030>

Address for correspondence: Hélène Savini, Service de Pathologie Infectieuse et Tropicale, Hôpital d'Instruction des Armées Laveran, 34 Boulevard Laveran BP 60149, 13384 Marseille Cedex 13, France; email: [helene.savini@laposte.net](mailto:helene.savini@laposte.net)

Table of Contents



Emailed to you

# GovDelivery

Manage your email alerts so you only receive content of interest to you.

Sign up for an Online Subscription:  
[www.cdc.gov/ncidod/eid/subscribe.htm](http://www.cdc.gov/ncidod/eid/subscribe.htm)