



HAL
open science

Mild and Metal-Free Regioselective 1,2-Addition of Carbon Nucleophiles to α,β -Unsaturated Imines

Cédric Spitz, Thierry Terme, Patrice Vanelle

► **To cite this version:**

Cédric Spitz, Thierry Terme, Patrice Vanelle. Mild and Metal-Free Regioselective 1,2-Addition of Carbon Nucleophiles to α,β -Unsaturated Imines. SYNLETT, 2016, 27, pp.301 - 303. 10.1055/s-0035-1560574 . hal-01425635

HAL Id: hal-01425635

<https://amu.hal.science/hal-01425635v1>

Submitted on 3 Jan 2017

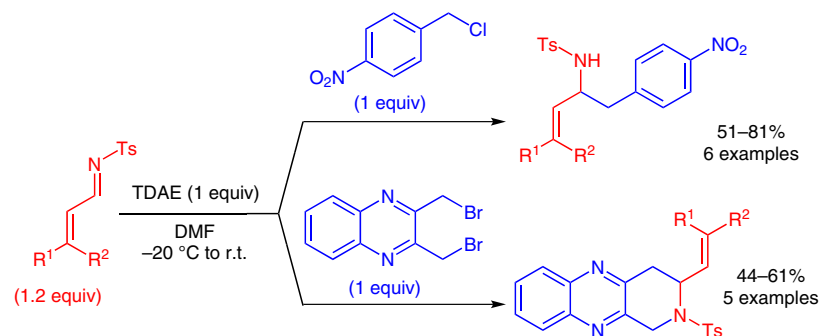
HAL is a multi-disciplinary open access archive for the deposit and dissemination of scientific research documents, whether they are published or not. The documents may come from teaching and research institutions in France or abroad, or from public or private research centers.

L'archive ouverte pluridisciplinaire **HAL**, est destinée au dépôt et à la diffusion de documents scientifiques de niveau recherche, publiés ou non, émanant des établissements d'enseignement et de recherche français ou étrangers, des laboratoires publics ou privés.

Mild and Metal-Free Regioselective 1,2-Addition of Carbon Nucleophiles to α,β -Unsaturated Imines

Cédric Spitz
Thierry Terme
Patrice Vanelle*

Aix-Marseille Université, CNRS, ICR UMR 7273,
Equipe Pharmaco-Chimie Radicale, Faculté de
Pharmacie, 27 Boulevard Jean Moulin – CS 30064
– 13385 Marseille Cedex 05, France
patrice.vanelle@univ-amu.fr



Received: 23.07.2015
Accepted after revision: 03.09.2015
Published online: 17.09.2015
DOI: 10.1055/s-0035-1560574; Art ID: st-2015-d0572-l

Abstract A mild and metal-free regioselective 1,2-addition of carbon nucleophiles to α,β -unsaturated imines has been developed. Good yields and total regioselectivities were achieved by addition of *p*-nitrobenzyl chloride or 2,3-bis(bromomethyl)quinoxaline to α,β -unsaturated tosylimines.

Key words α,β -unsaturated tosylimines, regioselectivity, TDAE, addition, metal-free

Allylic amines represent an important structural motif in organic synthesis because of their high versatility in a wide range of organic transformations including asymmetric total syntheses.¹ Furthermore, allylic amine functionality is found in biologically active compounds.² Of the different methods available to construct the allylamine scaffold, adding organometallic reagents to α,β -unsaturated imines is one of the most commonly used. When a nucleophile is added to α,β -unsaturated tosylimines, it can lead to 1,2-addition or 1,4-addition. This is influenced by several factors, such as the nature of both organometallic species and substrates. As a general rule, organolithiums are by far the most popular reagents to promote 1,2-addition, whereas organocuprates predominantly promote conjugate addition.

Tetrakis(dimethylamino)ethylene (TDAE) is an organic reducing agent, that reacts with halogenated derivatives to generate a carbanion under mild conditions.³ In particular, we have shown that from *o*- and *p*-nitrobenzyl chlorides, TDAE is able to generate a nitrobenzyl carbanion that can react with various electrophiles such as aromatic aldehydes, α -ketoester, ketomalonate, α -ketolactam, and imine derivatives.⁴

In this study we wished to determine how the carbanion generated by our metal-free conditions would react in the presence of α,β -unsaturated imines. As part of our research program to develop new bioactive compounds,⁵ we report herein the application of our TDAE methodology for the regioselective 1,2-addition of *p*-nitrobenzyl chloride (**1**) or 2,3-bis(bromomethyl)quinoxaline (**4**) to a variety of α,β -unsaturated tosylimines **2**.

The reaction between *p*-nitrobenzyl chloride (**1**) and various α,β -unsaturated *N*-tosylimines **2a–f** in the presence of TDAE at $-20\text{ }^{\circ}\text{C}$ for one hour, followed by two hours at room temperature, led to the corresponding allylamines⁶ in good yields (51–81%) and with total 1,2-regioselectivity (Scheme 1). Reactions with both electron-poor and electron-rich imines produced good yields and complete regioselectivities. Interestingly, the heteroaromatic imine **2e** allowed the formation of the corresponding amine **3e** in good yield. Moreover, the more bulky β -disubstituted imine **2f** gave only the product of 1,2-addition **3f** in 69% yield.

The structure of amine **3a**, the only regioisomer formed by reaction of *p*-nitrobenzyl chloride (**1**) with imine **2a**, was determined by X-ray crystal structure analysis (Figure 1).⁷

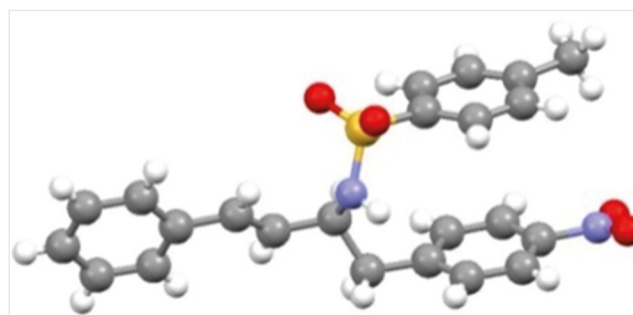
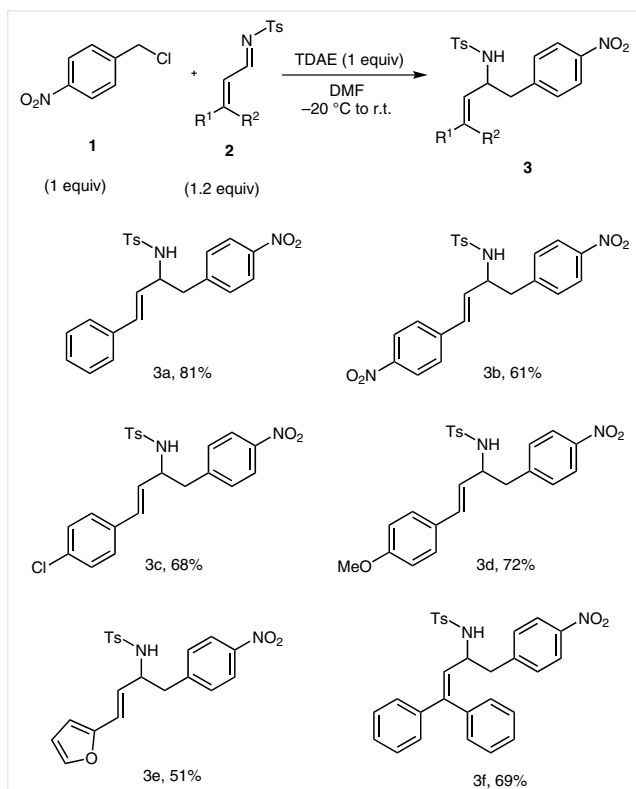


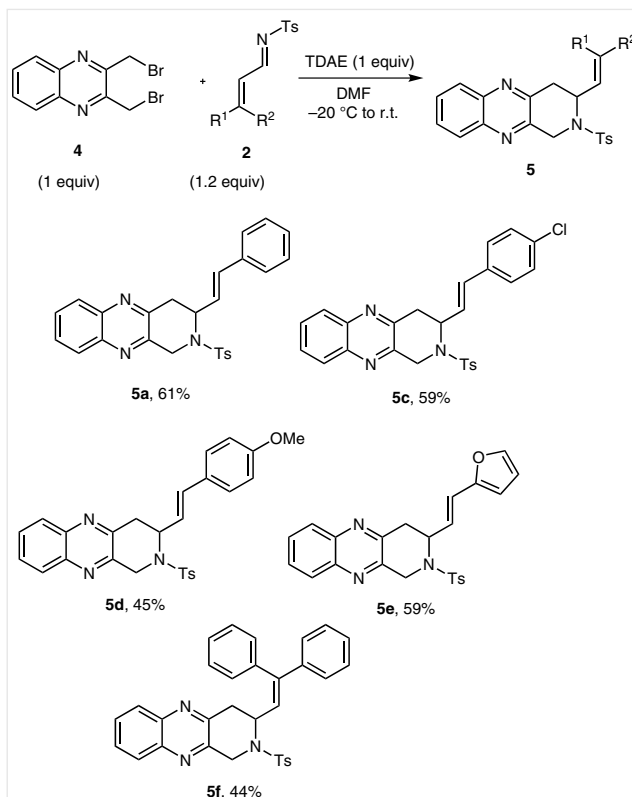
Figure 1 X-ray crystal structure of **3a**



Scheme 1 Regioselective 1,2-addition of *p*-nitrobenzyl chloride (**1**) to α,β -unsaturated tosylimines **2** using the TDAE strategy. *Reagents and conditions:* **1** (0.2 mmol), **2** (0.24 mmol), and TDAE (0.2 mmol) in anhydrous DMF stirred at $-20\text{ }^{\circ}\text{C}$ for 1 h and then maintained at r.t. for 2 h; yields are isolated yields after purification by chromatography.

Since 2003, we have introduced a new program directed toward the development of original synthetic methods using TDAE methodology in medicinal chemistry.⁸ In this context, we recently described the synthesis of quinoxaline derivatives which could offer very interesting biological properties.⁹ Thus, we describe herein the metal-free synthesis of five new substituted pyrido[4,3-*b*]quinoxalines using TDAE in the presence of 2,3-bis(bromomethyl)quinoxaline (**4**) and various α,β -unsaturated *N*-tosylimines **2** (Scheme 2).

Both electron-poor and electron-rich imines produced good yields and complete regioselectivities. Interestingly, the reaction conditions are tolerant with the formation of amine **5e** from heteroaromatic imine **2e**. Moreover, the more bulky β -disubstituted imine **2f** gave only the product of 1,2-addition **5f** in 44% yield. The mechanism could involve nucleophilic addition of carbanion formed by the action of TDAE with 2,3-bis(bromomethyl)quinoxaline on the imine group of sulfonimine **2** followed by an intramolecular nucleophilic substitution of the second bromomethyl group.^{9b}



Scheme 2 Regioselective 1,2-addition of 2,3-bis(bromomethyl)quinoxaline (**4**) to α,β -unsaturated tosylimines **2** using the TDAE strategy. *Reagents and conditions:* **4** (0.2 mmol), **2** (0.24 mmol), and TDAE (0.2 mmol) in anhydrous DMF stirred at $-20\text{ }^{\circ}\text{C}$ for 1 h and then maintained at r.t. for 2 h; yields are isolated yields after purification by chromatography.

In conclusion, the regioselective addition of *p*-nitrobenzyl chloride (**1**) or 2,3-bis(bromomethyl)quinoxaline (**4**) to α,β -unsaturated tosylimines using the TDAE strategy allowed the synthesis of allylamines in good yields and complete 1,2-regioselectivity. The tolerance of nitro groups and heteroaromatic nucleophiles such as quinoxaline derivatives suggests that this method is a good alternative to the use of organometallic reagents to prepare allylic amines. Further research is in progress to extend the scope to an asymmetric version using enantiopure α,β -unsaturated *N*-sulfonimines.

Acknowledgment

This work was supported by the CNRS and Aix-Marseille University. The authors thank the Spectropole team for elemental analysis. We express our thanks to V. Remusat for recording ^1H NMR and ^{13}C NMR spectra.

Supporting Information

Supporting information for this article is available online at <http://dx.doi.org/10.1055/s-0035-1560574>.

References and Notes

- (1) Johannsen, M.; Jørgensen, K. A. *Chem. Rev.* **1998**, *98*, 1689.
- (2) (a) Petranyi, G.; Ryder, N. S.; Stutz, A. *Science* **1984**, 1239. (b) Ghannoum, M.; Isham, N.; Verma, A.; Plaum, S.; Fleischer, A. Jr.; Hardas, B. *Antimicrob. Agents Chemother.* **2013**, 4369. (c) Marín, M. T.; Margarit, M. V.; Salcedo, G. E. *Farmaco* **2002**, *57*, 723.
- (3) (a) Takechi, N.; Ait-Mohand, S.; Médebielle, M.; Dolbier, W. R. Jr. *Tetrahedron Lett.* **2002**, *43*, 4317. (b) Pooput, C.; Médebielle, M.; Dolbier, W. R. Jr. *Org. Lett.* **2004**, *6*, 301. (c) Pooput, C.; Médebielle, M.; Dolbier, W. R. Jr. *J. Org. Chem.* **2006**, *71*, 3564.
- (4) (a) Giuglio-Tonolo, G.; Terme, T.; Médebielle, M.; Vanelle, P. *Tetrahedron Lett.* **2003**, *44*, 6433. (b) Giuglio-Tonolo, G.; Terme, T.; Médebielle, M.; Vanelle, P. *Tetrahedron Lett.* **2004**, *45*, 5121. (c) Khoumeri, O.; Terme, T.; Vanelle, P. *Synthesis* **2009**, 3677. (d) Khoumeri, O.; Giuglio-Tonolo, G.; Crozet, M. D.; Terme, T. M.; Vanelle, P. *Tetrahedron* **2011**, *67*, 6173. (e) Spitz, C.; Khoumeri, O.; Terme, T.; Vanelle, P. *Synlett* **2013**, *24*, 1725. (f) Broggi, J.; Terme, T.; Vanelle, P. *Angew. Chem. Int. Ed.* **2014**, *53*, 384.
- (5) (a) Vanelle, P.; Maldonado, J.; Madadi, N.; Gueiffier, A.; Teulade, J.-C.; Chapat, J.-P.; Crozet, M. P. *Tetrahedron Lett.* **1990**, *31*, 3013. (b) Delmas, F.; Gasquet, M.; Timon-David, P.; Madadi, N.; Vanelle, P.; Vaille, A.; Maldonado, J. *Eur. J. Med. Chem.* **1993**, *28*, 23. (c) Crozet, M. D.; Botta, C.; Gasquet, M.; Curti, C.; Remusat, V.; Hutter, S.; Chapelle, O.; Azas, N.; De Méo, M.; Vanelle, P. *Eur. J. Med. Chem.* **2009**, *44*, 653. (d) Dunn, L. A.; Burgess, A. G.; Krauer, K. G.; Eckmann, L.; Vanelle, P.; Crozet, M. D.; Gillin, F. D.; Upcroft, P.; Upcroft, J. A. *Int. J. Antimicrob. Agents* **2010**, *36*, 37. (e) Kieffer, C.; Cohen, A.; Verhaeghe, P.; Hutter, S.; Castera-Ducros, C.; Laget, M.; Remusat, V.; M'Rabet, M. K.; Rault, S.; Rathelot, P.; Azas, N.; Vanelle, P. *Eur. J. Med. Chem.* **2015**, *92*, 282.
- (6) **General Procedure**
To a stirred solution of *p*-nitrobenzyl chloride (**1**) or 2,3-bis(bromomethyl)quinoxaline (**4**, 0.2 mmol) and *N*-tosylimine **2** (0.24 mmol) in DMF (1 mL) at $-20\text{ }^{\circ}\text{C}$ was added TDAE (0.2 mmol). The solution was vigorously stirred at $-20\text{ }^{\circ}\text{C}$ for 1 h and then maintained at r.t. for 2 h. Water (5 mL) was added, and the aqueous solution was extracted with CH_2Cl_2 ($3 \times 15\text{ mL}$). The combined organic layers were washed with H_2O (20 mL) and dried over MgSO_4 . Filtration and evaporation of the solvent furnished the crude product. Purification by silica gel chromatography (PE–EtOAc from 8:2 to 7:3 depending on the polarity of substrate) afforded pure amine products **3** or **5**.
(E)-4-Methyl-N-(1-(4-nitrophenyl)-4-phenylbut-3-en-2-yl)benzenesulfonamide (3a)
81% yield; yellow solid; mp $189\text{--}191\text{ }^{\circ}\text{C}$. $^1\text{H NMR}$ (250 MHz, CDCl_3): δ = 8.04 (d, J = 8.5 Hz, 2 H), 7.60 (d, J = 8.1 Hz, 2 H), 7.26–7.12 (m, 9 H), 6.24 (d, J = 15.9 Hz, 1 H), 5.85 (dd, J = 15.9, 7.0 Hz, 1 H), 4.75 (d, J = 7.9 Hz, 1 H), 4.29–4.18 (m, 1 H), 3.03–2.98 (m, 2 H), 2.31 (s, 3 H). $^{13}\text{C NMR}$ (63 MHz, CDCl_3): δ = 147.0, 144.4, 143.8, 137.6, 135.8, 132.5, 130.5, 129.7, 128.7, 128.3, 127.4, 127.2, 126.6, 123.8, 56.9, 42.3, 21.5. ESI-HRMS: m/z [$\text{M} + \text{NH}_4$] $^+$ calcd for $[\text{C}_{23}\text{H}_{26}\text{N}_3\text{O}_4\text{S}]^+$: 440.1639; found: 440.1640.
(E)-3-Styryl-2-tosyl-1,2,3,4-tetrahydropyrido[3,4-*b*]quinoxaline (5a)
61% yield; yellow solid; mp $72\text{--}75\text{ }^{\circ}\text{C}$. $^1\text{H NMR}$ (250 MHz, CDCl_3): δ = 8.02–7.95 (m, 2 H), 7.79 (d, J = 8.2 Hz, 2 H), 7.75–7.71 (m, 2 H), 7.22–7.16 (m, 5 H), 7.05–7.01 (m, 2 H), 6.38 (d, J = 16.1 Hz, 1 H), 5.86 (dd, J = 16.1, 5.5 Hz, 1 H), 5.32 (br s, 1 H), 5.12 (d, J = 17.6 Hz, 1 H), 4.50 (d, J = 17.6 Hz, 1 H), 3.55 (dd, J = 17.3, 5.9 Hz, 1 H), 3.38 (dd, J = 17.3, 2.0 Hz, 1 H), 2.34 (s, 3 H). $^{13}\text{C NMR}$ (63 MHz, CDCl_3): δ = 149.4, 148.0, 144.1, 141.9, 141.4, 136.3, 135.7, 134.2, 130.1, 130.0, 128.8, 128.7, 128.6, 128.3, 127.7, 126.6, 124.6, 53.4, 46.4, 36.9, 21.6 (one carbon missing due to overlap). ESI-HRMS: m/z [$\text{M} + \text{H}$] $^+$ calcd for $[\text{C}_{26}\text{H}_{24}\text{N}_3\text{O}_2\text{S}]^+$: 442.1584; found: 442.1584.
- (7) CCDC 1413021 contains the supplementary crystallographic data of compound **3a** for this paper. These data can be obtained free of charge from The Cambridge Crystallographic Data Center via http://www.ccdc.cam.ac.uk/data_request/cif.
- (8) (a) Montana, M.; Terme, T.; Vanelle, P. *Tetrahedron Lett.* **2006**, *47*, 6573. (b) Montana, M.; Crozet, M. D.; Castera-Ducros, C.; Terme, T.; Vanelle, P. *Heterocycles* **2008**, *75*, 925. (c) Since, M.; Terme, T.; Vanelle, P. *Tetrahedron* **2009**, *65*, 6128. (d) Juspin, T.; Terme, T.; Vanelle, P. *Synlett* **2009**, 1485. (e) Juspin, T.; Giuglio-Tonolo, G.; Terme, T.; Vanelle, P. *Synthesis* **2010**, 844.
- (9) (a) Montana, M.; Terme, T.; Vanelle, P. *Tetrahedron Lett.* **2005**, *46*, 8373. (b) Khoumeri, O.; Terme, T.; Vanelle, P. *Tetrahedron Lett.* **2012**, *53*, 2410.