



HAL
open science

Equality of Opportunity: Theory and Measurement

John E. Roemer, Alain Trannoy

► **To cite this version:**

John E. Roemer, Alain Trannoy. Equality of Opportunity: Theory and Measurement. *Journal of Economic Literature*, 2016, 54 (4), pp.1288–1332. 10.1257/jel.20151206 . hal-01446191

HAL Id: hal-01446191

<https://amu.hal.science/hal-01446191>

Submitted on 27 Sep 2023

HAL is a multi-disciplinary open access archive for the deposit and dissemination of scientific research documents, whether they are published or not. The documents may come from teaching and research institutions in France or abroad, or from public or private research centers.

L'archive ouverte pluridisciplinaire **HAL**, est destinée au dépôt et à la diffusion de documents scientifiques de niveau recherche, publiés ou non, émanant des établissements d'enseignement et de recherche français ou étrangers, des laboratoires publics ou privés.

Equality of Opportunity: Theory and Measurement[†]

JOHN E. ROEMER AND ALAIN TRANNOY*

During the last third of the twentieth century, political philosophers actively debated about the content of distributive justice; the ruling ethical view of utilitarianism was challenged by various versions of equality of opportunities. Economists formulated several ways of modeling these ideas, focusing upon how individuals are placed with respect to opportunities for achieving various outcomes, and what compensation is due to individuals with truncated opportunities. After presenting a review of the main philosophical ideas (section 2), we turn to economic models (sections 3 and 4). We propose a reformulation of the definition of economic development, replacing the utilitarian measure of GDP per capita with a measure of the degree to which opportunities for income acquisition in a nation have been equalized. Finally, we discuss issues that the econometrician faces in measuring inequality of opportunity, briefly review the empirical literature (section 6), and conclude (section 7). (JEL C43, D63, D70, I24)

1. Introduction

Only *some* kinds of inequality are ethically objectionable. The distinction between morally acceptable and unacceptable inequality is perhaps the most important contribution of philosophical egalitarian thought during the last forty years. In particular, more information than the welfare derived

from final outcomes is needed to render social judgment about the degree of inequality. One must also know the extent to which individuals with similar opportunities are responsible for the outcomes that arise—and this is non-welfare information. To the extent that economists ignore this distinction, they may be measuring and analyzing inequality in a way that is not ethically salient.

The ubiquitous assumption made in the classical welfare tradition is that social welfare (or the social objective function) should be predicated only on the utility levels of individuals. Welfarism is a special case of consequentialism, which says that the ranking of social alternatives should depend only on outcomes. From this approach, the processes by which a social state came about—say, discussions of issues like the role of

*Roemer: Yale University. Trannoy: Aix-Marseille University (AMSE), CNRS, and EHESS. We thank Tony Atkinson, François Bourguignon, Steven Durlauf, Marc Fleurbaey, Pedro Rosa Dias, Erik Schokkaert, and two referees for their comments and advice on previous drafts of this article, and Timothy Taylor for judicious editing. This article is based in part on a paper that appeared in the *Handbook of Income Distribution* (Roemer and Trannoy 2015).

[†]Go to <http://dx.doi.org/10.1257/jel.20151206> to visit the article page and view author disclosure statement(s).

personal choices or the existence of property rights—become largely irrelevant. Critics of welfare egalitarianism rightly protest that it is highly questionable whether measuring equality based solely on outcomes is ethically appropriate. After all, this approach fails to hold persons responsible for their choices, or to adjust for their preferences, or for the way they process outcomes.

Political philosophers were the first to take this critique seriously. In prominent early contributions, Rawls (1958, 1971) began developing a new approach to egalitarianism, which inserted personal responsibility into discussions of what kind of equality was ethically desirable. Since then, the development of egalitarian theory may be characterized as a project to replace equality of outcomes with equality of opportunities. Some main philosophical contributions to the discussion were, following Rawls, from Sen (1980), Dworkin (1981a, 1981b), Arneson (1989), and Cohen (1989). Although the philosophical literature generated by these pioneers is too large to list here, other book-length treatments that deserve mention include Rakowski (1991), Van Parijs (1997), and Hurley (2003).

Common metaphors associated with the equality of opportunity view are “leveling the playing field,” and “starting-gate equality.” In the philosophical literature, the key distinction is sometimes referred to as “luck egalitarianism,” a term coined by Anderson (1999). The phrase captures the notion that outcomes arise from a combination of luck (whether good or bad) for which individuals cannot be held responsible, together with actions for which individuals are responsible. Thus, equality of opportunity (sometimes shortened to EOp herein) can be described as seeking to offset differences in outcomes attributable to luck, but not those differences in outcomes for which individuals are responsible.

Prior to Rawls, discussions of inequality by economists were in the main statistical,

focusing on the best ways of measuring inequality. But since the mid-1980s, a number of economists (besides Sen) have been active in trying to give concrete meaning to what is meant by equality of opportunity and to draw out the implications of this view. Roemer (1993, 1998) proposed an algorithm for calculating policies that would equalize opportunities for achievement of a given outcome in a population. Fleurbaey and Maniquet contributed economic proposals beginning in the 1990s (see Fleurbaey 1995b), and overviews of these issues in Fleurbaey (2008) and Fleurbaey and Maniquet (2011a). Other contributors to the theory include Van de gaer (1993), Bossert (1995, 1996) and Peragine (2004). A parallel empirical literature is rapidly developing along several branches. A cross-country approach seeks to measure the extent to which opportunities for the acquisition of various outcomes are unequal in various countries. Another approach focuses on the opportunity-equalizing effects of policy. Yet another investigates whether people hold views of justice consonant with equality of opportunity.¹

It should be mentioned that, along with equality of opportunity, there are other non-welfarist theories of whether a distribution should be considered just. Nozick (1974) also argued that knowing the distribution of final outcomes (in terms of welfare, income, or other measureables) did not offer sufficient information for passing judgment on its

¹Prior economic literature on equality of opportunity that is our focus in this article, there was an earlier skirmish around the practical import of equalizing opportunities. Jensen (1969) and Herrnstein (1971) proposed that inequality was in the main due to differential intelligence (IQ), and so equalizing opportunities (for instance, through compensatory education of under-privileged children) would fail to generate substantially greater equality of outcomes. Bowles (1973) and Conlisk (1974) disagreed; for example, Bowles argued that inequality of income was almost all due to unequal opportunities. Goldberger (1979) presents a thorough refutation of Jensen’s view.

fairness. Instead, Nozick's neo-Lockean view suggests evaluating the justness of final outcomes by studying the history that produced those outcomes. For example, he proposed a theory of the moral legitimacy of private property, which correspondingly led him to find outcomes illegitimate to the extent that they were the result of extortion, robbery, slavery, and so on. This view is quite clearly distinct from egalitarian perspectives, whether they focus on equality of outcomes or equality of opportunities.

In this article, we review a literature that represents an intellectual collaboration between political philosophy and economics. We begin by summarizing the philosophical debate concerning equality since Rawls (section 2). The next two sections (3, 4) review the reactions of economists to this debate and present economic algorithms for computing policies that equalize opportunities—or more generally, methods of ordering social policies with respect to their efficacy in opportunity equalization. Section 5 applies the equality of opportunity approach to economic development. Section 6 reviews the empirical literature on the measurement of inequality of opportunity. Section 7 concludes.

2. *Egalitarian Political Philosophy since Rawls*

Rawls (1958, 1971) sought to derive principles of justice based on rationality and impartiality. His argument was based on the idea of a “veil of ignorance” or “original position,” a thought-experiment in which decision makers were deprived of knowledge about their own situations in the world: specifically, they are postulated to have no knowledge about their physical, social, and biological endowments. Personal factors like these were a matter of luck, and therefore Rawls described the distribution of these endowments as “morally arbitrary.” These souls, representing persons in the real world,

would cogitate about justice with full rationality and full knowledge of the laws of economics. Moreover, they would act as perfect agents of their self-interested principals. Rawls argued that such decision makers would draw impartial conclusions concerning distributive justice.

Based on this conceptual framework, Rawls argued that justice requires, after guaranteeing a system that maximizes civil liberties, a set of institutions that maximize the “primary goods” allocated to those who are worst off in society. He called this the “difference principle.” Economists refer to this view as “maximizing the outcome for the people with the minimum,” or the “maximin” principle. More specifically, Rawls did not advocate a maximin view of utility (assuming that comparing interpersonal utility comparisons were possible), but rather what might be called maximin for an index of primary goods.

The idea of primary goods, combined with protection of civil liberties, clearly has close ties to equality of opportunity. Primary goods are those inputs required for the success of any life plan, so equalizing primary-goods bundles across persons (or passing to an allocation that would dominate an equal allocation of primary goods for all individuals) is a way of holding persons responsible for their life-plan choice. For Rawls, welfare was best measured as the extent to which a person is fulfilling his plan of life: however, Rawls felt that society had no business passing judgment on the life plans chosen by individuals. The question of how to aggregate the various primary goods into an index that would allow comparison of bundles was never successfully solved by Rawls (although some skeptical economists argued that the subjective utility function was the obvious way to aggregate primary goods).

However, we believe that Rawls committed a major conceptual error by constructing his veil of ignorance too thickly.

His decision makers in the original position were concerned with the allocation of primary goods because they did not know the life plans of their principals, or even the *distribution* of life plans in the actual society. Nor were the decision makers to know the *distribution* of physical, social, and biological endowments. But given Rawls's philosophical views, these limitations on what is known behind the veil of ignorance seem unjustified, for two reasons. First, if the purpose of the veil of ignorance is to shield decision makers from knowledge of aspects of their personal situations that are morally arbitrary, and only of those aspects, they *should* know their plans of life. Such plans are not morally arbitrary by hypothesis, because Rawls deems that persons are responsible for their life plans. Secondly, although a person's *particular* endowment of resources, natural and physical, might well be morally arbitrary (to the extent that these were determined by the luck of the birth lottery), the *distribution* of these resources across society is a fact of nature and society and should be known by the denizens in the original position, just as they are assumed to know the laws of economics.

In 1981, Ronald Dworkin published two articles that addressed these problems in the Rawlsian argument (although he did not use the Rawlsian language of "original position" or "primary goods"). In the first article, Dworkin (1981a) argued that "equality of welfare" was not a sound view, mainly because equality of welfare does not hold persons responsible for their preferences. In particular, if a person has expensive tastes, Dworkin argues that society does not owe that person an additional complement of resources to satisfy these tastes. (The only examples of expensive tastes, says Dworkin, that justify additional resources are addictions or compulsions, which are tastes with which the person does not "identify," and would prefer not to have.) In the second

article, Dworkin (1981b) argues for "equality of resources," where resources include those aspects of a person's physical and biological environment for which the person should not be held responsible (such as those acquired through birth).

But how can we conceive of what it means to "equalize resources"? After all, resources comprise both transferable goods, like money, and inalienable resources such as families into which persons are born, talents, and even genes. Dworkin proposed thinking about the consequences of an insurance market carried out behind a veil of ignorance. In his formulation, the "souls" participating in this insurance market represent actual persons, and know the preferences of those whom they represent, but do not know the resources with which their persons are endowed in the world. In this insurance market, each participant would hold an equal amount of some currency, and would be able to purchase insurance with that currency against bad luck in the birth lottery in which nature assigns souls to persons in the world (or resource endowments to souls). Dworkin argued that the allocation of goods that would be implemented after the birth lottery occurred, the state of the world was revealed, and insurance policies taken behind the veil of ignorance were settled, was an allocation that "equalized resources."

This hypothetical Dworkinian insurance market has a number of desirable properties. It holds persons responsible for their preferences—in particular, their willingness to take risks over the range of possible outcomes. The result was reasonably viewed as egalitarian because all souls were endowed, behind the veil, with the same allotment of currency with which to purchase insurance. The result was plausibly impartial with respect to the morally arbitrary distribution of resources, because souls had to purchase insurance while shielded from knowledge of

what endowments they would receive in the birth lottery. Thus, Dworkin retained Rawls's egalitarian view about the moral arbitrariness of the distribution of talents, handicaps, and inherited wealth. But the mechanism of purchasing insurance behind the veil of ignorance held persons responsible for their tastes, which was a cleaner answer to the philosophical problem of equality of opportunity than discarding preferences and relying on primary goods.

But Dworkin only discussed the hypothetical insurance market informally, and various difficulties arise upon more explicit consideration. It turns out that when the Dworkinian insurance policies are purchased and then paid off, it is possible for a situation to arise in which wealth is transferred from a disabled person to an able person, when both have identical preferences over risk and their endowments in the birth lottery are equal in wealth. This constitutes a pathology for a resource-egalitarian, because the disabled person should end up with more of the transferable resource than the able one, as the disabled person has less of the nontransferable resource (Roemer 1985; Moreno-Ternero and Roemer 2008; Fleurbaey 2008, chapter 6).²

In a separate challenge to the Rawlsian framework, Sen (1980) contended that Rawls was a “fetishist” in focusing on primary goods. Instead, Sen argued that the focus should be on the “functionings” that goods provide

for people: for example, being able to move about, to become employed, to be healthy, and so on. Functionings are explicitly not the same as utility. Instead, functionings can be viewed as a kind of advantage between goods and welfare, which Cohen (1993) later described as providing a state of being that he called “midfare.” Moreover, Sen wished to focus on the capabilities for functioning, rather than on the actual level of functioning. For a sense of this distinction, consider that although a rich man on a hunger strike might have the same (low) functioning as a poor man starving, their capabilities are very different. Sen defined a person's *capability* as the set of vectors of functionings that were available to that person, and he called for equality of capabilities. An approach rooted in capabilities and functionings has led to a large interdisciplinary literature that is not surveyed here: for a flavor of this work, Alkire (2002) discusses how the capability approach has been used in poverty analysis and Fleurbaey (2009) examines how this approach has inspired alternatives to GDP. Sen has not proposed an ordering of sets that would enable one to compare capabilities. However, the social-choice literature that proposes an axiomatic approach to ranking opportunity sets in terms of freedom of choice is, to a large extent, inspired by the capability approach (Pattanaik and Xu 1990; see also the survey by Barbera, Bossert, and Pattanaik 2004).

Any discussion of responsibility also raises the thorny question of free will. If responsibility is central to a conceptualization of equality of opportunity, does one have to address the problem of free will in the course of enunciating a theory of distributive justice? A practical answer to this question, which in our experience suffices for practicing economists, if not for some philosophers, is to view people's degree of responsibility as determined in the context of a given society. At any given time, the political and legal

²Dworkin's (1981a, 1981b) essays sparked considerable follow-up work. For example, Arneson (1989) argued that Dworkin's emphasis on responsibility was important, but that the objective should not be to equalize resources but rather “opportunities for welfare,” which he formulated in a somewhat abstract way. Cohen (1989) argued that persons might well not be responsible for certain aspects of their preferences, if these were formed under disadvantageous circumstances. Furthermore, deficits in welfare might arise for reasons that are not traceable to resource deficits, but might deserve compensation, depending on the extent to which the person was responsible for such deficits.

system in each country propounds a specific view about individual responsibility that is applied in everyday life. Hence, one can consider what policy steps should be taken by a given society toward equality of opportunity based on the reality of individual responsibility as endorsed by that society. This approach is, of course, political and practical, rather than metaphysical. We will be explicit in the next section on how societies may choose the degree of responsibility that they wish people to bear. The philosophical literature on “responsibility-sensitive egalitarianism” continues to evolve, but enough summary has been provided to set the stage for a discussion of economic models.

3. Roemer’s Model and Algorithm for Equal-Opportunity Policy

3.1 The Baseline Model

Roemer (1993, 1998) considers a population whose members are partitioned into a finite set of *types*. A type comprises the set of individuals with the same circumstances, where *circumstances* are those aspects of one’s environment (including, perhaps, one’s biological characteristics) that are beyond one’s control, but that also influence the outcomes of interest. The kinds of action deemed to be within a person’s control may vary across societies. Denote the *typology* $\mathbf{T} = \{1, 2, \dots, T\}$, the set of types. Let the population fraction of type t in the population be f^t . There is a desirable *outcome* for whose achievement a planner, or the society, wishes to equalize opportunities. The degree to which an individual will achieve the outcome is a function of the circumstances and *effort* of that individual, together with the social policy. We write the value of the outcome as $u^t(e, \varphi)$, where e is a measure of effort and $\varphi \in \Phi$, the set of social policies. Indeed, the outcome $u^t(e, \varphi)$ should be considered to be

the average achievement of the outcome among those persons of type t expending effort e when the policy is φ . Here, we take effort to be a nonnegative real number.³ Effort is assumed to be a choice made by the individual, although that choice may be constrained by circumstances (a point to which we will return below).

Economists would normally say that effort is chosen by the individual to maximize a preference order, but preferences are not the fundamentals of this theory. The outcome u^t is not, in general, a subjective utility function: indeed u^t is assumed to be monotone *increasing* in effort, while subjective utility is commonly assumed to be decreasing in effort. In concrete terms, one might think of the outcome u as the adult wage, circumstances could include several aspects of childhood and family environment, and e could be years of schooling. The data for the social-planning problem consist of the distributions of effort within types as a function of policy: for the policy φ , denote the distribution function of effort in type t as $G_\varphi^t(\cdot)$ and then the data are $\{\mathbf{T}, G_\varphi^t, f^t, u, \Phi\}$.

This framework assumes that a society has a conception of how to define types, which is based on circumstances beyond the control of the individual, and how to measure effort, which comprises those choices that are thought to be the person’s responsibility. Equalizing opportunities focuses on offsetting differences due to types. However, types and effort are not disconnected. Instead, there is a *distribution function* of effort in a type at a policy, G_φ^t , that is not due to the actions of any person (assume here a continuum of agents), but is a characteristic of the type. If we are to indemnify individuals against their circumstances, we cannot hold

³If actual effort is a vector, then a unidimensional measure e can be constructed, for example, by regressing the outcome values against the dimensions, thus computing weights on the dimensions of raw effort.

them responsible for being members of a type with a poor distribution of effort.

Thus, we require a measure of *accountable* effort, which, because effort is influenced by circumstances, cannot be the raw effort e . (In concrete terms, think of years of education acquired as raw effort, which is surely influenced in a major way by social circumstances included in type.) Roemer proposed to measure accountable effort as the rank of an individual on the effort distribution of the type for that individual: thus, if for an individual expending effort e , $G_\varphi^t(e) = \pi$, we say the individual expended the *degree* of effort π , as opposed to the *level* of effort e . The rank provides a way of making inter-type comparisons of the efforts expended by individuals. In comparing the degrees of effort of individuals across types, the rank measure in effect sterilizes the distribution of raw effort of the influence of circumstances upon it.⁴

Because the outcome functions u^t are assumed to be strictly monotone increasing in level of effort e , it follows that an individual will have the same rank on the distribution of the outcome, within that individual's type, as the individual does within the distribution of effort of that type. Define

$$v^t(\pi, \varphi) = u^t(e^t(\pi), \varphi),$$

where $e^t(\pi)$ is the level of effort at the π th quantile of the distribution G_φ^t , that is, $G_\varphi^t(e^t(\pi)) := \pi$. Inequality of opportunity holds when the *quantile functions* $\{v^t | t \in \mathbf{T}\}$ are not identical. In particular, because we

are treating persons at a given rank π , across types, as being equally accountable with respect to the choice of effort, the vertical difference between the functions $\{v^t(\cdot, \varphi)\}$ is a measure of the extent of inequality of opportunity (or, equivalently, the horizontal distance between the cumulative distribution functions of the outcome).

What policy is optimal, given this conception of equality of opportunity? A verbal statement of the goal would be to find that policy which nullifies, to the greatest extent possible, the effect of circumstances on outcomes, but still allows outcomes to be sensitive to effort. We do not simply want to render the functions v^t identical at a low level, so we need to adopt some conception of “maxi-minning” these functions. We want to choose that policy which pushes up the lowest v^t function as much as possible—and as in Rawlsian maximin, the “lowest” function at a particular value of the rank π may itself be a function of what the policy is. A natural approach is therefore to maximize the area below the lowest function v^t , or more precisely, to find that policy which maximizes the area under the *lower envelope* of the functions $\{v^t\}$. The formal statement is to:

$$(1) \quad \max_{\varphi \in \Phi} \int_0^1 \min_{t \in \mathbf{T}} v^t(\pi, \varphi) d\pi.$$

We call the solution to this program the *opportunity-equalizing policy*, φ^{EOp} . (Computing (1) is equivalent to maximizing the area to the left of the left-hand envelope of the type-distribution functions of the outcome, and bounded above by the horizontal line at height one.)

When the lower envelope of the functions $\{v^t\}$ coincides with the v function of a single type—the unambiguously most disadvantaged type—what we have done is to maximize the average value of the outcome for the most disadvantaged type, because

⁴Ramos and Van de gaer (forthcoming) call this move—of identifying the degree of effort with the rank of the individual on the objective distribution of the type of that individual—the Roemer Identification Assumption (RIA). Using the rank of an individual in the distribution as a measure of a relevant characteristic is akin to the “rank-and-replace” method in the disparity literature. For a survey that links the equality of opportunity problem to the disparity problem, see Fleurbaey and Schokkaert (2012).

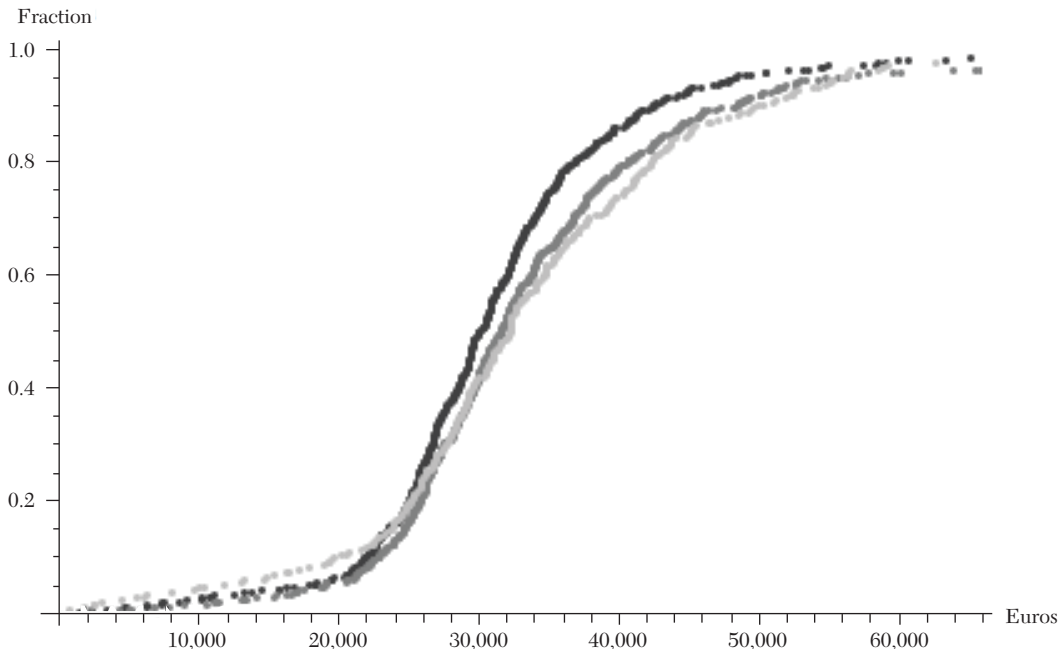


Figure 1a. Three Income Distribution Functions for Danish Male Workers, According the Circumstance of Parental Education

Note: Darkest hue are from least educated backgrounds.

Source: Roemer (2015).

$\int_0^1 v^t(\pi, \varphi) d\pi$ is simply the mean value of the outcome for type t at policy φ .

This approach implements the view that differences between individuals caused by their circumstances are ethically unacceptable, but differences due to differential effort are acceptable. Full equality of opportunity is achieved not when the value of the outcome is equal for all, but when members of each type face the *same chances for acquiring the outcome*, as measured by the distribution functions of the outcome that they face. One virtue of the approach taken here is that it is straightforward to illustrate graphically. The two graphs in figure 1 illustrate inequality of opportunity in Denmark and Hungary. Each graph shows three cumulative income distributions, corresponding to male workers

of three types: those whose more-educated parent had no more than lower-secondary education, those whose more-educated parent just completed secondary education, and those whose more-educated parent had at least some tertiary education. (The data are from EU-SILC-2005.) The inverses of these distribution functions are the quantile functions $v^t(\cdot, \varphi)$ defined above. With respect to this one circumstance of parental education and using the outcome measure of income, it seems clear that opportunities for income have been more effectively equalized in Denmark than in Hungary, because the distributions functions are closer to being equal in Denmark than in Hungary (although it should be noted that the horizontal-axis euro scale is different in the two figures).

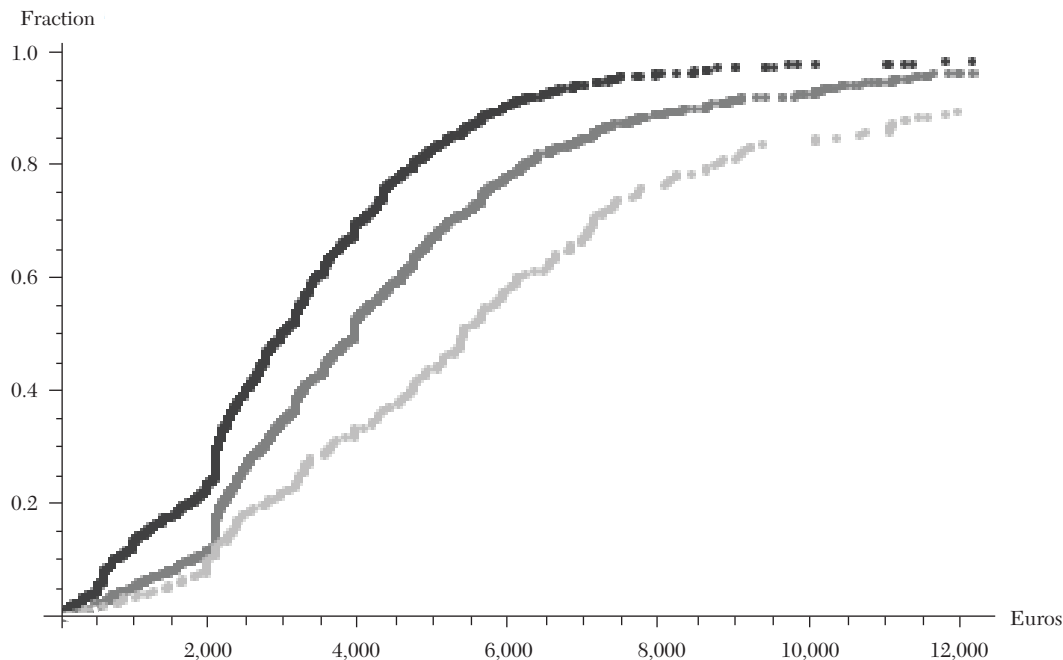


Figure 1b. Three Income Distribution Functions for Hungarian Male Workers, According to the Circumstance of Parental Education

Note: Darkest hue are from least educated backgrounds.

Source: Roemer (2015).

The approach inherent in (1) treats all causes of inequality not accounted for by a person's type as being due to effort. For example, with respect to figure 1, many circumstances that influence outcomes are not accounted for in the definition of type, and so the inequality of opportunity illustrated in that figure should be considered to be a lower bound on the true inequality of opportunity. Nevertheless, delineating only a few circumstances will often suffice to illustrate obvious inequality of opportunity, and one can then argue that social policy should attempt to mitigate at least that inequality.

Let us note that the equal-opportunity approach described here is *non-welfarist* and moreover *non-consequentialist*. The analysis builds on distinctions between circumstances

and of distributions of effort across those types, which is non-welfare information. Informally, consequentialism only considers the final results of policies (outcomes), and not the determinants of those consequences. The approach described here distinguishes between circumstances and effort as two categories of causes of outcomes with different moral status. Optimal social policy should distinguish between these causes and should attempt to mitigate the inequality effects of one of them, but not (necessarily) the other.

An alternative to program (1) was proposed by Van de gaer (1993): order policies according to the value of

$$(2) \quad \max_{\varphi \in \Phi} \min_{t \in \mathbf{T}} \int_0^1 v^t(\pi, \varphi) d\pi.$$

In other words, maximize the average outcome value of the “most disadvantaged” type. Formally, this proposal simply computes the integral and “min” operators compared to Roemer’s approach in (1) and therefore they are referred to respectively as the mean-of-mins and the min-of-means in the following. Its virtue is that it is sometimes easier to compute than (1). If there is an unambiguously worst-off type (that is a type t such that for all policies φ and for all types t' , and all $\pi \in [0, 1]$ we have $v^t(\pi, \varphi) \leq v^{t'}(\pi, \varphi)$), then (1) and (2) are equivalent. Ooghe, Schokkaert, and Van de gaer (2007) compare the orderings over social policies induced by (2) and (1) by introducing a number of axioms that distinguish between the two. They argue that Roemer’s approach (1) is a “compensating outcomes” approach, while Van de gaer’s (2) is an “equalizing opportunity sets” approach, in the sense that the integral $\int_0^1 v^t(\pi, \varphi) d\pi$ can be viewed as a measure of the degree of opportunity available to type t . Therefore, these authors link Van de gaer’s proposal to the large literature on equalizing opportunity sets (e.g., Kranich 1996; Ok 1997; Bossert 1996; Ok and Kranich 1998; Weymark 2003; and Foster 2011), which derived its inspiration from Sen’s capability approach.

A simple example borrowed from Fleurbaey and Maniquet 2011b will illustrate the basic difference between Roemer’s and Van de gaer’s proposals, and other proposals to come. It will also enable us to introduce the compensation principle, which is a cornerstone of the equal-opportunity theory.

Example: Consider a society in which individuals are of two types, “low social background” and “high social background.” The social background, which can take values 1 or 3, is represented by c (for circumstance). Within each social-background type, individuals exhibit either “low” or “high” effort, denoted e , which can also take on values

either 1 or 3. There are identical frequencies of these four kinds of people in the society. There is an external resource, of which there is an endowment of four units per capita, which can be distributed among the population. If an individual with circumstance c who expends effort e receives x units of resource, her well-being will be $u = (x + c)e$.

The purpose of equal-opportunity policy is to compensate persons for their disadvantaged social background, but to hold them responsible for their effort. In this example, the effort distribution is identical in the two types, so we do not have to worry about the fact, emphasized earlier, that in real problems, the effort distribution generally varies with the type. Thus, no distinction is needed between the “level” and “degree” of effort.

The formulation of program (1) for this problem is:

$$(3) \max_x \frac{1}{2} \sum_{e=1,3} \min [(1 + x_{1e})e, (3 + x_{3e})e]$$

$$\text{subj. to } \frac{1}{4} (x_{11} + x_{13} + x_{31} + x_{33}) = 4,$$

$$\text{and } x_{1e}, x_{3e} \geq 0, \quad e = 1, 3,$$

where x_{ce} is the allocation of the resource to an individual of type c and effort e .

The solution of this problem is given in table 1.

This is the allocation that maximizes the per capita well-being, averaged across effort levels, of those who have the lowest well-being (due to social disadvantage) at each effort level. Indeed, the allocation equalizes the well-being at each effort level: those with effort level 1 sustain a well-being of 3 and those with effort level 3 enjoy a well-being of 27. The value of the outcome function in (3) is 15.

In this example, Roemer’s solution is able to respect what is called *the principle of compensation*, that is, two individuals with identical degrees of effort have the same

TABLE 1
ROEMER'S ALLOCATION ($u_{ce}(x_{ce})$)

c\e	1	3
1	3(2)	27(8)
3	3(0)	27(6)

TABLE 2
VAN DE GAER'S ALLOCATION $u_{ce}(x_{ce})$

c\e	1	3
1	1(0)	31(8 + 4/3)
3	3(0)	29(8 - 4/3)

level of the outcome. The effect of differential circumstances is completely sterilized by policy, so that outcomes are simply a function of effort. In realistic applications, respecting this principle to the letter is almost never feasible, and compromises must be made.

Now interestingly, the Van de gaer solution that maximizes (2) under the same constraints as in (3) does not respect the principle of compensation, as shown in table 2.

The prospects on average are the same across types and the value of the outcome function is greater than with Roemer's solution (16 instead of 15). In this case, Van de gaer implements an allocation that also maximizes the sum of individual outcomes. However, with a low degree of effort, it is better to belong to type 3 than to type 1. The mean-of-mins (objective (1)) is better able to realize the neutralization of the impact of circumstances on the outcomes than the min-of-means objective (2). But there is a price to pay in terms of a decrease in the total welfare computed as the sum of individual outcomes.⁵

⁵There is no efficiency cost to Roemer's solution with respect to Van de gaer's, because the efforts do not depend on the allocation rule in the example.

3.2 What are the Proper Rewards to Effort?

Formula (1) gives an ordering on policies, with regard to the degree to which they equalize opportunities, after the set of circumstances has been delineated. However, a conceptual asymmetry arises here. While the instruction to eliminate inequalities due to differential circumstances is clear, the permission to allow differential outcomes due to differential effort is vague. How much reward does effort merit? Providing a social-welfare function (or equivalently, a preference order over policies) answers that question, at least implicitly. In formula (1), the preference order is determined by stating that, if there is a society with just one type, then policies will be ordered according to how large the average outcome is for that society. Fleurbaey (2008) therefore calls formula (1) a "utilitarian approach" to equality of opportunity. More precisely, the *utilitarian reward principle* says that when individuals differ only in their degree of effort, the social criterion should exhibit no aversion to inequality, corresponding to maximizing a utilitarian social welfare function. Clearly, Van de gaer's criterion also respects the utilitarian reward principle.

What are possible alternatives? At a policy $\varphi \in \Phi$, the *lower envelope* of the outcome functions $v^t(\cdot, \varphi)$ is defined as:

$$(4) \quad \theta(\pi, \varphi) = \min_{t \in \mathbf{T}} v^t(\pi, \varphi).$$

Formula (1) measures the “size” of the lower envelope function θ by taking its integral on the interval $[0, 1]$. But many other choices are possible. For instance, consider the mappings $\Gamma: \Theta \rightarrow \mathfrak{R}$, where Θ denotes the set of nonnegative, weakly increasing functions on $[0, 1]$, given by

$$(5) \quad \Gamma^{(p)}(\theta) = \left(\int_0^1 \theta(\pi)^p d\pi \right)^{1/p}$$

for $-\infty < p \leq 1$.

Each of the functions $\Gamma^{(p)}$ provides an increasing order on Θ . As p becomes smaller, we implement more aversion to inequalities that are due to effort. As p approaches negative infinity, the order becomes the maximin order, where no reward to effort is acceptable.

Ordering policies according to the value of (5) can be called a generalized theory of equal opportunity. Without a clear view about the proper rewards to effort, it seems prudent to remain agnostic on the choice of how to order the lower envelope functions θ . The problem of rewards-to-effort goes back to Aristotle, who advocated “proportionality” of rewards to efforts.⁶ We believe that considerations outside the realm of equality of opportunity must be brought to

bear to decide upon how much inequality with respect to differential effort is ethically desirable. For instance, Cohen (2009) has suggested that the inequalities allowed by an equal-opportunity theory should, if they are large, be reduced by appealing to the value of social unity (what he calls “community”), which will be strained if outcome inequalities are too large.⁷

We reiterate the main point of this section. Because we possess no compelling theory of the just rewards to effort, we should not be dogmatic on the exact way to order policies. In Roemer’s approach, the ordering of policies must come from some increasing order on the set of lower-envelope functions, where the lower-envelope function induced by a policy φ is given by (4). This indeterminacy in the theory introduces a degree of freedom, the choice of the preference order Γ . Considerations outside of the theory of equal opportunity might put constraints on the degree of overall inequality that is desirable or admissible in a society, which can help to guide the choice of Γ .

We have thus argued that the theory of equal opportunity is not intended as a complete theory of distributive justice for two reasons. First, we do not have a complete theory telling us for what people are responsible. We have advocated the present approach on pragmatic grounds as providing policy recommendations for a given society that are consonant with that society’s conception of responsibility. The society in question must choose a set of circumstances, which will define types, that is consonant with the social norms that define

⁶In production economies, there are two historically important conceptions of just allocation of the product of collective labor: allocation of output in proportion to labor expended, and equal division of the output (Roemer 2014). One may view these as corresponding to two notions of responsibility: in the former case, one is responsible for one’s labor input, and in the latter, one is responsible for nothing.

⁷In the sharpening debate on the rising inequality of incomes in the United States, some object to these huge incomes on grounds that the effort of those who receive them is not so large. Other critics may acknowledge that that many recipients of high incomes are exercising rare and socially valuable skills, but still not support the degree to which those skills are remunerated.

its conception of personal responsibility. Secondly, the theory does not include a view on the proper rewards to effort, and this is reflected in the openness of the choice of Γ in program (5).

Roemer views this approach as most useful when the outcome in question is something measurable like income, life expectancy, or wage-earning capacity. Thus, this approach is especially applicable for policy makers who are concerned with narrower outcomes than overall utility: say, a health ministry with an objective of increasing life expectancy or infant survival; an education ministry concerned with the secondary-school graduation rate; a labor ministry concerned with opportunities for the formation of wage-earning capacity, or for employment; and so on. For objectives that are cardinally measurable, it makes sense to use any of the operators defined in (5) to generate an ordering on policies.⁸

4. *The Fleurbaey–Maniquet Approach*

Fleurbaey and Maniquet have proposed a number of ways for ordering policies with respect to the degree to which they equalize opportunities, and which suggest ways to resolve the conflict between the compensation principle and the responsibility principle. Their first articles date back twenty years to Fleurbaey (1994, 1995a), Bossert (1995) and Bossert and Fleurbaey (1996), and are summarized in Fleurbaey (2008) and Fleurbaey and Maniquet (2011b). The general inspiration of their approach is the concept of envy-freeness and the theory of fair allocations, pioneered in the works of Foley (1966), Kolm (1972), Varian (1975),

and Pazner and Schmeidler (1978). Their proposals are similar in spirit to those discussed above, but different in detail.

They agree about the starting point of the theory, which is the partition of the set of characteristics that describe the situation of an individual between circumstances and effort variables. But their approach then differs from the one outlined in section 3 in three ways. First, they advocate a principle of reward different from the principle of utilitarian reward, which they call the *principle of natural or liberal reward*. Second, they propose allocation rules that are ordinal in essence, that is, rules that do not depend on the cardinalization of the outcome function. This contribution is especially valuable if the individual outcome is welfare, but less so if it is some intermediate goal such as life expectancy or income attainment, which is cardinally measurable. Third, their approach does not clearly acknowledge the important fact that effort is in part determined by circumstances.

As a starting point, it is useful to return to the earlier example. Fleurbaey and Maniquet propose a different policy that fully respects the principle of compensation: namely, that those with the same effort levels should enjoy the same outcome (that is, that equality of opportunity should attempt to produce a result in which outcomes are insensitive to social background).

Indeed, for each level of effort, the outcome does not depend on circumstances, as in Roemer's solution. However, the value of the objective (4) at the allocation in table 3 is 12, much less than 15. On the other hand, the within-type inequality is much lower because the Fleurbaey–Maniquet allocation perfectly compensates for social disadvantage, in the sense that the value of $x + c$ is equal to 6 for all individuals, and so the variation in well-being is entirely due to differential effort. As shown in table 3, a distinctive feature of the allocation proposed

⁸ See Calsamiglia (2009) for a theoretical discussion of problems that may arise when each of several ministries attempts to equalize opportunities for outcomes with which they are concerned, without accounting for what other ministries are doing.

TABLE 3
FLEURBAEY AND MANIQUET’S SOLUTION $u_{ce}(x_{ce})$

c\e	1	3
1	6(5)	18(5)
3	6(3)	18(3)

by Fleurbaey and Maniquet is that the transfers are identical for all members in a type.

What is the principle that Fleurbaey and Maniquet employ that leads to this allocation? They are guided, as we said, by a *principle of natural reward*, which says that individuals with identical circumstances, that is, those within a type, receive the same resource transfer. More generally, the resource allocation should be independent of individuals’ efforts. The authors also call this the liberal reward principal, as it accepts the “laissez-faire” outcome, once circumstances have been compensated for. No further redistribution should be performed beyond that which is required by the principle of compensation. In contrast, in an environment in which everyone has the same circumstances, program (1) would not accept laissez-faire: it would further redistribute resources in order to maximize the average value of the outcome (of the single type). Clearly, the principle of utilitarian reward may recommend within-type redistribution to the benefit of those who exert more or less effort, depending on the marginal return of effort in terms of the individual outcome.

The simplest way to observe the difference between the approaches of Roemer and Fleurbaey and Maniquet is in a problem where all individuals have the same circumstances. Roemer’s proposal allocates the public resource to maximize the average value of the social outcome, and Fleurbaey

and Maniquet’s proposal divides the resource equally among all. As we wrote earlier, we do not believe there is a clear ethical instruction concerning what the proper rewards to effort are. We think that the Fleurbaey–Maniquet approach is attractive when the outcome is assumed to be noncomparable across persons: the main example is when outcome functions are said to be only ordinal representations of preferences. When, however, outcomes are cardinally measurable and interpersonally comparable (incomes, life expectancies, wages, etc.), then we find the “utilitarian” approach or one of its cousins (see (5)) attractive.

On the basis of the above example, it might seem that Fleurbaey and Maniquet can achieve the summum bonum of equality of opportunity in their perspective, an allocation that both realizes the principle of compensation and the principle of natural reward. However, the two principles are generally incompatible when the outcome function is not separable in extended resources (circumstances plus external resources) and effort. The intuition for the clash between these principles can easily be grasped in a discrete setting where we can construct an outcome matrix u_{ce} and an allocation matrix x_{ce} , both of whose rows correspond to types and whose columns to effort levels. The principle of compensation requires that inequality within columns in the outcome matrix be eliminated (columns should be constants), while the principle of natural reward demands that the rows in the allocation

matrix be constant. It is clear that these two injunctions can conflict, as was established by Bossert (1995) and Fleurbaey (1995a). If the outcome can be written in a weakly separable way (that is, there are functions f and g such that $u(x, c, e) = f(g(x, c), e)$), then the conflict can be avoided. Interestingly, this conflict arises even in the quasi-linear case, $u(x, c, e) = x + f(c, e)$. One of the virtues of the axiomatic approach has been to show that the trade-off between these principles is inescapable in a fully general setting. Fleurbaey (2008) and Fleurbaey and Peragine (2013) also prove that the clash between the compensation principle and the reward principle extends to the principle of utilitarian reward and weaker versions of the reward principle than natural reward.

We have given an example of how Fleurbaey and Maniquet equalize opportunities, but we have not yet fully described their allocation rule. Because of the conflict between the compensation principle and the natural-reward principle, their strategy is to weaken both principles until they become compatible. There are various ways of carrying out this program. We summarize two prominent examples of compromise orderings, which give different weight, so to speak, to the principles of natural reward and compensation. A common feature of these solutions is to define a reference value either for effort or circumstances. The principle that is sacrificed in the compromise is at least fulfilled for the reference effort or circumstance. For the allocation rule of *conditional equality*, natural reward is respected everywhere and in addition, the principle of compensation is satisfied at least for the reference effort level. For the allocation rule of *egalitarian equivalence*, circumstances are fully compensated for, while transfers obey the natural-reward principle for the reference type. Both solutions will depend upon the choice of the reference value of circumstances or effort.

In the conditional equality criterion, imagine a counterfactual where all individuals expend the same reference level of effort, but maintain their actual circumstances. In this case, that allocation is most preferred that most closely equalizes the value of the outcome—that is, each person should be indifferent to how she would feel if she had the circumstances of any other person. The conditional equality policy is defined as that policy $\varphi = (\varphi_1, \dots, \varphi_T)$ solving:

$$(6) \quad (\forall t, t' \in \mathbf{T}) \quad u^t(e^*, \varphi_t) = u^{t'}(e^*, \varphi_{t'}),$$

where t indicates the individual's type, e^* is the reference effort level, and φ_t is the resource transfer to members of type t .

The justification of this approach is that if persons of all types expend the same value of effort, then there is no ethical basis for their having different outcomes. The principle of compensation is then satisfied for the reference effort level.

A kind of dual to conditional equality is the egalitarian equivalent rule. Fleurbaey and Maniquet consider a counterfactual where each individual faces the same circumstances, but exerts his own effort. Suppose the policy consists of an allocation of a resource. Fix a type t^* , perhaps the most disadvantaged type. Find an allocation of the resource to all individuals, $\{\varphi_{it} \mid t \in \mathbf{T}, i \in t\}$, which exhausts the amount of the resource available, and which equalizes the value of the outcome, for every individual, to what her outcome value would be at the reference type, at some perhaps infeasible allocation of the resource $\{\hat{\varphi}_{it^*}\}$. That is:

(7) for all

$$t \text{ and } i \in t \quad u^t(e_i, \varphi_{it}) = u^t(e_i, \hat{\varphi}_{it^*}),$$

where i indicates the individual. Thus, at the executed policy, each individual is as well-off

TABLE 4
SUMMARY OF ATTRIBUTES OF FOUR EQUAL OPPORTUNITY ALLOCATION RULES

	Natural reward	Utilitarian reward
Priority on compensation	<i>Egalitarian-equivalent</i>	<i>Mean-of-mins</i>
Priority on reward	<i>Conditional equality</i>	<i>Min-of-means</i>

Source: Fleurbaey and Maniquet (2011b).

as she would be in some hypothetical allocation where she were of type t^* but exerting her actual effort e_i . This approach tells us how to order any pair of feasible policies φ and φ' : we say that φ is preferred to φ' if the counterfactual distribution $\hat{\varphi}$ is “more equal” than $\hat{\varphi}'$; to be precise

$$\varphi \succ \varphi' \Leftrightarrow \hat{\varphi} \succ_{lex} \hat{\varphi}',$$

where \succ_{lex} is the leximin ordering.⁹

The authors call this particular version of the egalitarian-equivalent approach to responsibility *min egalitarian equivalence* (min-EE), because the standardization takes place by counterfactually making everyone a member of the worst-off type. Of course, standardizing with respect to some other type would do as well, although each choice of how to standardize may produce a different ordering over policies. One virtue of the approach is that it requires only an ordinal outcome function u , because we only need to compare the outcome for individuals to variants of themselves (where they have different circumstances). In contrast, the

approach of program (1) requires cardinality to give meaning to the integral (or average) of outcome values.

An essential feature of the egalitarian-equivalent approach is the liberal or natural reward principle, according to which if everyone were of the same type, then no redistribution is called for. To be specific, in his equal-opportunity approach, Roemer closes the model by saying that if everyone were of the same type, then policies are preferred if they produce higher *average* outcomes, while Fleurbaey (2008) declares that policies are better in this case, the closer they are to *equal resources*. Both approaches are incomplete: Roemer’s approach, as has been discussed, does not dictate a choice of the operator Γ (see(5)), and egalitarian equivalence does not dictate a choice of the way to standardize circumstances.¹⁰ Of course, the two approaches will, in general, give a different ordering of policies. Roemer (2012) calculates some examples. The trade-off between reward and compensation for the four allocation rules discussed here is summarized in table 4, from Fleurbaey and Maniquet (2011b).

One disadvantage of the egalitarian-equivalent approach is that the notation does

⁹The leximin (or lexicographic minimum) ordering orders vectors as follows. Given two vectors A and B of the same dimension, we say $A \succ_{lex} B$ if A ’s smallest component is bigger than B ’s smallest component. If these two components are equal, we say $A \succ_{lex} B$ if its second-smallest component is bigger than B ’s second-smallest component. If the second-smallest two components are identical, we proceed to examine the third-smallest components. Two vectors are leximin indifferent if and only if one is a permutation of the other.

¹⁰Depending on the context, the worst and the best circumstances can be described as natural candidates. For instance, it has been argued (Tungodden 2005) that the former solution is worth considering if one wants to minimize ex post inequalities.

not force the practitioner to acknowledge that the choices people make about effort are influenced by circumstances. Recall that in Roemer's approach, the *degree* of effort that was taken as reflecting responsibility, rather than the *level* of effort, to address the concern that distributions of levels of effort will vary across types or circumstances. One can model the same idea in the egalitarian-equivalent approach, but the notation does not invite doing so. Practitioners of this approach should be wary about taking *e* as *observed* levels of effort and choices of various kinds. A literal application of the egalitarian-equivalent model, which is insensitive to this distinction, will ascribe responsibility to persons for choices that are perhaps heavily influenced by circumstances, and should therefore call for compensation.

In the example, we have assumed that effort is given and, in particular, that effort does not respond to policy. Once behavioral responses have been reintroduced, the authors offer some innovative applications of the egalitarian-equivalent approach, including a discussion of tax policy. From among feasible tax policies, they argue, that policy should be chosen which is most preferred according to the egalitarian-equivalent preference order. As noted, this approach provides a theory of optimal taxation that does not rely on cardinalization of the utility function (Fleurbaey and Maniquet 2006; Fleurbaey and Maniquet 2011a, chapter 11).

Our final topic of this section is the incorporation of luck into the theory of equal opportunity. Of course, certain important aspects of luck have already been incorporated—the luck of birth lottery assigns genes, families, and social environments to persons. However, two other kinds of luck are also important. A first kind is episodic luck, which is randomly distributed across individuals, and is often unobservable to third parties: for example, being in the right place at the right time is episodic luck. A second

additional kind is luck due to the outcome of chosen gambles. Dworkin's view was that no compensation is due to anyone who suffers a bad outcome due to a voluntarily chosen gamble, because a person who exercises their preferences in this way is held responsible for "option luck." However, Fleurbaey (2008) contests this view. He splits gambles into two parts: the decision to take the gamble and the outcome of the gamble. Let us view the risk-taking preference of the individual as a responsibility characteristic, and the outcome of the gamble as a circumstance—something over which the individual has no control. Fleurbaey proposes to apply conditional equality and egalitarian equivalence to this context. As can be anticipated, conditional equality gives more room to risk-loving activities, because it gives priority to the principle of natural reward. The most cautious individuals are chosen as the reference responsibility group and they should be fully insured (if possible). Less risk-averse individuals will receive the same transfers as the most cautious, which means that they will bear the extra risk they take. As a result, one can say that conditional equality leads to a watered-down version of option luck. Applying the egalitarian-equivalence approach to luck, Fleurbaey distinguishes between those who gamble only because of the possibility of increasing their wealth and those who derive a thrill from gambling (whom he calls "super risk lovers"). He advocates, ideally, equalizing ex post wealth from the gamble among those of the first category, but allowing those in the latter category to assume the full risk of the gamble. It is unclear how this distinction could be implemented in social policy.

Lefranc, Pistolesi, and Trannoy (2009) believe that the project of separating influences into circumstances and effort is too binary. They call "residual luck" a third influence, and recommend something weaker than compensation for residual luck, namely,

that the correlation between such luck and circumstances be eliminated. These authors are agnostic about what comprises residual luck, although they point to a consensus that social background should be counted as a circumstance. Some other examples of what a society might count as residual luck include the chance meeting of another person who offers one a good job, rare productive talent, and the winnings of national lotteries. These types of luck can be distinguished in various ways, as brute luck or option luck. But the authors maintain that a minimal requisite of equality of opportunity is that these kinds of luck should be equally distributed across types, at any given level of effort.

Suppose the income-generating process is given by:

$$y = g(c, e, l),$$

where c , e , and l are circumstances, effort, and residual luck, respectively. The distribution of income, conditional upon c and e is defined as:

$$H(y|c, e) = F_{c,e}(g^{-1}(y, c, e)),$$

where $F_{c,e}$ is the distribution of luck in the element of the population characterized by (c, e) . The above-described principle says that for any

$$(c, c') \quad H(\cdot|c, e) = H(\cdot|c', e) = K(\cdot|e).$$

This permits the distribution of residual luck to depend on effort, but not on circumstances. It is one formulation of the principle of compensation: at a selected allocation, it should be possible to express individual well-being as a function of responsibility characteristics only (Fleurbaey 2008, p. 26). If all luck factors are named as circumstances, then the distribution K is simply a point mass. More generally, the support of this distribution can be made as small as the decision maker

wishes, as the set of circumstances becomes larger, thus reducing the role for residual luck. It is also true that the theory does not put a limit on inequalities due to residual luck. The authors propose further refinements using stochastic-dominance arguments.

Empirically, the problem of brute luck is important. The data sets that enable one to measure inequality of opportunity usually contain information on only a small set of circumstances (such as the education or income of the parents). Consequently, if one measures effort as the residual determinant of outcomes, once these few circumstances have been accounted for, it appears as if differential effort is massively responsible for outcomes. In fact, luck, meaning the effect of unobservable circumstances, plays a large role. We will return to this point below.

5. *Economic Development*¹¹

The way we measure economic development will be a corollary to our ethical ideas about the just society. If we identify utility with income, then average utilitarianism calls for maximizing average income. Hence, the standard measure of economic development, GDP per capita, is a corollary to an ethical view (in this case, the utilitarian view). As utilitarianism was ubiquitous in economic thinking until Rawls (1971), and continues to be extremely influential in economics, it is unsurprising that our central measure of economic development has a basis in utilitarian thought.

Based on another ethical view, we might alter our measurement of economic development. Indeed, some alterations can be made even within a utilitarian framework. By recognizing that some needs are more urgent than others, we could apply a concave transformation to income, say the logarithm,

¹¹The proposal in this section is similar, although not identical, to that advanced in Roemer (2014).

and measure economic development by $\sum \log y_i$, where y_i is the income of individual i , which is ordinally equivalent to maximizing $\prod y_i$. Of course, this approach would place much more policy focus upon avoiding poverty, because very low incomes would then be viewed as socially catastrophic. Another tack, inspired by the capability approach (Anand and Sen 1993, 2000), is to include other arguments besides income in the utility function—education and health, in particular—but to take the average of an index of these goods over the nation. This is the approach of the Human Development Index published by the United Nations Development Programme (UNDP).

The ethic of equalizing opportunities suggests constructing other measures of economic development. Here, we propose a two-dimensional index of economic development, based upon the equal-opportunity approach. The first component of the index is the value of (1). The second is a measure of the extent to which opportunities have been equalized in the society. There are various methods for defining the second component. One simple approach for a given society, where types have been defined, is to let \bar{Y} be average income, Y^D be the average income of the most disadvantaged type, and $\eta = Y^D/\bar{Y}$. To the extent that opportunities for income have been equalized, η will be close to one. One approach is to measure economic development by the ordered pair $d = (Y^D, \eta)$. Y^D replaces GDP per capita: it is the average income of those who belong to the most disadvantaged type. Thus, the ordered pair d presents both a level of welfare and a degree of opportunity equality.

There are other proposals for ways of measuring the degree of inequality due to inequality of opportunity, rather than using η . The aggregate distribution function of income (for instance) for a society is the weighted sum of the distribution functions of incomes of its types. There is a family of

inequality measures (the general entropy measures) that are decomposable, in the sense that one can represent the inequality in the aggregate distribution as the sum of the inequalities in the component-type distributions, and inequality “between” the type distributions. The second term can be interpreted, in this case, as the inequality due to differential circumstances, while the first is inequality due to effort. Ferreira and Gignoux (2011) define the “inequality of opportunity ratio (IOR)” using one of these decomposable measures of inequality (the mean logarithm deviation). The same idea for measuring the degree of inequality due to circumstances is proposed in Checchi and Peragine (2010), and Roemer (2014) provides another variation.

In figure 2, we present a graph plotting the points d for a set of European countries, where the data are taken from EU-SILC (2005) and the population of male workers is partitioned into three types, depending on the level of education of the more-educated parent: type 1 comprises those whose parent has completed only lower-secondary education; type 2 applies when that parent completed upper secondary; and type 3, when that parent had some tertiary education.

Several remarks are in order. First, no country dominates all others on both components of d . However, Denmark (DK) dominates all other countries except Luxemburg (LU) and Iceland (IS). Second, Iceland’s strong position on the first component, it must be remembered, is based on data from before its bank crisis. Third, Greece’s component η is high because very few survey respondents were in types 2 or 3, so average income is close to average income of the most disadvantaged type. Fourth, the Eastern European countries (Lithuania, Latvia, Estonia, Poland, Czech Republic, and Hungary) perform relatively poorly. Finally, recall that we are looking at highly developed countries; were we

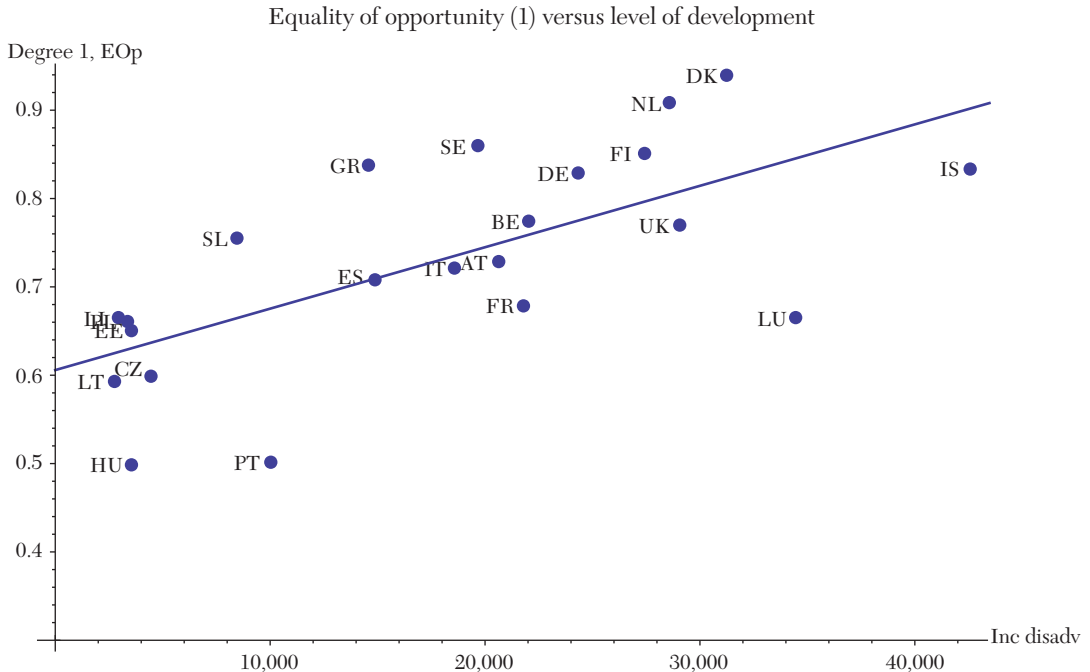


Figure 2. The Points $d = (Y^D, \eta)$ for a Set of European Countries

Source: EU-SILC 2005 data.

to calculate the point d for developing countries, the spread would be much larger.

Ferreira and Gignoux (2011) calculate their version of the measure η for six Latin American countries as well. They find, as one might expect, a lower degree of opportunity equalization in the Latin American countries than in the European ones.

There have been several other prominent efforts to bring considerations of equal opportunity into economic development. The World Bank made an important contribution in this area with its 2006 World Development Report, *Equity and Development*. It also published a monograph, *Measuring inequality of opportunities in Latin America and the Caribbean* (Paes de Barros et al. 2009), which contains a wealth of information on the effects of social circumstances on various measures of achievement and output.

Paes de Barros et al. (2009) propose a measure of equality of opportunity. Consider a particular kind of opportunity, such as “attaining the sixth grade in elementary school.” Let the total sixth-grade attendance in a country be H , and the total number of children of sixth-grade age be N , and define $\bar{p} = \frac{H}{N}$ to be the *access*, on average, of children to the opportunity of a sixth-grade education. The function \bar{p} measures the level of this opportunity in the country, but not the extent to which access is unequal to different children based upon their social circumstances. Using a logit model, they estimate the probability that each child, j , in the country has of attending the sixth grade, where that probability is a function of a vector of circumstances; denote this estimated probability by \hat{p}_j . $D = \frac{1}{2\bar{p}N} \sum |\hat{p}_j - \bar{p}|$.

D measures the variation in access to the opportunity in question across children in the country. The normalization guarantees that $0 \leq D \leq 1$.

Now define the *human opportunity index* as $O = \bar{p}(1 - D)$, noting that $0 \leq O \leq \bar{p}$. The human opportunity index is a non-consequentialist measure of development, because the probabilities \hat{p}_j can only be computed knowing the circumstances of the children. Thus, this single measure includes both the level of provision of opportunities and the inequality of the distribution of such opportunities, while the ordered pair (Y^D, η) separates these concerns into two measures. Obviously, some information is lost in using a single measure, rather than two measures.

Paes de Barros et al. (2009) is largely concerned with children. In our view, all inequality regarding children should be counted as due to circumstances, and none to effort. More specifically, children should only become responsible for their actions after an “age of consent” is reached (which may vary across societies), so both nature and nurture fall within the ambit of circumstances for the child. Thus, the fact that this human-opportunity index does not explicitly make the distinction between effort and circumstances is unobjectionable. The same point is made by Kanbur and Wagstaff (2016). However, if the measure is used for addressing inequality of opportunity for adults, failing to distinguish between effort and circumstances may give rise to concerns.

To study this, let us consider the opportunity for adults of earning an income above M . Suppose there are three types of worker, according to the level of education of their more-educated parent. Denote the distribution of income in type t as F^t ; let the population frequency of type t be f^t and let F be the distribution of income in the society as a whole. Then $\bar{p} = 1 - F(M)$ is the average access to the opportunity in question in

the country. For all members j of a given type t , the access to an income M or greater is defined as $\hat{p}^j = 1 - F^t(M)$. The human opportunity measure is:

$$\begin{aligned} O &= \\ &\bar{p} \left(1 - \frac{1}{2\bar{p}} \sum f^t |1 - F^t(M) - (1 - F(M))| \right) \\ &= (1 - F(M)) - \frac{1}{2} \sum f^t |F(M) - F^t(M)|. \end{aligned}$$

The first term $1 - F(M)$ measures the level of opportunity in the country, while the second term is a penalty for the degree to which this opportunity is mal-distributed with respect to circumstances (e.g., if there were no inequality of opportunity, then $F^t(M) = F(M)$ for all t , and the penalty is zero).

Brunori, Ferreira, and Peragine (2013) compute a version of the human-opportunity index for this measure using a set of thirty-nine countries. To date, this is the most ambitious international comparison available. Unfortunately, the typologies are different across the countries, and so the degrees of opportunity equality they report are not easily comparable. Data collected for a standardized set of circumstances across countries are sorely needed to give a more complete picture of inequality of opportunity across countries.

6. Measurement of Inequality of Opportunity

This section will focus on measurement issues. An excellent survey of the topic is provided by Ramos and Van de gaer (2016).

6.1 Methodological Issues: General Remarks

Measuring inequality of opportunity may mean different things. Quantifying, ranking,

and decomposing are three familiar operations that we may apply to equal-opportunity analysis, mainly using tools adapted from the measurement-of-inequality literature. At the most basic level, we may want to capture the degree of inequality of opportunity with an index, as has been done for inequality of outcomes with the Gini, Atkinson, Theil, and other indexes. For some purposes, we may want only to rank distributions of outcomes, and thus we would be content with incomplete but robust rankings provided by instruments of a dominance analysis, such as the Lorenz curve. For still other purposes, we may wish to decompose the contributions to outcome inequality of circumstances, effort, and luck.

6.1.1 *EOp Measurement as a Multidimensional Problem*

Nevertheless, it seems fair to say that the level of complexity of the analysis is greater because EOp necessarily has a multidimensional aspect. As such, one may use the conceptual framework developed by Atkinson and Bourguignon (1987) for multidimensional inequality. These authors focus on how to measure income inequality when each income unit belongs to a specific needs group. The information is two-dimensional—income and needs for each household—and the aim of the analysis is to rank income distributions taking into account the information provided by the vector of needs. In EOp analysis, we would rank outcome distributions (income, health, education) that are unidimensional, taking into account the information provided by the vector of circumstances, the vector of efforts and perhaps the vector of residuals. EOp measurement then belongs to the family of problems of multidimensional inequality when *margins* are fixed, where margins comprise the non-outcome information that matters in EOp assessment (circumstances and effort).

A direct application of the sequential Lorenz quasi-ordering to this setting is not appropriate, and it is interesting to see why. Of course, effort can be seen as analytically similar to needs: that is, at the margin, the more effort one makes, the more income one deserves, although this statement has limitations. (We may wish not to reward effort excessively, for reasons discussed in section 3.) Reciprocally, circumstances can be seen as negative needs: the better one's circumstances are, the less one deserves. However, it is the interplay between circumstances and effort that makes the evaluation of the ensuing inequality problematic. We need to know how additional effort should be rewarded across the circumstance dimension; as we discussed, there is no clear answer to this question within the theory and therefore, it is not easy to think of an extension of the sequential Lorenz criterion to inequality of opportunity.¹²

6.1.2 *EOp as a Process*

What also distinguishes EOp empirical analysis from inequality-of-outcome analysis is its two-stage nature: one generally requires an econometric-estimation stage, preceding the inequality-measurement stage. It is not so much the difference in circumstances per se that matters, but the difference in the impact of circumstances. Socioeconomic advantage has to be estimated through parametric and nonparametric estimation techniques, captured by the coefficient of the circumstance variable in a linear model regressing the outcome on a set of circumstances and effort variables. An evaluation of inequality must be concerned with the process that generates

¹²As Muller and Trannoy (2011) show in a general three-dimensional setting, it is possible to extend the sequential Lorenz ordering if the well-being function is “quasi-separable,” that is, $u(x_1, x_2, x_3) = \psi(x_1, x_2) + \varphi(x_1, x_3)$. If x_1 is income, x_2 the circumstance, and x_3 effort, then the sequential Lorenz quasi-ordering can be helpful to rank multidimensional distributions according to EOp.

it. This leads Fleurbaey and Schokkaert (2009) to state, provocatively, that any EOp empirical analysis must be preceded by an estimation phase to discover the best structural model leading to the results. Only in the second step should we be interested in measuring inequality of opportunity as such.

In principle, we agree. This is, however, more easily said than done. Two observations are in order. The two main obstacles to any causal inquiry are reverse causality and endogeneity due to omitted variables. The good news is that, regarding circumstances, reverse causality can often be dismissed, since circumstances are frequently characteristics of states that existed in the past (e.g., one's parents' education). However, endogeneity cannot be discarded in that way because EOp measurement is plagued with informational problems. Omitted variables are widespread; a good example is provided by genetic variables that have been found paramount in income attainment by, for instance, Björklund, Jantti, and Roemer (2012). Omitted variables in empirical EOp analysis cause skepticism with regard to claims of causality we may wish to assert. The situation is even worse when the outcome is earnings, since according to Bourguignon, Ferreira, and Menendez (2007), “. . . an instrumental variable strategy is unlikely to succeed, since it is difficult to conceive of correlates of the circumstance variables that would not themselves have any direct influence on earnings.” Experiments and quasi-experiments enable one to make causal statements, but experiments can usually only study problems that are much more circumscribed than those that interest researchers in this field. We are trying to understand the whole process by which someone reaches an income level, a health status, or an educational attainment. These processes are dynamic and cover part of the lifespan of an individual, and understanding them fully in a causal way seems out of reach at present.

Should we worry about this lack of causal interpretation? Of course, if we want to give advice to policy makers about the true effect of leveling-the-playing-field policies, impact evaluation needs to be causal. However, if one merely wants to measure the degree of inequality of opportunity—that is inequality due to circumstances—a correlation (with variables that occurred in the past) is already something that is relevant. To illustrate, consider the case where there is a positive correlation between the health of children and parents. Many different features can explain such a link. Genes, lifestyles, access to medical care, housing conditions (such as the presence of lead in walls or paints), are just examples that come to mind. It is obvious that the remedy, if any, is specific to each case. Whatever the cause, the correlation provides some empirical evidence of violating equality of opportunity.

The challenge is even greater if we take the preference view for responsibility variables advocated by Dworkin and Fleurbaey. Retrieving the true parameter of preferences is perhaps the most difficult issue in econometrics in terms of identification conditions (see, however, Fleurbaey et al. 2013 for an attempt to estimate the individual's trade-off between health and income and Bargain et al. 2013 for the estimation of cross-country preference heterogeneity in the consumption–leisure trade-off).

6.1.3 *Lack of Relevant Information*

It should be clear from this discussion that we need a much richer database to perform EOp empirical analysis than a pure inequality-of-outcome analysis. We should have variables describing the situation of the family and social background and variables pertaining to effort. It is quite common that some important background variables are missing, and then we have an incomplete description of the circumstances. More importantly, effort variables are generally

missing for the very reason that effort is private information, as is emphasized in economic theory. We must use proxies, which are problematical.

The measurement of effort depends upon our view of responsibility. On the one hand, there is the view that effort takes into account the set of actions a person can *access*, where access is a question not simply of physical constraints, but of psychological ones, which may be determined by one's circumstances. On the other hand, there is the view that a person should be held responsible for his preferences, and hence a person is responsible for taking those actions that flow from his preferences. Roemer's measurement of effort as the rank of a person's effort in the distribution of the outcome for his type represents the access (or control) view: one judges the accessibility of actions to members of a type by what people in that type actually do. (This view is also reflected in Cohen's 1989 phrase "access to advantage," which he advocates equalizing.) Dworkin and Fleurbaey represent the preference view, in which a person is held responsible for his choices, if they flow from preferences with which he identifies. Because almost all empirical studies (except Fleurbaey et al. 2013 and Garcia-Gomez et al. 2015) seem implicitly guided by the control view, the authors should explain in what sense the chosen variables are under the control of the individual. Jusot, Tubeuf, and Trannoy (2013) have argued that lifestyles in health (diet, exercise) are examples of variables under the control of the individual, and inequality of opportunity for achieving health status should be measured with this in mind.

Several points should be made about two variables that appear repeatedly in empirical analysis when trying to measure EOp in income attainment: the number of hours of work and years of education. The number of hours of work is a good effort variable, under the control view, for self-employed

occupations, but is clearly less satisfactory for wage-earners. It is true that hours of work correspond to a quantum of effort: the issue is whether they correspond to the *desired* amount of hours. Part-time jobs may be involuntary; overtime work may depend on the orders of the firm, and obviously unemployment may be just bad luck. To a large extent, using hours of work in a given period as an effort variable is therefore problematic for wage-earners. We can be more confident that the number of hours of work over the life span is under the control of the individual because one can compensate for the impact of bad luck and low hours of work during a given period by working more in luckier periods. Using the full data for the lifespan is, however, quite rare (see Aaberge, Mogstad, and Peragine 2011 or Björklund, Jantti, and Roemer 2012 for examples). For snapshot distributions, the question arises of how to purge hours of work of the influence of bad luck, which, by assumption is not under control of the individual. Detecting chosen from involuntary part-time work is a difficult econometric issue. At best, we would estimate a probability that the person works voluntarily part time, which makes the effort variable a number in the interval $[0, 1]$. Any empirical study that fails to do so will not respect Fleurbaey and Schokkaert's methodological dictum to do the best to estimate the most thorough structural model before any attempt is made to measure inequality of opportunity.

Years of education is also a popular effort variable in empirical studies. It is controversial to consider it as a variable under individual control, because primary and secondary education take place when the person is a child and adolescent, largely prior to the relevant age of consent. A child's laziness in school might be explained by factors not under his control. Only tertiary education and lifelong learning are immune to this criticism. The problem with tertiary

education comes from its path-dependency: one's probability of being accepted to a university depends on one's grades in secondary education, which in turn depend upon achievements in primary school. And, of course, there is the problem of endogenous preference formation, discussed above with reference to the cost parameter in the utility function (Keane and Roemer 2009).

A good starting point is to attempt to account for achievements in early education by circumstances of the family. Socioeconomic circumstances may be available in data sets, but parental pressure to achieve is also an important determinant of educational outcomes, and is usually not measured. We cannot, therefore, usually give a complete account of educational achievement. However, if one views all actions of the child as due to either nature or nurture, both of which are beyond his/her control, by hypothesis, before the age of consent, then one should simply take the child's educational accomplishments at the age of consent as a circumstance with respect to determining outcomes in later life. Family circumstances may still be important in explaining choices after the age of consent: for example, a young adult might not attend college both because his achievements in secondary school were mediocre (which, according to the view just expressed would be a circumstance) and also because his parents put little value on tertiary education (another circumstance). Facing these two circumstances, if a low-achieving eighteen-year-old nevertheless succeeds in going to college, through taking compensatory courses, that would be ascribed to exceptional effort, *ceteris paribus*.

In both the hours-of-work and education examples, then, we will often not have an accurate measure of effort; it will be measured with error and bias. Broadly speaking, authors do not pay sufficient attention to these problems and overlook their practical

implications. Define a *tranche* as the set of individuals who expend the same degree of effort. Since effort measurement does not have the same robustness as circumstance measurement, choosing effort as the conditioning variable as in the tranche approach (see for instance Peragine 2004 and Peragine and Serlenga 2008) seems risky. True, circumstances may be only partially described, but generally they are not noisy. Since tranche and type approaches seem incompatible (see below), conditioning on type seems a better choice than conditioning on tranches for a measurement-error problem.

6.1.4 *Age and Sex*

The issue of availability of information cannot be raised about age and sex. The problem is how to treat these variables.¹³ The discussion should not be organized around the notion of responsibility, since no philosophical approach puts them in the responsibility sphere, but rather in terms of legitimate inequalities. Are the inequalities linked to age or gender legitimate? Sometimes, the answer is clear-cut. An example is provided in the health sphere, where most admit that health policies cannot erase the impact of sex. We should not consider males disadvantaged with respect to females if, due to innate biological factors, their life expectancy is shorter. For earnings achievement, this stance cannot be easily taken, because differences in returns, linked to gender and perhaps age, may be related to discrimination, which would obviously be a violation of EOp.

Under the control view, age and sex are circumstances. Under the preference view, because age and sex are important determinants of preference, they will implicitly enter as factors of effort. Because,

¹³When one takes a lifetime perspective, as in Almås et al. (2011), one does not care about the age factor.

under this view, well-informed preferences should be respected whatever they are, they are put on the responsibility side.¹⁴ Of course, as Fleurbaey and Schokkaert (2009) point out, we are free, once the true impact of age and sex has been identified econometrically, to test whether it matters to put age and sex on one side or on the other (see Garcia-Gomez et al. 2015 for an application). When we are explaining health, it does not come as a surprise to learn that 45 percent of the explained variance in health outcomes is due to these two demographic variables (Jusot, Tubeuf, and Trannoy 2013). This is not the thorniest issue in EOp measurement, but the reader should be aware that the extent of inequality of opportunity may depend on whether or not one includes these variables in the responsibility set. Another solution would be to leave the dual world of the model and admit that there are variables that are neither under the control of the individual, nor for which compensation is due.

As in other domains of econometrics, there is a large issue of what to do with poor data. The mistake to avoid is pretending that a poor data set is rich. Innovative methods exist to deal with missing variables. An important methodological issue that has been raised and partially solved is to deduce what can be said about inequality of opportunity when we know that the observables are far from recovering the process through which the outcome has been attained. We should adapt our empirical strategy to the richness of the informational structure of the database. Basically, we can contrast situations from the richest informational setting to the poorest one. In the first situation, we have a good description of the world, that is, a quite comprehensive

¹⁴Of course, if age determines the outcome both directly and indirectly through preferences, and if we cannot identify the two effects, it is ad hoc to allocate the impact of age to either circumstances or effort.

set of circumstances and some candidates for effort variables. In the second situation, no effort variables are available and individuals can be ranked in broad type categories. We will contrast the methods accordingly.

6.2 *The Estimation Phase*

6.2.1 *The Case of a Rich Data Set*

The first choice is to decide between parametric and nonparametric estimation. Because, by assumption, there are many observable variables, a parametric estimation will fit the data better (see, Pistolesi 2009 for a semi-parametric estimation). Bourguignon, Ferreira, and Menendez (2007) took the lead regarding the econometric strategy in this case. We should estimate a system of simultaneous equations. The first equation will describe the process of attainment of the outcome. In the income context, it can be called a return equation, the coefficient of each determinant giving the marginal return (in a linear model) to each determinant whether it is a circumstance, effort, or demographic variable. The other equations (one for every effort variable) will relate the effort variable to circumstances and other control variables. In the control view, we should understand how variables that are outside the control of the individual influence her effort variables. In these “reaction equations,” circumstances must be introduced, including market conditions (prices, any market disequilibrium such as the local rate of unemployment for job decisions) and demographics. One supposes that the reaction of individuals to their environments (market and background conditions) may vary across individuals. We should let the coefficients vary according to demographics. The difference in the value of these coefficients, if any, would be interpreted in a different way according to the control or the preference view. According to the latter, they are preference shifters, whereas according to the former they are

driven by circumstances, and belong to the circumstance side of the cut.

Let y_i be the outcome of individual i (the original outcome variable or some function of it); C_i the vector of circumstances; $E_i = (e_{i1}, \dots, e_{ik})$ the vector of effort of dimension k ; D_i the vector of demographics; M_i the market conditions prevailing for i ; ε_i , the mean-zero residual of the return equation; and r_{ij} the mean-zero residual of the reaction equation of effort j . The other letters employed are for coefficients of both regressions. In the simplest linear model, the following equations have to be estimated:

$$(8) \quad y_i = \mu_{y1} + \alpha_c C_i + \alpha_d D_i + \alpha_e E_i + \varepsilon_i,$$

$$(9) \quad e_{ij} = \mu_{e_j} + \beta_c C_i + \beta_d D_i + \beta_m M_i, \\ + \gamma_{cd} C_i D_i + \gamma_{md} M_i D_i + r_{ij}$$

for each effort variable $j = 1, \dots, k$.

Equation (9) is written in a compact way: the β coefficients describe the average reaction of adjusting effort to external conditions while the γ coefficients are the preference shifters that allow individuals to adjust in a different way according to their age and sex group. (The μ terms are constants.)

It is plausible that market conditions do not always explain the outcome (for instance, the price of fruit and vegetables may affect the diet, while having no impact on the mortality rate). If this is the case, we may have exclusion restrictions that will be helpful to identify the system.

The omitted variables (perhaps IQ or any measure of innate talent) may affect the residuals of all equations. The structure of residuals may follow some common pattern that can be captured by a correlation between disturbance terms. (See Garcia-Gomez et al. 2015 for an implementation for mortality outcome.) If the correlation is significant,

it may reveal an omitted covariate that matters for the estimation of the full system. However, we cannot tell if the revealed omitted variables are on the circumstances or effort side.

Many authors like Bourguignon, Ferreira, and Menendez (2007) and Trannoy et al. (2010), for example, have argued that the estimation of the full system is not necessary if we are only interested in determining the full impact of circumstances. Estimating the reduced form (10) suffices if we want to measure the impact of observable circumstances:

$$(10) \quad y_i = \mu_{y2} + \delta_c C_i + \delta_d D_i + v_i.$$

This statement, however, requires some qualification. Neglecting the shift parameter, it is true that in a linear model, $\delta_c = \alpha_c + \alpha_e \beta_c$, α_c captures the direct effect of circumstances and $\alpha_e \beta_c$ captures the indirect effect of circumstances through effort, due to the Frisch–Waugh theorem. (The same goes for demographics.) However, the relation is lost for a non-linear model, such as a logit or probit specification, even if Jusot, Tubeuf, and Trannoy (2013) found that the difference between δ_c and $\alpha_c + \alpha_e \beta_c$ is quite small. More importantly, the reduced form (10), which has been repeatedly estimated in empirical studies, does not allow the effect of circumstances on outcomes to be mediated by demographics. The information provided by the preference shifters γ introduced in the reaction equations (9) is lost. It will be split into the reduced coefficient of circumstances, the reduced coefficient of demographics, and perhaps the residual. A solution would be to introduce a cross-effect of circumstances and demographics in the reduced equation but, to some extent, the effect of demographics as shifters of preferences will go beyond the cross-effect in the structural model. The basic message is that, with a reduced form, we cannot isolate

the effect of demographics as circumstances from the effect of demographics as shifters of preferences, and therefore responsibility variables: to do so, we would need to estimate the full structural model. We recall the claim of Fleurbaey and Schokkaert (2009) that failing to estimate a structural model is costly, in terms of the limitations that are thereby imposed in the measurement phase.

We now comment on the impact of omitted variables on the estimation. The coefficients will be biased and cannot be interpreted as causal. An example from health is the presence of lead in a child's home, which could entail health problems for both children and parents. If this variable is missing in the dataset, a correlation between the health status of children and parents will be observed, whereas there is no causal link. It would then be unwise to base policy recommendations on the estimates of the structural model (8) and (9) or the reduced model (10). Other empirical strategies have to be implemented if we want to use the estimates in this way. Regarding the reduced form, it must be clear that the estimate $\hat{\delta}_c$ conveys the impact of any unobserved variable correlated with observable circumstances (where the circumflex above a variable denotes an estimate). If these variables are circumstances, or if we adopt the viewpoint that any correlation to circumstances should be neutralized, this is fine from a correlation viewpoint. We can thus claim that $\hat{\delta}_c C_i$ gives a fair account of the contribution of observable circumstances to the income of individual i . Since not all circumstances are observable, it has been argued by several authors that $\hat{\delta}_c C_i$ gives a *lower* bound estimate of the impact of all circumstances. The argument is acceptable as long as we stick to the ethical stance of neutralizing any correlation with observable circumstances.

Niehues and Peichl (2014) propose computing an *upper* bound of the impact of circumstances, by exploiting the immutable

aspect of the influence of family and social background. Everyone bears the weight of her background, for better or worse, for a lifetime. This permanent effect is captured as a fixed effect in panel data. Obviously, there are other elements that do not vary so much across the active part of lifetime, such as personal traits (physical appearance, character, cognitive and noncognitive skills). Not everyone would consider all these factors to be circumstances. The fixed effect captures all circumstances and perhaps more. The econometric implementation of this approach requires two stages. In the first stage, one estimates a fixed-effect model on the lifecycle to obtain a measure of the time-constant unobserved heterogeneity, namely:

$$(11a) \quad y_{it} = \alpha_e E_{it} + c_i + u_t + \varepsilon_{it},$$

where the effort variables E_{it} are supposed to be time-varying, u_t is a time dummy to capture the market conditions, ε_{it} the idiosyncratic time-varying shock, and c_i is the individual fixed effect that accounts for the impact of all circumstances (and perhaps more). In the estimation, we ignore information about observable circumstances. In the second stage, we return to the cross-section data and regress the annual income on the estimate of the individual effect \hat{c}_i , that is,

$$(11b) \quad y_{it} = \delta \hat{c}_i + v_{it}.$$

The upper bound of the impact of circumstances is then given by $\hat{\delta} \hat{c}_i$. Niehues and Peichl also propose a variant of the methodology to take into account the indirect effect of the circumstances on the effort variables E .

One of the virtues of the structural model is in enabling one to decompose the impact of the circumstances into a direct and an indirect term (through effort). Bourguignon, Ferreira, and Menendez (2007) and Ferreira and Gignoux (2011) acknowledge that

sub-decompositions into direct or indirect effects, or into the effects of individual circumstances, would be strongly affected by the presence of omitted variables. Bourguignon, Ferreira, and Menendez (2013) show that it is not so much the magnitude of inequality of opportunity, but rather its decomposition between direct and indirect effects that will be affected by biased estimates of coefficients of circumstances in both the return and the reaction equations.

We conclude with the interpretation of the residuals of the various equations. We first emphasize that they are not orthogonal to the regressors with omitted variables, which is worrying. That said, the residuals of the reaction equation are close in spirit to the Roemerian effort. They are effort sterilized of the impact of circumstances and external conditions. This leads Jusot, Tubeuf, and Trannoy (2013) to estimate an equation where one substitutes Roemerian effort for effort in equation (8), namely:

$$(12) \quad y_i = \mu_{y_3} + \delta_c C_i + \delta_d D_i + \alpha_e R_i + \tau_i,$$

where R denotes the vector of residuals of equation (9). Due to the Frisch–Waugh theorem, the coefficient of Roemerian effort will be the same as the coefficient of true effort, whereas the coefficients of circumstances and demographics will be augmented by their indirect influence through effort and then equal to the coefficients estimated in the reduced equation (10).¹⁵ This enables these authors to offer a decomposition of the inequality into responsibility, non-responsibility, and demographic parts, in the spirit of Roemer. They contrast the results with the estimates obtained with equation (8), where the impact of circumstances is only direct and thus follows Brian

Barry’s recommendation (individuals should be rewarded for their absolute, not relative, effort).

It should be clear from the previous discussion that the residual of the return equation (8) is a mixed bag of error terms and omitted variables, which may be circumstances, effort, or luck variables. Generally the error term represents a large part of the variance, more than 70 percent in Björklund, Jantti, and Roemer (2012) for the residual of the reduced form (10). It is quite normal that the explained part remains small on cross-sectional estimation: 30 percent is already an achievement. Should we assign the residual to the effort or circumstance side? Views clash here. Roemer and his coauthors over the years put the residual of the reduced equation on the effort side, while Almås et al. (2011) put the residual of the structural-return equation on the circumstance side.¹⁶ Lefranc, Pistoiesi, and Trannoy (2009) and Jusot, Tubeuf, and Trannoy (2013) argue that these solutions are ad hoc. They maintain that we cannot tell what the residual represents. Furthermore, when it represents 50 percent of the variance or more, putting it on one side or the other will determine the relative magnitude of inequality of opportunity. Consequently, they prefer to discard it in any decomposition analysis and move on with the explained part of the outcome, from (8):

$$(13) \quad \hat{y}_i = \hat{\mu}_{y_1} + \hat{\alpha}_c C_i + \hat{\alpha}_d D_i + \hat{\alpha}_e E_i.$$

Parametric methods try to estimate the conditional expectation $\mathbf{E}(y|C, E)$.¹⁷ Non-parametric methods are more ambitious because they try to estimate the conditional distribution $F(y|C, E)$. O’Neill, Sweetman,

¹⁵ In fact, this is not quite correct if market conditions and shift parameters are introduced, as in (9). The statement is valid for a simple form of (9).

¹⁶They also present robustness results where the residual belongs to the responsibility set. Almås (2008) considers both alternatives.

¹⁷ \mathbf{E} denotes the expectation operator.

and Van de gaer (2000) were the first to use a kernel density approach to estimate the distribution of income conditional on parental income. It is not by accident that the authors chose a continuous variable (parental income) to perform a nonparametric analysis. The parametric estimation already offers some flexibility for discrete variables. Pistolesi (2009) borrows a semi-parametric estimation technique from Donald, Green, and Paarsch (2000). In a nutshell, since the hazard rate is defined as,

$$H(y) = \frac{f(y)}{1 - F(y)} = \frac{f(y)}{S(y|C, E)},$$

with $S(\cdot|\cdot)$ the conditional survivor function, one can write:

$$f(y|C, E) = H(y|C, E)S(y|C, E).$$

The trick is then to estimate a hazard-function-based estimator and introduce covariates using a proportional-hazard model. In a second step, the necessary transformations using the above equation are made to obtain an estimate of the associated conditional density function. It is known that the estimation of duration models is more flexible than that of linear models. In substance, Pistolesi (2009) estimates the conditional distributions corresponding to equations (8) and (9) with this estimation technique.

6.2.2 *The Case of a Poor Dataset*

The distinctive feature of a poor dataset is that no effort variable is available, but we may still have a rich set of circumstances and a large sample. We can construct types, but we cannot a priori build tranches. The approach here comes from Roemer (1993, 1996, 1998) with his identification axiom. It is the only assumption that enables us to say something about inequality of opportunity in the poor-information case. It is

nonparametric in essence, since effort is deduced from the distribution of outcomes for a type, $F(y|C)$. Two individuals located at the same quantile of their type-conditional distribution are defined as having exerted the same effort, which will be denoted e_{RO} . Formally, starting from the income generating process given by

$$y = g(C, E),$$

the Roemer identification axiom (RIA) reads:

$$\begin{aligned} F_y(g(C, E)|C) &= F_y(g(C', E')|C') \\ &\Rightarrow e_{RO} = e'_{RO}. \end{aligned}$$

By construction, this effort, which is simply a rank, is distributed uniformly over $[0, 1]$ for all types. This way of identifying effort has been used by O'Neill, Sweetman, and Van de gaer (2000) in a nonparametric setting to depict the opportunity set of an heir defined as the income range that she can reach for all levels of Roemerian efforts belonging to $[0, 1]$. The opportunity sets are contrasted according to the level of advantage given by the decile of parental income.

This manner of identifying effort has also been used by Peragine (2004) and Peragine and Serlenga (2008) to build a tranche approach to EOp where the multivariate distribution is described by a matrix whose typical element is the income for a given type and percentile of the type-conditional income distribution. However, this approach is not immune to the omitted-variable problem that was discussed above. As was correctly pointed out by Ramos and Van de gaer (forthcoming), omitted circumstances induce an incorrect identification of the Roemerian effort unless the unobserved circumstances, after conditioning on observed circumstances, no longer affect income (see their proposition 6). This is a strong condition that will be rarely be satisfied in empirical work.

The identification axiom may be questionable from an analytical point of view (Fleurbaey 1998), because it is not clear how multidimensional effort can be aggregated into one indicator, and luck factors can interact with effort in a complex way. The view that the *distribution* of effort specific to a type is a circumstance makes sense in the control view, but not in the preference view. Let us call the *type-independent effort distribution* axiom the fact that the relevant normative effort distribution should be independent of type. This axiom is weaker than Roemer’s identification axiom. It has inspired fruitful empirical strategies, both in parametric and nonparametric settings. In the former case, Björklund, Jantti, and Roemer (2012) estimated a reduced form as in (10) with v_i a Gaussian white noise. They assimilate the distribution of the residual to the distribution of effort. However, the distribution of the residual can vary across types and this variation is a non-responsibility characteristic. They have corrected for variation in the second moment by adding and subtracting to the regression equation a residual term that has the overall variance. Hence the relevant effort in each type is renormalized to have the same variance.

In a nonparametric setting, Lefranc, Pistolesi, and Trannoy (2009) retain this independence view of effort, which is postulated in the Roemer identification axiom, without assuming that one can identify effort with the quantile of the type-conditional income distribution. Let the distribution of effort conditional on type (supposed to be unidimensional) be given by $G(e|C)$. They assume that the relevant effort is the relative effort denoted e_r given by the quantile within the effort distribution of an individual’s type:

$$(14) \quad e_r = G(e|C).$$

Equipped with this conception of effort, they are able to link what we can check (in

a poor setting) with what we would want to check if all the information about effort were available. What we can check is obviously the equality of the distribution of income conditional on the observables—here, only the vector of circumstances:

$$(15) \text{ (conditional-distribution equality)}$$

$$\text{For any } (C, C'), \quad F(\cdot|C) = F(\cdot|C').$$

We have already stated (see section 5) that we would like luck to be even-handed in a world where all circumstances and effort are observed:

$$(16) \text{ (equal-luck opportunity)}$$

$$\text{for all } (C, C', e)$$

$$F(\cdot|C, e) = F(\cdot|C', e) = K(\cdot|e).$$

This allows the distribution of episodic luck to depend on effort, but not on circumstances. Their main result, mathematically obvious but of practical importance, is that a necessary condition for equal-luck opportunity to be satisfied is conditional-distribution equality, if we use relative effort. Mathematically, if we replace e by e_r in (16), then (16) implies (15). Is this result false if some circumstances are not observed? Proposition 5 in Lefranc, Pistolesi, and Trannoy (2009) proves that it is not false. Checking the conditional-distribution equality on the set of observed circumstances is still necessary for the global equality-of-opportunity condition to be satisfied. These results pave the way for using stochastic-dominance tools (see also Andreoli, Havnes, and Lefranc 2014) to measure the unfairness of the distribution, which we discuss below.

6.3 The Measurement Phase

Once a model has been estimated, the question of how to proceed to use the

estimations obtained in the econometric phase remains open. Various choices have been proposed concerning three issues: the type versus tranche approach, the direct unfairness versus the fairness gap, and the inequality index. We will deal with these three approaches in turn.

6.3.1 *Types versus Tranches*

In a discrete setting, we can construct a matrix whose rows correspond to types and whose columns correspond to effort levels. An element m_{ij} of the matrix is the outcome for type i at effort level j . It is important to emphasize that this way of proceeding is correct if and only if the knowledge of circumstances and effort is sufficient to determine the outcome level. It means that, with respect to the decomposition of the process allowed by the regression, the residual is assigned to either effort or circumstances, unless the outcome is replaced by the predicted outcome. In this setting, two principles of compensation can be stated.

The *tranche-compensation principle* (which corresponds to the usual compensation principle stated in section 3) states that the closer each column is to a constant vector, the better. If for some effort level (column), the inequality of outcome across types is reduced, and everything else remains unchanged, equality of opportunity has improved.

The *type-compensation principle* states that it is always good to transfer resources from an advantaged type to a disadvantaged type, provided that the ranking of types is respected. Suppose that between two types, one is unambiguously better off than the other; that is, the outcomes can be ranked unambiguously according to first-order stochastic dominance. Then a transfer from the dominant type to the dominated type for some effort level, *ceteris paribus*, is EOp enhancing. This principle can be extended further to a second-order stochastic dominance test (Lefranc, Pistoiesi,

and Trannoy 2009). Indeed, if two types have the same average outcome, but the first one has a larger variance, any risk-averse individual would prefer to belong to the second type, and consequently one cannot declare that the two types have the same opportunities in terms of risk prospects. The need to take into account the risk dimension echoes the treatment of heteroskedasticity of the residuals in the parametric case by Björklund, Jantti, and Roemer (2012). This extension leads to a weak criterion of equality of opportunity, which corresponds to a situation of absence of second-order stochastic dominance across types.

These two compensation principles are associated with two approaches to measuring inequality of opportunity that Fleurbaey and Peragine (2013) have dubbed “ex post” and “ex ante.” The ex post approach measures inequality of opportunity by the size of the variation in outcomes, across types, at each effort level. To the extent that, at any given effort level, outcomes differ across types, inequality of opportunity exists. This is the implicit approach in Roemer’s program (1), which focuses upon how well the worst-off type is doing, at each effort level. In contrast, the ex ante approach views inequality of opportunity as reflected in the degree to which average outcomes of different types differ: this approach is clearly represented by Van de gaer’s program (2).

Fleurbaey and Peragine (2013) show, by the means of an example, that the two principles clash. There is no complete ordering of the full domain of (positive) matrices, which respects both principles. If we connect this to the results obtained by Lefranc, Pistoiesi, and Trannoy (2009), it is as if we said that *equal-luck opportunity* conflicts with *conditional-distribution equality*.¹⁸

¹⁸The comparison is not artificial because to some extent, both principles can be viewed as a ranking adaptation of (15) and (16).

They claim that one must choose between the two. Logically this is correct. Empirically, it seems to us, that the conflict is not deep, because the principles are useful in different informational contexts.¹⁹ Either one trusts the information about effort, and the tranche-compensation principle is appropriate, or one lacks information about effort, or believes it is insufficiently reliable because of the omitted-variable problem, and then the type-compensation principle remains available.²⁰

We conclude with an insight borrowed from Ramos and Van de gaer (2016), who remark that if we retain the Roemerian effort, annihilating inequality within the columns of the matrix implies equalizing the prospects for each type, since by construction the distribution of Roemerian effort is the same for every type.

6.3.2 *Direct Unfairness and the Fairness Gap*

There are a variety of ways to measure the departure of a distribution of an outcome from one displaying full equality of opportunity, given the typology. Here, we present a version of what are called “direct unfairness (DU)” and the “fairness gap (FG).” These measures are dual to each other. (See Van de gaer 1993; Fleurbaey and Schokkaert 2009;

¹⁹This standpoint is reminiscent of the informational basis of social choice (D’Aspremont and Gevers 1977) that connects the choice of the social welfare function to the informational setting of the social decision maker (for instance, utility levels for maximin, utility differences for utilitarianism).

²⁰The terminology “ex ante” and “ex post” for describing these two approaches to conceptualizing inequality of opportunity is unfortunate, because the data of the problem, $\{\mathbf{T}, G^t, f^t, u, \Phi\}$ make no distinctions with respect to *time*. We would prefer to say that one may focus either upon the injustice of “unequal rewards to equal efforts” (ex post approach) or the injustice of “unequal rewards to unequal circumstances” (ex ante). The distinction is also reminiscent of the difference between the “compensating outcomes” approach (ex post), and the “equalizing opportunity sets” approach (ex ante) introduced by Ooghe, Schokkaert, and Van de gaer (2007).

Pistolesi 2009; and Checchi and Peragine 2010).

For the sake of specificity, suppose there is an income distribution F with mean μ for a population with two types; the type-distributions of income are F^1 and F^2 with means μ^1 and μ^2 . Denote the inverses of these functions—their quantile functions—by v^1 and v^2 , as in section 3. The frequencies of the two types in the population are f^1 and $f^2 = 1 - f^1$. Of course, we have $F = f^1 F^1 + f^2 F^2$. Define the counterfactual distribution Φ as one in which all members of each type receive the mean income of their type. The graph of Φ is a step function with two steps. The mean of Φ is equal to the mean of F . If Φ were the true income distribution, it would be the case that all inequality was due to circumstances, since by construction there is no variation of effort within either type. Therefore, the inequality present in Φ can be viewed as that part of the inequality in F that is entirely due to circumstances. Now let I be any measure of inequality in distributions. We can say that $I(\Phi)$ is the extent to which F departs from full equality of opportunity. $I(\Phi)$ is called “direct unfairness.”

Next we take the dual approach. Let’s suppose there are 100 degrees of effort, $\pi = 1, 2, \dots, 100$. At each degree of effort π , there is a two-point distribution of income: fraction f^1 receive income $v^1(\pi)$ and fraction f^2 receive $v^2(\pi)$. Denote these two-point distribution functions by Q^π . Of course we have $F = \frac{1}{100} \sum_{\pi=1}^{100} Q^\pi$. Now consider the counterfactual distribution—call it Ψ —where at each π , all individuals receive the average value of those at that tranche of effort, that is, $f^1 v^1(\pi) + f^2 v^2(\pi)$. The mean of Ψ equals μ . If Ψ were the true income distribution, we would say that all inequality is due to effort—there is no longer a distinction between the incomes of different types. Therefore $I(\Psi)$ is a measure of the inequality in F due to effort, so we may define

$I(F) - I(\Psi)$ as the inequality due to circumstances, and hence a measure of the departure of the distribution F from full equality of opportunity. This is called the “fairness gap.”

For example, let I be the “mean logarithmic deviation” (MLD). One may compute that:

$$DU = MLD(\Phi) = \log \frac{\mu}{(\mu^1)^{f_1} (\mu^2)^{f_2}}$$

and

$$\begin{aligned} FG &= MLD(F) - MLD(\Phi) \\ &= \frac{1}{100} \sum_{\pi=1}^{100} \log \frac{f^1 v^1(\pi) + f^2 v^2(\pi)}{(v^1(\pi))^{f^1} (v^2(\pi))^{f^2}}. \end{aligned}$$

Notice that if $\mu^1 = \mu^2$ then $DU = 0$ and that $FG = 0$ if $v^1(\cdot) = v^2(\cdot)$. Thus, the DU measure is less demanding than the FG measure, in the sense that the former only requires the means of the type distributions to be equal to declare that equal opportunity is complete, while the latter requires the type-distribution functions to be identical. It follows that DU is a measure of inequality of opportunity associated with Van de gaer’s objective (2) and the FG is associated with Roemer’s objective (1). In like manner, DU is associated with Fleurbaey–Maniquet’s conditional equality (6) and FG with their egalitarian-equivalent approach (7).

Both DU and FG define real-valued mappings on the domain of income distributions (where the typology is specified). It is pretty clear from the above formulas that they will not order distributions in the same manner. We believe both measures are of use, and there is no strong reason to prefer one over the other. Several variations of these measures appear in the literature.

The above definitions of DU and FG above are applicable with poor data sets, in which we have no explicit information on effort variables, and use only the information

in the type-distributions of the outcome. For a rich data set, where we have information on the levels of effort variables, we may use regression analysis to define parametric versions of DU and FG . We refer readers to Roemer and Trannoy (2015) for details.

Classical measures of inequality in distributions (Gini, Lorenz curve) may be viewed as measuring the distance between the actual distribution of an outcome from the equal distribution of that outcome. The fairness gap is a generalization of this approach, where the counterfactual distribution, instead of being the equal one, is taken to be one that is deemed fair according the opportunity-egalitarian view. Another variant, proposed by Fleurbaey and Schokkaert (2009), is to measure the “inequality gap” between a distribution and the counterfactual (e.g., $I(F - \Psi)$) instead of the gap of inequalities ($I(F) - I(\Psi)$). Almås et al. (2011) introduce an “unfairness Gini index” (see Devooght 2008 for the “unfairness” general entropy class) and an “unfairness Lorenz curve.”

6.3.3 The Choice of an Inequality Index

The entire spectrum of inequality indexes has been used by researchers in EOp, perhaps with the exception of Atkinson’s indexes. One can speculate that the absence of the Atkinson indexes is due to EOp’s not being a welfarist theory. Lefranc, Pistolesi, and Trannoy (2008) and Almås et al. (2011) have used the Gini index, and Aaberge, Mogstad, and Peragine (2011) have used the Gini and rank-independent measures. Elements of the entropy family have been used by Bourguignon, Ferreira, and Menendez (2007), who pick the Theil index. Checchi and Peragine (2010), and Roemer (2014). Ferreira and Gignoux (2011) and Lefranc, Pistolesi, and Trannoy (2011) use the MLD. Pistolesi (2009) and Björklund, Jantti, and Roemer (2012) are eclectic and use a range of measures. These examples are when the

outcome is income attainment, and they are relative measures, invariant to scale.

When the outcome is health status (self-assessed health or mortality), it makes sense to use an absolute measure such as the variance, which satisfies translation invariance. (It makes sense to say that inequality of life expectancies does not change when all individuals gain one year of life expectancy.) See Fleurbaey and Schokkaert (2009), Jusot, Tubeuf, and Trannoy (2013), and Bricard et al. (2013).

Returning to the income case, there is no first-best choice. The connection with stochastic dominance, which is the advantage of rank-dependent measures, among them the Gini index, is counterbalanced by the decomposability properties of the entropy family.

The indexes in the entropy family are decomposable in the following way. For the general entropy measure of degree θ , we have:

$$GE^\theta(F) = \sum_{t=1}^T f^t \left(\frac{\mu^t}{\mu} \right)^\theta GE^\theta(F^t) + GE^\theta(\Phi),$$

where the notation is as in section 6.3.2. In particular, GE^0 is the mean log deviation, and we see that for this index, the inequality in F is precisely the sum of the inequality in Φ plus the weighted sum of the inequalities in the type distributions. It is therefore appealing to define $\frac{GE^0(\Phi)}{GE^0(F)}$ as the share of inequality due to circumstances. A number of studies use this “relative measure” on inequality of opportunity (for example, Checchi and Peragine 2010, Ferreira and Gignoux 2011) because, on top of additive decomposability across subpopulations, it satisfies path independence (Foster and Shneyerov 2000). In the present context, this property means that two ways of computing between-type inequality lead to the same evaluation. In addition to decomposing inequality of a distribution in this manner, if we have a rich data set, we can use

regression analysis to decompose inequality into the inequality of its sources (circumstances and kinds of effort). The natural decomposition of the variance given by the covariance of a source (see Shorrocks 1980) has a nice interpretation in the framework of inequality of opportunity (See Ferreira, Gignoux, and Aran 2011, Jusot, Tubeuf, and Trannoy 2013, and Roemer and Trannoy 2015). That said, for any inequality index, we may define a cooperative game whose characteristic function assigns each group (or “coalition”) of sources of inequality a “value,” the amount of inequality that its members generate. The Shapley value of this game is a nice way of assigning roles to sources in generating outcome inequality. The method is explained in Chantreuil and Trannoy (2013) and Shorrocks (2013), and is applied in Björklund, Jantti, and Roemer (2012) to compute the role of various circumstances and effort in generating income inequality in Sweden.

We conclude that in the health realm, variance may be a better choice, while MLD is prominent for income achievement. Of course, these inequality indexes embody a specific degree of inequality aversion that may not reflect the redistributive preferences of the social decision maker.

6.4 Results

The estimates of inequality of opportunity (as the inequality due to circumstances) are a lower bound to the true figure in all cases reviewed below, except for the upper-bound estimates of Niehues and Peichl (2014); the magnitude of the underestimation is greater the poorer the dataset. Consequently, the importance of the empirical results has to be gauged by considering the typology that can be defined with the dataset. We are interested in these questions: What is the extent of equality of opportunity with respect to overall inequality? What is the contribution of effort to inequality? Is the indirect

contribution of circumstances through its impact on the distribution of effort sizable? Does it make much difference to follow Roemer's approach in measuring effort as the residual, or will using absolute measures of effort give similar results? Among circumstances, what are the most significant? Is there a common pattern among inequalities of opportunity with respect to the outcomes of health, education, and income? Is there a difference of magnitude in inequality of opportunity between the developed countries and the developing countries? Does the ranking of countries differ when we look at inequality of opportunities versus inequality of outcomes? Do taxes and benefits or other instruments make a large difference in measuring inequality of opportunity?

Starting from a very coarse definition of types, (three levels for father's education, five levels for income), Lefranc, Pistolesi, and Trannoy (2009) found that Sweden and Norway almost achieve full equality of opportunity for income, while at the other extreme in the group of western countries lie Italy and the United States, with other European countries in between. The qualitative results are similar to those of Roemer et al. (2003). We will take a closer look at the Nordic countries before reporting the results obtained for Germany, Italy and the United States. We will then contrast these results with those obtained for Latin America, Africa, and Turkey.

Three thorough empirical studies have studied EOp for income in Scandinavia: Aaberge, Mogstad, and Peragine (2011) and Almås et al. (2011) for Norway, and Björklund, Jantti, and Roemer (2012) for Sweden. In the last one, the authors define a fine-grained typology (1,152 types), which partitions the sample into types based upon parental-income quartile group (four groups), parental-education group (three groups), family structure/type (two groups), number of siblings (three groups), IQ

quartile groups (four groups), and body mass index (BMI) quartile group at age eighteen (four groups).²¹ The random sample consists of 35 percent of Swedish men born between 1955 and 1967 and the outcome is an average of pre-fisc income over seven years (age group: 32–38). Looking at the graphs of stochastic dominance reveals something that was already present in Lefranc, Pistolesi, and Trannoy (2008): the income CDFs of the different educational or parental-income types are quite close. The differences are more pronounced for IQ types. Parametric results reveal that the three most important contributors to inequality of opportunity are parental income, IQ, and the type heterogeneity of the disturbance (which may be due to effort, luck, or unobserved type heterogeneity, because the parental income and education group are still large). Looking at the Gini coefficient (the results are a bit sensitive to the measure, as usual), putting IQ aside, the other “social” circumstances account for between 15.3 percent and 18.7 percent of the overall Gini. That means that in the counterfactual situation where the only factors of inequality would be these social circumstances, the Gini coefficient would attain a modest value of 0.043 for the oldest cohort. The contribution of IQ represents about 12 percent of the overall Gini. So far, these results are very impressive and confirm that Sweden is close to reaching a situation of equal opportunity. Still, it remains to be seen if introducing parental income in a continuous way and perhaps education of both mother and father separately, thus refining the typology, would alter the results significantly.

²¹ BMI is measured at a young age. It would be far more controversial to put BMI on the circumstance side for older people. Of course, there are genetic roots of obesity among some subjects, but the main determinant is lifestyle (see the discussion in Bricard et al. 2013).

The results for Norway obtained by Aaberge, Mogstad, and Peragine (2011) are built upon a coarser typology (three educational parental levels, to grow up in a large family or not, to be born in a main city or not, and birth cohort). Tranches are defined by relying upon the Roemer identification axiom. The data come from a rich longitudinal set containing records for every Norwegian from 1967 to 2006, enabling one to construct a permanent income measure. The authors measure inequality for permanent income in Norway, using both an *ex ante* and *ex post* approach. In the former, they calculate the Gini coefficient of the distribution of permanent income across types; in the latter, they compute the Gini coefficients of the distributions of permanent income across types *at each effort level*, and then average these. The two approaches give similar results. The Gini coefficient in permanent income is as low as 0.17, and the authors graph Pen's parade (the inverses of the permanent income CDFs) for the three educational groups. These inverse CDFs are quite close. The Gini coefficient corresponding to inequality of opportunity is about 0.05, suggesting that opportunity inequality accounts for about 28 percent of income inequality when the analysis is based on permanent income. Since the typology is coarser than in Björklund, Jantti, and Roemer (2012) for Sweden, the results so far are compatible with a higher inequality of opportunity and likely a higher contribution of inequality of opportunity to overall inequality. Almås et al. (2011) use a different methodology and the results cannot be easily compared. Nevertheless, their results can be interpreted as providing an upper bound for the impact of effort. They compute the fairness gap with the Gini index when circumstances have been removed. If we consider the usual candidates for effort variables such as years of education, hours of work (for those who work), working in the public sector, county of residence, and choice of

university major, then effort's raw contribution to the Gini in Norway in 1986 is about 25.5 percent in the pre-tax income when we do not sterilize effort variables of the impact of circumstances. However, the impact of parental background on effort variables is quite small. It represents one Gini point over a Gini of 0.26. Interestingly, they find an increase of the unfairness gap from 1986 to 2005, while the standard Gini remains more or less constant.

Next, we will review results on the poor achievers of the EOp class among developed countries, the United States and Italy. In passing, we will touch upon the comparison between Germany and the United States performed by Niehues and Peichl (2014). Pistolesi (2009) uses panel data—the Panel Study of Income Dynamics (PSID) from 1968 to 2001—and he considers age, race, education of both parents, the region of birth and the occupation of the father as circumstances. The two responsibility variables are the years of education and the hours of work. Their conditional distributions are estimated nonparametrically against the vector of circumstances. Pistolesi (2009) then predicts two counterfactual distributions for both educational and working-duration distributions. In the first, the effect of unequal circumstances is removed, whereas each individual is assumed to have exerted the same effort in the second. The circumstances have a weaker impact on hours of work than on education, a finding quite common across empirical studies, and which makes sense. A presentation of the results with the Gini to allow comparisons with previous studies shows that the share of inequality due to circumstances in the direct unfairness sense is about 35 percent for a five-year average earnings at the mean point of the distribution. Niehues and Peichl (2014), on the same PSID data with a focus on earnings and gender, age, place and country of birth, occupation, and education of the father as circumstance variables, find a

share of inequality in permanent income due to circumstances quite close to Pistoiesi's result (30 percent). It is indisputably higher than in Sweden, but follows a quite remarkable decreasing trend over the period. If the results were confirmed—the Niehues and Peichl (2014) results point in the other direction, but it is not the main focus of their study—it would mean that the increase in inequality that has occurred in the United States is not due to an increase in inequality of opportunity. Interestingly, Germany exhibits the same degree of inequality of opportunity (around 30 percent) on permanent income as the United States with earnings data coming from the German Socio-Economic Panel (GSOEP). On annual earnings, the absolute value of inequality of opportunity (unfairness gap with the MLD) is surprisingly similar in the United States and Germany. The share of inequality of opportunity is, however, lower in the former country (16 percent instead of 28 percent), because the inequality in snapshot distribution is much higher. It is as if the higher volatility of earnings in the US labor market were not linked to the set of observable circumstances. If this volatility is interpreted as luck, then it will mean that the random factors in the labor markets are not linked to circumstances, a kind of empirical validation of the requirement formulated about luck by Lefranc, Pistoiesi, and Trannoy (2008) (see section 4). Checchi and Peragine (2010) study inequality of opportunity in Italy. There are three circumstances: parents' education (five types), sex, and regions (North, South). What is striking is that with such a coarse typology, they find that inequality of opportunity accounts for about 20 percent of overall income inequality in Italy—that is, higher than the 16 percent in Sweden with a much finer typology.

So far, all the produced estimates were of lower-bound type and the range of the inequality of opportunity as a

percentage of total inequality is about 15 percent–30 percent without any measure of IQ. The Swedish result jumps to almost 30 percent, when IQ is included. Niehues and Peichl (2014) provide an estimation of the upper bounds according to formula (11b) for Germany and the United States which is double the lower bounds, that is, at least 60 percent and even 70 percent in the United States. These figures are close to those put forward by Huggett, Ventura, and Yaron (2011) who calibrate an intertemporal model of human capital accumulation. They find that in the US initial conditions (i.e., differences existing at age twenty-three) are far more important than are shocks received over the rest of the working lifetime. Initial conditions account for 61 percent of the variation in lifetime earnings!

Next we turn to less developed countries. The Latin American study by Ferreira and Gignoux (2011) provides results that can be compared with previous studies. Circumstances are defined as ethnicity, father's and mother's occupations, and birth region for Brazil, Ecuador, Guatemala, Panama, Colombia, and Peru. The number of types is more than one hundred for the first four countries and about fifty for the latter two countries. The contribution of circumstances to inequality is quite high, and it varies quite a lot across the six countries. If we look at income, Guatemala and Brazil have in common a high value of the share explained by observed circumstances, about one-third, followed by Panama (30 percent) and Ecuador (26 percent). The contribution of inequality of opportunity to total inequality is about 28 percent in Peru and only 23 percent in Colombia. However, these two countries have fewer types, which biases the estimates downward with respect to the other countries. The authors also provide estimates of the contribution of non-responsibility characteristics to consumption inequality per capita, which may

be more similar to permanent income. The degree to which inequality of opportunity explains inequality is even higher for some countries, over 50 percent for Guatemala. Ferreira, Gignoux, and Aran (2011) study the case of Turkey, which has roughly the same level of development as Brazil, and find that on a sample of ever-married women aged thirty–forty-nine, inequality of opportunity accounts for at least 26 percent of overall inequality in imputed consumption, which is by and large a lower value than those found for Latin American countries, except for Colombia. For African countries, we refer to the study of Cogneau and Mesple-Soms (2008). The surveys that are selected are the only large-sample nationally representative surveys in Africa that provide information on parental background for adult respondents. They cover two countries under Britain’s former colonial rule, Ghana and Uganda, and three countries under France’s former colonial rule, Ivory Coast, Guinea, and Madagascar. The typology is defined by a small number of occupational, educational and geographical circumstances. For the two most developed countries, Ivory Coast and Ghana, the Gini inequality of opportunity index is about 0.15 (triple what is found in Sweden) and it represents about one-third of overall inequality (0.45). The information is poorer for other countries but, given the results one has on a comparative basis, one can conjecture that the share of inequality of opportunity is even higher there.

All in all, it seems that inequality of opportunity for income is highly correlated with inequality of income. This observation is confirmed by the high correlation (0.67) between these two kinds of inequality, measured by the Gini coefficient for western countries (Lefranc, Pistolesi, and Trannoy 2008). Moreover, this strong correlation seems a general pattern that does not depend on the outcome chosen. Indeed, working on the Retrospective Survey of SHARELIFE,

which focuses on life histories of Europeans aged fifty and over, Bricard et al. (2013) observe a positive correlation of about 0.39 between inequality of opportunity in health and total health inequality. Furthermore, since lifestyles are documented in this dataset, the authors are able to show that inequalities of opportunity for health status in Europe represent on average half of the health inequalities due to both circumstances and effort (lifestyles). There are, however, large variations across countries. The health indicator in this study is SAH (self-assessed health), but using mortality indicators as in Garcia-Gomez et al. (2015), the importance of lifestyles also comes out as a distinctive feature. These authors use a rich dataset for the Netherlands (1998–2007), linking information about mortality, health events, and lifestyles. They estimate a full structural model that reveals strong educational gradients in healthy lifestyles which in turn have the expected effect on mortality.

In recent years the field of inequality of opportunity in health status has received growing attention. Mounting evidence is amassed on both the magnitude and key factors associated with this kind of inequality. The survey chapter by Fleurbaey and Schokkaert (2012) provides an excellent discussion of equality-of-opportunity approaches to health and health care inequity. In particular, the problems in deciding upon the cut between those factors for which individuals should be held responsible, and those for which they should not, is carefully dealt with. This issue is particularly sensitive with respect to health, for some have claimed that holding individuals responsible for behaviors that may lead to poor health will imply not treating such individuals under a national health service.

Rosa Dias (2009) and Trannoy et al. (2010) examine the existence and magnitude of health status inequality, using data from the United Kingdom and France, respectively.

Both papers adopt the stochastic dominance testable conditions proposed by Lefranc, Pistoiesi, and Trannoy (2009) to identify the presence of inequality of opportunity in the data. In both countries, the data are consistent with the existence of inequality of opportunity in self-reported health status between individuals of different parental background (types are defined according to the paternal professional occupation).

The impact of circumstances on lifestyle choices (effort) has been dealt with in various ways in these papers. Rosa Dias (2010), using a UK cohort study, concludes that when unobserved heterogeneity in the set of circumstances is taken into account, the estimates of the recursive relationship among circumstances, effort, and health outcomes changes considerably, thereby corroborating the empirical relevance of the imperfect observability of individual circumstances. Jusot, Tubeuf, and Trannoy (2013), using a French survey, conclude that adopting fundamentally different approaches to the correlation between circumstances and effort makes little difference, in practice, for the measurement of health inequalities. At the aggregate European level, Bricard et al. (2013) find that taking account the correlation between lifestyles and circumstances represents an increase of 16.8 percent of inequalities of opportunity relative to the scenario of ignoring the correlation.

We are at the very beginning of solid empirical analyses of inequality of opportunity. Analysis has been hampered so far by the limitations imposed by data sets and the intricacy of the issue. For each recent paper beginning with Bourguignon, Ferreira, and Menendez (2007), the same ritual sentence appears in the introduction, to the effect that “this set of circumstance and effort variables is richer than those used so far in the existing empirical literature on inequality of opportunity.” If this trend continues, we can be optimistic that, in the coming

years, data sets will improve as the stakes become clearer.

Because the fraction of inequality due to circumstances is perhaps severely underestimated due to poor data sets, Kanbur and Wagstaff (2016) suggest that the empirical literature may be doing more harm than good, in announcing that the fraction of inequality due to circumstances is “only” 30 percent (for example) in a developing country. They argue that policy makers in such a country might be let off the hook with regard to addressing income inequality, if they can point to empirical analysis showing that unacceptable inequality is only a relatively small fraction of total inequality. In response to this charge, Hufe et al. (forthcoming) have argued that important “missing circumstances” in most empirical analyses to date are the cognitive and noncognitive attributes and performance of workers when they were children. They argue that children should not be held responsible for any of their behaviors until an age of consent has been reached, sometime in adolescence, as we discussed in section 6.1.3. Using two panel datasets, one for the United States and one for the United Kingdom, which contain information on many childhood attributes of later workers, they show that, in the United States, at least 43 percent of pre-fisc income inequality is due to circumstances, while in the United Kingdom, the figure is 27 percent.²² These numbers are quite robust to choices of the age of consent between twelve and sixteen years.

Unfortunately, datasets for other countries, which would enable us to perform this computation, do not exist as yet. It is not possible to compute the fraction of income inequality due to a comprehensive list of circumstances

²²It is worth remarking that the UK figure is about the same as the figure for the impact of circumstances on income inequality in Sweden, with the fine-grained typology of Bjorklund, Jantti, and Roemer (2012).

in any developing country. We conjecture, however, that were the data available, the inequality due to circumstances in many developing countries would be at least as high as that computed for the United States, probably well over 50 percent.

We therefore demur from the suggestion of Kanbur and Wagstaff. Focusing upon the distinction between inequality due to circumstances and effort is ethically sound and politically salient. If the available data sets are unsatisfactory, the remedy is to improve the surveys to produce a better picture of the circumstances that affect outcomes in developing countries, not to retreat from the approach.

7. Conclusion

The main contribution of the equality-of-opportunity literature to the vast literature on inequality is to argue that the *source* of inequality matters, from an ethical viewpoint. Most would agree that effects of circumstances on persons' well-being that are beyond their control should be rectified, while at least some differential outcomes due to choice are not compensable at the bar of justice. Thus, measures of inequality *as such* are not terribly useful—unless one is a simple outcome-egalitarian who views all inequality as unjust. To the extent that economists ignore this ethical principle—and popular view—their measurements of inequality will not persuade people to rectify it. Roemer and Trannoy (2015) provide evidence on popular views of distributive justice.

The theory of equal opportunity involves both an equalizing aspect and a dis-equalizing one. Some philosophers focus—we believe excessively—on the dis-equalizing aspect. We mention the work of Scheffler (2003) and Anderson (1999), both of whom criticize what they call “luck egalitarianism” as too focused upon individual choice: to this

they oppose a view of “democratic equality,” which involves treating all persons with equal dignity and respect. Indeed, one would surely be sympathetic to their complaint, if the entirety of the equal-opportunity approach were limited to cases like expensive tastes, or whether society should pay for the hospitalization of the motorcyclist who crashes having chosen not to wear a helmet, or even with the issue of the responsibility for smoking-related disease. These examples focus upon the dis-equalizing aspect of the equal-opportunity view—that in certain cases the effects of poor choices are not compensable in a strict interpretation of the view. However, we believe that the main focus of the EOp view should be upon its mandate for *equalization* of outcomes that are due to differential circumstances: most urgently, at this juncture in history, for eliminating differences in income, health, and educational achievement that are due to the vastly different socioeconomic backgrounds in which children are raised. The bourgeois revolutions, which eliminated feudalism and inequality of opportunity due to arbitrary social status, although not complete (think of caste in India), marked a huge advance in the equalization of opportunities: but they replaced feudal inequality of opportunity with inequality of opportunity due to differential wealth of families. (Of course, ancient forms of inequality of opportunity, due to gender, ethnicity, and race remain as well.) The good news is that the Nordic social democracies have done a great deal in eliminating inequality of opportunity due to income and wealth without paying a cost in terms of economic growth, and countries in general have developed over time, as measured by the elimination of unequal opportunity.

REFERENCES

- Aaberge, Rolf, Magne Mogstad, and Vito Peragine. 2011. “Measuring Long-Term Inequality of Opportunity.” *Journal of Public Economics* 95 (3–4): 193–204.

- Ackerman, Bruce, and Anne Alstott. 1999. *The Stakeholder Society*. New Haven: Yale University Press.
- Alkire, Sabina. 2002. *Valuing Freedoms: Sen's Capability Approach and Poverty Reduction*. Oxford and New York: Oxford University Press.
- Almås, Ingvild. 2008. "Equalizing Income versus Equalizing Opportunity: A Comparison of the United States and Germany." In *Inequality and Opportunity: Papers from the Second ECINEQ Society Meeting*, edited by John Bishop and Buhong Zheng, 129–56. Bingley, UK: Emerald Group Publishing, JAI Press.
- Almås, Ingvild, Alexander W. Cappelen, Jo Thori Lind, Erik Ø. Sørensen, and Bertil Tungodden. 2011. "Measuring Unfair (In)equality." *Journal of Public Economics* 95 (7–8): 488–99.
- Anand, Sudhir, and Amartya Sen. 1993. "Human Development Index: Methodology and Measurement." Human Development Report Occasional Paper 12.
- Anand, Sudhir, and Amartya Sen. 2000. "The Income Component of the Human Development Index." *Journal of Human Development* 1 (1): 83–106.
- Anderson, Elizabeth S. 1999. "What Is the Point of Equality?" *Ethics* 109 (2): 287–337.
- Andreoli, Francesco, Tarjei Havnes, and Arnaud Lefranc. 2014. "Equalization of Opportunity: Definitions, Implementable Conditions and Application to Early-Childhood Policy Evaluation." Institute for the Study of Labor Discussion Paper 8503.
- Armendariz, Beatriz, and Jonathan Morduch. 2010. *The Economics of Microfinance*, Second edition. Cambridge, MA and London: MIT Press
- Arneson, Richard J. 1989. "Equality and Equal Opportunity for Welfare." *Philosophical Studies* 56 (1): 77–93.
- Atkinson, Anthony B. and Francois Bourguignon. 1987. "Income Distribution and Differences in Needs." In *Arrow and the Foundations of the Theory of Economic Policy*, edited by George R. Feiwel, 350–70. London: Macmillan Press.
- Barbera, Salvador, Walter Bossert, and Prasanta K. Pattanaik. 2004. "Ranking Sets of Objects." In *Handbook of Utility Theory: Volume 2: Extensions*, edited by Salvador Barbera, Peter Hammond, and Christian Seidl, 893–977. Dordrecht: Kluwer Academic Publishers.
- Bargain, Olivier, Andre Decoster, Mathias Dolls, Dirk Neumann, Andreas Peichl, and Sebastian Sieglöckh. 2013. "Welfare, Labor Supply and Heterogeneous Preferences: Evidence for Europe and the US." *Social Choice and Welfare* 41 (4): 789–817.
- Barry, Brian. 1991. *Theories of Justice: A Treatise on Social Justice, Volume 1*. Berkeley and Los Angeles: University of California Press.
- Betts, Julian, and John E. Roemer. 2007. "Equalizing Opportunity for Racial and Socioeconomic Groups in the United States through Educational-Finance Reform." In *Schools and the Equal Opportunity Problem*, edited by Ludger Woessmann and Paul E. Peterson, 209–38. Cambridge, MA and London: MIT Press.
- Björklund, Anders, Markus Jäntti, and John E. Roemer. 2012. "Equality of Opportunity and the Distribution of Long-Run Income in Sweden." *Social Choice and Welfare* 39 (2): 675–96.
- Bossert, Walter. 1995. "Redistribution Mechanisms Based on Individual Characteristics." *Mathematical Social Sciences* 29 (1): 1–17.
- Bossert, Walter. 1996. "Opportunity Sets and Individual Well-Being." *Social Choice and Welfare* 14 (1): 97–112.
- Bossert, Walter, and Marc Fleurbaey. 1996. "Redistribution and Compensation." *Social Choice and Welfare* 13 (3): 343–55.
- Bourguignon, François, Francisco H. G. Ferreira, and Marta Menéndez. 2007. "Inequality of Opportunity in Brazil." *Review of Income and Wealth* 53 (4): 585–618.
- Bourguignon, François, Francisco H. G. Ferreira, and Marta Menéndez. 2013. "Inequality of Opportunity in Brazil: A Corrigendum." *Review of Income and Wealth* 59 (3): 551–55.
- Bowles, Samuel. 1973. "Understanding Unequal Economic Opportunity." *American Economic Review* 63 (2): 346–56.
- Bricard, Damien, Florence Jusot, Alain Trannoy, and Sandy Tubeuf. 2013. "Inequality of Opportunities in Health and the Principle of Natural Reward: Evidence from European Countries." In *Health and Inequality*, edited by Pedro Rosa Dias and Owen O'Donnell, 335–70. Bingley, UK: Emerald Group Publishing.
- Brunori, Paolo, Francisco H. G. Ferreira, and Vito Peragine. 2013. "Inequality of Opportunity, Income Inequality and Economic Mobility." World Bank Development Research Group Working Paper 6304.
- Calsamiglia, Caterina. 2009. "Decentralizing Equality of Opportunity." *International Economic Review* 50 (1): 273–90.
- Chantreuil, Frederic, and Alain Trannoy. 2013. "Inequality Decomposition Values: The Trade-Off between Marginality and Efficiency." *Journal of Economic Inequality* 11 (1): 83–98.
- Checchi, Daniele, and Vito Peragine. 2010. "Inequality of Opportunity in Italy." *Journal of Economic Inequality* 8 (4): 429–50.
- Cogneau, Denis, and Sandrine Mesple-Somps. 2008. "Inequality of Opportunity for Income in Five Countries of Africa." In *Inequality and Opportunity: Papers from the Second ECINEQ Society Meeting*, edited by John Bishop and Buhong Zheng, 99–128. Bingley, UK: Emerald Group Publishing.
- Cohen, G. A. 1989. "On the Currency of Egalitarian Justice." *Ethics* 99 (4): 906–44.
- Cohen, G. A. 1993. "Equality of What? On Welfare, Goods, and Capabilities." In *The Quality of Life*, edited by Martha Nussbaum and Amartya Sen, 9–29. Oxford and New York: Oxford University Press.
- Cohen, G. A. 2009. *Why Not Socialism?* Princeton and Oxford: Princeton University Press.
- Conlisk, John. 1974. "Can Equalization of Opportunity Reduce Social Mobility?" *American Economic Review* 64 (1): 80–90.
- D'Aspremont, Claude, and Louis Gevers. 1977. "Equity

- and the Informational Basis of Collective Choice.” *Review of Economic Studies* 44 (2): 199–209.
- Devooght, Kurt. 2008. “To Each the Same and to Each His Own: A Proposal to Measure Responsibility-Sensitive Income Inequality.” *Economica* 75: 280–95.
- Donald, Stephen G., David A. Green, and Harry J. Paarsch. 2000. “Differences in Wage Distributions between Canada and the United States: An Application of a Flexible Estimator of Distribution Functions in the Presence of Covariates.” *Review of Economic Studies* 67 (4): 609–33.
- Dworkin, Ronald. 1981a. “What Is Equality? Part 1: Equality of Welfare.” *Philosophy & Public Affairs* 10 (3): 185–246.
- Dworkin, Ronald. 1981b. “What Is Equality? Part 2: Equality of Resources.” *Philosophy & Public Affairs* 10 (4): 283–345.
- Ferreira, Francisco H. G., and Jérémie Gignoux. 2011. “The Measurement of Inequality of Opportunity: Theory and an Application to Latin America.” *Review of Income and Wealth* 57 (4): 622–57.
- Ferreira, Francisco H. G., Jérémie Gignoux, and Meltem Aran. 2011. “Measuring Inequality of Opportunity with Imperfect Data: The Case of Turkey.” *Journal of Economic Inequality* 9 (4): 651–80.
- Fleurbaey, Marc. 1994. “On Fair Compensation.” *Theory and Decision* 36 (3): 277–307.
- Fleurbaey, Marc. 1995a. “The Requisites of Equal Opportunity.” In *Social Choice, Welfare, and Ethics*, edited by William A. Barnett, Herve Moulin, Maurice Salles, and Norman J. Schofield, 37–54. Cambridge and New York: Cambridge University Press.
- Fleurbaey, Marc. 1995b. “Three Solutions for the Compensation Problem.” *Journal of Economic Theory* 65 (2): 505–21.
- Fleurbaey, Marc. 1998. “Equality among Responsible Individuals.” In *Freedom in Economics: New Perspectives in Normative Analysis*, edited by Jean-Francois Laslier, Marc Fleurbaey, Nicolas Gravel, and Alain Trannoy, 206–34. London and New York: Routledge.
- Fleurbaey, Marc. 2008. *Fairness, Responsibility, and Welfare*. Oxford and New York: Oxford University Press.
- Fleurbaey, Marc. 2009. “Beyond GDP: The Quest for a Measure of Social Welfare.” *Journal of Economic Literature* 47 (4): 1029–75.
- Fleurbaey, Marc. 2012. “Equal Opportunity, Reward and Respect for Preferences: Reply to Roemer.” *Economics and Philosophy* 28 (2): 201–16.
- Fleurbaey, Marc, Stephane Luchini, Christophe Muller, and Erik Schokkaert. 2013. “Equivalent Income and Fair Evaluation of Health Care.” *Health Economics* 22 (6): 711–29.
- Fleurbaey, Marc, and François Maniquet. 2006. “Fair Income Tax.” *Review of Economic Studies* 73 (1): 55–83.
- Fleurbaey, Marc, and François Maniquet. 2011a. *A Theory of Fairness and Social Welfare*. Cambridge and New York: Cambridge University Press.
- Fleurbaey, Marc, and François Maniquet. 2011b. “Compensation and Responsibility.” In *Handbook of Social Choice and Welfare*, Volume 2, edited by Kenneth J. Arrow, Amartya Sen, and Kotaro Suzumura, 507–604. Amsterdam and Boston: Elsevier, North-Holland.
- Fleurbaey, Marc, and Vito Peragine. 2013. “*Ex Ante* versus *Ex Post* Equality of Opportunity.” *Economica* 80 (317): 118–30.
- Fleurbaey, Marc, and Erik Schokkaert. 2009. “Unfair Inequalities in Health and Health Care.” *Journal of Health Economics* 28 (1): 73–90.
- Fleurbaey, Marc, and Erik Schokkaert. 2012. “Equity in Health and Health Care.” In *Handbook of Health Economics*, Volume 2, edited by Mark V. Pauly, Thomas G. McGuire, and Pedro Pita Barros, 1003–92. Amsterdam and Oxford: Elsevier, North-Holland.
- Foley, Duncan. 1966. “Resource Allocation and the Public Sector.” *Yale Economic Essays* 7: 45–98.
- Foster, James E. 2011. “Freedom, Opportunity, and Well-Being.” In *Handbook of Social Choice and Welfare*, Volume 2, edited by Kenneth J. Arrow, Amartya Sen, and Kotaro Suzumura, 687–728. Amsterdam and Boston: Elsevier, North-Holland.
- Foster, James E., and Artyom A. Shneyerov. 2000. “Path Independent Inequality Measures.” *Journal of Economic Theory* 91 (2): 199–222.
- Garcia-Gomez, Pilar, Erik Schokkaert, Tom Van Ourti, and Teresa Bago d’Uva. 2015. “Inequity in the Face of Death.” *Health Economics* 24 (10): 1346–67.
- Gintis, Herbert. 1971. “Education, Technology, and the Characteristics of Worker Productivity.” *American Economic Review* 61 (2): 266–79.
- Goldberger, Arthur S. 1979. “Heritability.” *Economica* 46 (184): 327–47.
- Hufe, Paul, Andreas Peichl, John E. Roemer, and Martin Ungerer. Forthcoming. “Inequality of Income Acquisition: The Role of Childhood Circumstances.” *Social Choice and Welfare*.
- Huggett, Mark, Gustavo Ventura, and Amir Yaron. 2011. “Sources of Lifetime Inequality.” *American Economic Review* 101 (7): 2923–54.
- Hurley, S. L. 2003. *Justice, Luck, and Knowledge*. Cambridge, MA: Harvard University Press.
- Jensen, Arthur R. 1969. “How Much Can We Boost IQ and Scholastic Achievement?” *Harvard Educational Review* 39 (1): 1–123.
- Jusot, Florence, Sandy Tubeuf, and Alain Trannoy. 2013. “Circumstances and Efforts: How Important Is Their Correlation For the Measurement of Inequality of Opportunity in Health?” *Health Economics* 22 (12): 1470–95.
- Kanbur, Ravi, and Adam Wagstaff. 2016. “How Useful Is Inequality of Opportunity as a Policy Construct?” In *Inequality and Growth: Patterns and Policy, Volume 1: Concepts and Analysis*, edited by Kaushik Basu and Joseph E. Stiglitz, 131–148. London: Palgrave MacMillan.
- Keane, Michael P., and John E. Roemer. 2009. “Assessing Policies to Equalize Opportunity Using an Equilibrium Model of Educational and Occupational Choices.” *Journal of Public Economics* 93 (7–8): 879–98.

- Kolm, Serge-Christophe. 1972. *Justice et Equite*. Paris: CNRS.
- Kranich, Laurence. 1996. "Equitable Opportunities: An Axiomatic Approach." *Journal of Economic Theory* 71 (1): 131–47.
- Lefranc, Arnaud, Nicolas Pistoiesi, and Alain Trannoy. 2007. "Inégalité de milieu d'origine et destin salarial en France, 1977–1993." *Revue d'économie politique* 117 (1): 91–117.
- Lefranc, Arnaud, Nicolas Pistoiesi, and Alain Trannoy. 2008. "Inequality of Opportunities vs. Inequality of Outcomes: Are Western Societies All Alike?" *Review of Income and Wealth* 54 (4): 513–46.
- Lefranc, Arnaud, Nicolas Pistoiesi, and Alain Trannoy. 2009. "Equality of Opportunity and Luck: Definitions and Testable Conditions, with an Application to Income in France." *Journal of Public Economics* 93 (11–12): 1189–207.
- Lefranc, Arnaud, Nicolas Pistoiesi, and Alain Trannoy. 2011. "Measuring Circumstances: Fracs or Ranks, Does It Matter?" In *Inequality of Opportunity: Theory and Measurement*, edited by Juan Gabriel Rodriguez, 131–56. Bingley, UK: Emerald Group Publishing.
- Moreno-Ternero, Juan D., and John E. Roemer. 2008. "The Veil of Ignorance Violates Priority." *Economics and Philosophy* 24 (2): 233–57.
- Muller, Christophe, and Alain Trannoy. 2011. "A Dominance Approach to the Appraisal of the Distribution of Well-Being across Countries." *Journal of Public Economics* 95 (3–4): 239–46.
- Niehues, Judith, and Andreas Peichl. 2014. "Upper Bounds of Inequality of Opportunity: Theory and Evidence for Germany and the US." *Social Choice and Welfare* 43 (1): 73–99.
- Nozick, Robert. 1974. *Anarchy, State, and Utopia*. New York: Basic Books.
- Ok, Efe A. 1997. "On Opportunity Inequality Measurement." *Journal of Economic Theory* 77 (2): 300–329.
- Ok, Efe A., and Laurence Kranich. 1998. "The Measurement of Opportunity Inequality: A Cardinality-Based Approach." *Social Choice and Welfare* 15 (2): 263–87.
- O'Neill, Donal, Olive Sweetman, and Dirk Van de gaer. 2000. "Equality of Opportunity and Kernel Density Estimation." In *Advances in Econometrics, Volume 14*, edited by T. B. Fomby and R. C. Hill, 259–74. Stamford: JAI Press.
- Ooghe, Erwin, Erik Schokkaert, and Dirk Van de gaer. 2007. "Equality of Opportunity versus Equality of Opportunity Sets." *Social Choice and Welfare* 28 (2): 209–30.
- Paes de Barros, Ricardo, Francisco H. G. Ferreira, Jose R. Molinas Vega, and Jaime Saavedra Chanduvi. 2009. *Measuring Inequality of Opportunities in Latin America and the Caribbean*. Washington, DC: World Bank Publications; Houndmills, UK and New York: Palgrave Macmillan.
- Pattanaik, Prasanta K., and Yongsheng Xu. 1990. "On Ranking Opportunity Sets in Terms of Freedom of Choice." *Recherches Economiques de Louvain/Louvain Economic Review* 56 (3–4): 383–90.
- Pazner, Elisha A., and David Schmeidler. 1978. "Egalitarian Equivalent Allocations: A New Concept of Economic Equity." *Quarterly Journal of Economics* 92 (4): 671–87.
- Peragine, Vito. 2004. "Ranking Income Distributions According to Equality of Opportunity." *Journal of Economic Inequality* 2 (1): 11–30.
- Peragine, Vito, and Laura Serlenga. 2008. "Higher Education and Equality of Opportunity in Italy." In *Inequality and Opportunity: Papers from the Second ECINEQ Society Meeting*, edited by John Bishop and Buhong Zheng, 67–97. Bingley, UK: Emerald Group Publishing.
- Pistoiesi, Nicolas. 2009. "Inequality of Opportunity in the Land of Opportunities, 1968–2001." *Journal of Economic Inequality* 7: 411–33.
- Rakowski, Eric. 1991. *Equal Justice*. Oxford: Clarendon Press.
- Ramos, Xavier, and Dirk Van de gaer. 2016. "Approaches to Inequality of Opportunity: Principles, Measures, and Evidence." *Journal of Economic Surveys* 30 (5): 855–83.
- Ravitch, Diane. 2013. *Reign of Error: The Hoax of the Privatization Movement and the Danger to America's Public Schools*. New York: Random House, Vintage Books.
- Rawls, John. 1958. "Justice as Fairness." *Philosophical Review* 67 (2): 164–94.
- Rawls, John. 1971. *A Theory of Justice*. Cambridge, MA and London: Harvard University Press.
- Roemer, John E. 1985. "Equality of Talent." *Economics and Philosophy* 1 (2): 151–88.
- Roemer, John E. 1993. "A Pragmatic Theory of Responsibility for the Egalitarian Planner." *Philosophy and Public Affairs* 22 (2): 146–66.
- Roemer, John E. 1996. *Theories of Distributive Justice*. Cambridge, MA and London: Harvard University Press.
- Roemer, John E. 1998. *Equality of Opportunity*. Cambridge, MA and London: Harvard University Press.
- Roemer, John E. 2004. "Equal Opportunity and Intergenerational Mobility: Going beyond Intergenerational Income Transition Matrices." In *Generational Income Mobility in North America and Europe*, edited by Miles Corak, 48–57. Cambridge and New York: Cambridge University Press.
- Roemer, John E. 2012. "On Several Approaches to Equality of Opportunity." *Economics and Philosophy* 28 (Special Issue 2): 165–200.
- Roemer, John E. 2014. "Economic Development as Opportunity Equalization." *World Bank Economic Review* 28 (2): 189–209.
- Roemer, John E. 2015. "Kantian Optimization: A Microfoundation for Cooperation." *Journal of Public Economics* 127: 45–57.
- Roemer, John E., et al. 2003. "To What Extent Do Fiscal Regimes Equalize Opportunities for Income Acquisition among Citizens?" *Journal of Public Economics* 87 (3–4): 539–65.
- Roemer, John E., and Alain Trannoy. 2015. "Equality of

- Opportunity." In *Handbook of Income Distribution: Volume 2A*, edited by Anthony B. Atkinson and Francois Bourguignon, 217–300. Amsterdam and Boston: Elsevier, North-Holland.
- Roemer, John E., and Burak Ünveren. Forthcoming. "Dynamic Equality of Opportunity." *Economica*.
- Rosa Dias, Pedro. 2009. "Inequality of Opportunity in Health: Evidence from a UK Cohort Study." *Health Economics* 18 (9): 1057–74.
- Rosa Dias, Pedro. 2010. "Modelling Opportunity in Health under Partial Observability of Circumstances." *Health Economics* 19 (3): 252–64.
- Scanlon, Thomas M., Jr. 1988. "The Significance of Choice." In *The Tanner Lectures on Human Values*, Volume 8, edited by S. M. McMurrin, 149–215. Salt Lake City: University of Utah Press.
- Scheffler, Samuel. 2003. "What Is Egalitarianism?" *Philosophy and Public Affairs* 31 (1): 5–39.
- Sen, Amartya. 1980. "Equality of What?" In *The Tanner Lectures on Human Values, Volume 1*, edited by S. M. McMurrin. Salt Lake City: University of Utah Press.
- Shorrocks, Anthony F. 1980. "The Class of Additively Decomposable Inequality Measures." *Econometrica* 48 (3): 613–25.
- Shorrocks, Anthony F. 2013. "Decomposition Procedures for Distributional Analysis: A Unified Framework Based on the Shapley Value." *Journal of Economic Inequality* 11 (1): 99–126.
- Trannoy, Alain, Sandy Tubeuf, Florence Jusot, and Marion Devaux. 2010. "Inequality of Opportunities in Health in France: A First Pass." *Health Economics* 19 (8): 921–38.
- Tungodden, Bertil. 2005. "Responsibility and Redistribution: The Case of First Best Taxation." *Social Choice and Welfare* 24 (1): 33–44.
- Van de gaer, Dirk. 1993. "Equality of Opportunity and Investment in Human Capital." PhD Dissertation, Leuven University.
- Van Parijs, Philippe. 1997. *Real Freedom for All: What (If Anything) Can Justify Capitalism?* Oxford and New York: Oxford University Press, Clarendon Press.
- Varian, Hal R. 1975. "Distributive Justice, Welfare Economics, and the Theory of Fairness." *Philosophy and Public Affairs* 4 (3): 223–47.
- Weymark, John A. 2003. "Generalized Gini Indices of Equality of Opportunity." *Journal of Economic Inequality* 1 (1): 5–24.
- World Bank. 2005. *World Development Report 2006: Equity and Development*. Washington, DC: World Bank; Oxford and New York: Oxford University Press.