



HAL
open science

Visual exposure and categorization performance positively influence 3- to 6-year-old children's willingness to taste unfamiliar vegetables

Camille Rioux, Jérémie Lafraire, Delphine Picard

► To cite this version:

Camille Rioux, Jérémie Lafraire, Delphine Picard. Visual exposure and categorization performance positively influence 3- to 6-year-old children's willingness to taste unfamiliar vegetables. *Appetite*, 2018, 120, pp.32 - 42. 10.1016/j.appet.2017.08.016 . hal-01768566

HAL Id: hal-01768566

<https://amu.hal.science/hal-01768566v1>

Submitted on 2 May 2018

HAL is a multi-disciplinary open access archive for the deposit and dissemination of scientific research documents, whether they are published or not. The documents may come from teaching and research institutions in France or abroad, or from public or private research centers.

L'archive ouverte pluridisciplinaire **HAL**, est destinée au dépôt et à la diffusion de documents scientifiques de niveau recherche, publiés ou non, émanant des établissements d'enseignement et de recherche français ou étrangers, des laboratoires publics ou privés.

1 **Visual exposure and categorization performance positively influence 3- to 6-year-old**
2 **children's willingness to taste unfamiliar vegetables**

3 **Camille Rioux^{a,b*}, Jérémie Lafraire^a, & Delphine Picard^b**

4
5 ^a Center for Food and Hospitality Research, Paul Bocuse Institute, Ecully, France

6 ^b Aix Marseille Université, PSYCLE EA3273, 13621 Aix en Provence, France

7
8 **Abstract**

9 The present research focuses on the effectiveness of visual exposure to vegetables in reducing
10 food neophobia and pickiness among young children. We tested the hypotheses that (1)
11 simple visual exposure to vegetables leads to an increase in the consumption of this food
12 category,(2) diverse visual exposure to vegetables (i.e., vegetables varying in color are shown
13 to children) leads to a greater increase in the consumption of this food category than classical
14 exposure paradigms (i.e. the same mode of presentation of a given food across exposure
15 sessions) and (3) visual exposure to vegetables leads to an increase in the consumption of this
16 food category through a mediating effect of an increase in ease of categorization. We
17 recruited 70 children aged 3-6 years who performed a 4-week study consisting of three
18 phases: a 2-week visual exposure phase where place mats with pictures of vegetables were set
19 on tables in school cafeterias, and pre and post intervention phases where willingness to try
20 vegetables as well as cognitive performances were assessed for each child. Results indicated
21 that visual exposure led to an increased consumption of exposed and non-exposed vegetables
22 after the intervention period. Nevertheless, the exposure intervention where vegetables
23 varying in color were shown to children was no more effective. Finally, results showed that an
24 ease of categorization led to a larger impact after the exposure manipulation. The findings
25 suggest that vegetable pictures might help parents to deal with some of the difficulties

26 associated with the introduction of novel vegetables and furthermore that focusing on
27 conceptual development could be an efficient way to tackle food neophobia and pickiness.

28 **Keywords:** children, food neophobia and pickiness, visual exposure, willingness to try
29 vegetables, cognitive performance.

30 **Introduction**

31 Over the past years concern has arisen over the lack of children's dietary diversity,
32 which is necessary for healthy development (Falciglia, Couch, Gribble, Pabst, & Frank,
33 2000). This lack of variety is directly associated with poor intake of fresh products such as
34 fruits and vegetables, far below the recommended intake of five portions a day (Coulthard &
35 Blissett, 2009). Arguably, *food neophobia* (defined as the reluctance to eat new foods; Pliner
36 & Hobden, 1992) and *food pickiness* (defined as the rejection of new foods and certain
37 familiar foods; Taylor, Wernimont, Northstone, & Emett, 2015) are two strong barriers to
38 children's higher consumption of fruits and vegetables (Birch & Fischer, 1998; Dovey,
39 Staples, Gibson, & Halford, 2008; Galloway, Lee, & Birch, 2003; Lafraire, Rioux, Giboreau,
40 & Picard, 2016). Because the impact of these two kind of food rejections extends well beyond
41 childhood, as dietary habits acquired during this period partly determine dietary patterns in
42 adulthood (Nicklaus, Boggio, Chabanet, & Issanchou, 2005), it is essential to design effective
43 interventions that aim to overcome children's food neophobia and pickiness.

44 *The impact of mere exposure on children's food acceptance: a role for visual exposure*

45 According to the "mere exposure" theory, the exposure to one instance of a given
46 stimulus is sufficient to trigger a more positive attitude toward a subsequent instance of that
47 particular stimulus (Zajonc, 1968). A considerable body of research has therefore investigated
48 whether repeated taste exposure to fruits and vegetables might be employed to enhance
49 children's acceptance and reduce rejections (for a review on food exposure see Cook, 2007;
50 Keller, 2014). There is considerable support for the success of such repeated taste exposure in

51 controlled experimental settings (Birch & Marlin, 1982; Birch, Mcphee, Shoba, Pirok, &
52 Steinberg, 1987) as well as in more ecological settings like home or school environments
53 (Mustonen & Tuorila, 2010; Park & Cho, 2015). However these intervention programs often
54 lead to a significant increase for children's fruit intake, but only minor changes for vegetable
55 intake (Appelton et al., 2016; Evans, Christian, Cleghorn, Greenwood, & Cade, 2012).
56 Additionally these strategies may have limited efficacy in reducing neophobia or pickiness
57 since several studies revealed that 10 to 15 taste exposures to a new food item may be needed
58 for its successful acceptance in preschool-aged children (Birch et al., 1987; Wardle, Carnell,
59 & Cooke, 2005). This is a number greater than most parents are willing or able to provide
60 (Carruth, Ziegler, Gordon, & Barr, 2004).

61 Because a neophobic reaction results in foods being rejected on mere sight (Cashdan,
62 1998; Dovey, et al., 2008), it is reasonable to assume that *visual* exposure could actually be
63 more effective to reduce food rejections than *taste* exposure. In addition, it could be more
64 effortless for caregivers to provide visual exposure to food (e.g. through picture books),
65 especially if it occurs outside mealtimes. There is in fact an encouraging body of evidence to
66 support research into the impact of visual exposure on children's food rejections (De Droog,
67 Buijzen, & Valkenburg, 2014; Heath, Houston-Price, & Kennedy, 2011; 2014; Houston-Price,
68 Butler, & Shiba, 2009; Osborne & Forestell, 2012). For example, providing 2- to 6-year-old
69 children with picture books about leeks and carrots, Heath and colleagues (2011) and De
70 Droog and colleagues (2014) showed that toddlers consumed more of the vegetable they had
71 seen in their picture book, compared to a matched control vegetable.

72 *The impact of mere exposure on children's food acceptance: a role for diverse visual*
73 *exposure*

74 In the large majority of studies that investigate the effect of mere food exposure,
75 children were exposed to the same mode of presentation of a given food across exposure
76 sessions (Caton, Ahern, Remy, Nicklaus, Blundell, & Hetherington, 2013; Olsen, Ritz, Kraaij,
77 & Moller, 2012). For instance, in Caton and colleagues' study (2013), infants received the
78 same preparation of artichoke puree for ten days, prepared with commercialized baby food.
79 However, a recent study conducted by Houston-Price, Burton, Hickinson, Inett, Moore,
80 Salmon, and Shiba (2009) revealed that offering children different modes of presentation of a
81 food could lead to greater interest in this food. They exposed toddlers for two weeks, either to
82 picture books containing five *identical* pictures of a given fruit (e.g. apple), or to picture
83 books containing five *different* pictures of the same fruit (e.g. an apple on a tree, an apple cut
84 up on a plate etc.). They found that toddlers' looking interest in the exposed fruit was greater
85 in the latter condition. They hypothesized that toddlers' more positive attitude toward the fruit
86 after the "diverse" exposure intervention was driven by experiences that had allowed them to
87 furnish an elaborate representation in mind of the exposed food.

88 This kind of "diverse" exposure could be greatly beneficial for children with high food
89 neophobia and pickiness. In a recent study Rioux, Lafraire, and Picard (*under revision*)
90 showed that 2- to 6-year-old neophobic and picky children tended to generalize knowledge to
91 novel foods based on color similarity instead of category membership (see Murphy, 2002, pp.
92 371-375 for a summary of the development of induction in childhood). For instance when
93 taught a new fact about a red tomato, they tended to generalize it to a red apple rather than to
94 a green tomato. Food rejections exhibited by certain children may discourage caregivers from
95 presenting fruit and vegetables to their children. This would lead to fewer learning
96 opportunities and to poor representation of fruit and vegetable categories tied to perceptual
97 properties, such as color, explaining poor category-based induction abilities (see Lavin &
98 Hall, 2001 and Macario, 1991, for the importance of color over shape in the food domain). In

99 this instance “diverse” exposure that allows children to furnish an elaborate mental
100 representation of the food, as in Houston-Price and colleagues’ study (2009), should greatly
101 benefit neophobic and picky children. These children, who relied heavily on color similarity
102 for induction in Rioux and colleagues’ experiment, should benefit from exposure intervention
103 and learning opportunities that expose them to diverse colors for given food items. They could
104 learn that color similarity should be disregarded, in favor of labels, when making predictions
105 and consumption choices about food items. It is therefore worth exploring further the
106 potential for visual exposure, with various presentations of the same food across exposure
107 sessions.

108 *The mechanisms behind mere exposure*

109 Surprisingly, while a large body of research has investigated the potential effect of
110 exposure, the accepted mechanistic explanation remains elusive. One of the mechanisms by
111 which exposure is assumed to engender a positive attitude toward a stimulus is thought to be
112 “learned safety” (Kalat & Rozin, 1973; Zajonc, 2001). Exposure removes our natural fear of
113 new stimuli through a process of conditioning. Indeed repeated ingestion of an unfamiliar
114 food without negative consequences will lead to increased acceptance of this food (Cook,
115 2007). Nevertheless, the recent evidence that mere visual exposure could also enhance the
116 acceptance of unfamiliar food items (De Droog et al., 2014; Osborne & Forestell, 2012) casts
117 doubt on whether the “learned safety” hypothesis entirely explains the positive effect of
118 exposure. Additionally, since rejections usually occur at the mere sight of the food (Dovey et
119 al., 2008), there are valid grounds for assuming that food appearances might play a more
120 central role than the absence of post-ingestion consequences, in a child’s decision to consume
121 a novel food item (Heath, et al., 2011).

122 An alternative explanation, which embodies a cognitive approach to the mere exposure
123 effect, was offered by Bornstein and D’Agostino (1994). By increasing the amount of

124 experience an individual has with any stimulus, repeated exposure increases the ease and
125 speed with which the stimulus is categorized, leading to a positive attitude toward the
126 stimulus (Bornstein & D'Agostino, 1994; Seamon, Williams, Crowley, Langer, Orne, &
127 Wishengrad, 1995). Categorization is a fundamental cognitive process that allows us to
128 organize objects into groups (Vauclair, 2004). When a food item is first presented to a child it
129 is organized into categories relating to its characteristics (Murphy, 2002; Vauclair, 2004; see
130 also Lafraire, Rioux, Roque, Giboreau, & Picard, 2016). Knowledge gained through this first
131 encounter allows for easier and faster categorization, when subsequently presented with the
132 same or a similar food item (Aldridge, Dovey, & Halford, 2009).

133 According to this cognitive approach, this ease in categorization of a given food item
134 should lead to a reduction of food neophobia and pickiness. A recent study supports this
135 hypothesis. Rioux, Picard, and Lafraire (2016) showed that categorization performance
136 predicted food neophobia and pickiness. The authors asked children to sort pictures of fruits
137 and vegetables into two different boxes according to their categories, and found that children
138 with poor categorization performance were likely to be highly neophobic and picky. Hence,
139 they proposed that food acceptance depends upon categorization (Rioux et al., 2016; see also
140 Brown, 2010; Dovey et al., 2008).

141 Nevertheless it is important to note that within this cognitive approach it remains to be
142 seen if positive effects are restricted to the exposed stimulus (e.g. a carrot) or are
143 generalizable to other instances of the category of the exposed stimulus (e.g. other vegetables
144 like tomato). Evidence for this in the literature is not clear: in one study, it was observed that
145 changes were restricted to the target food (Mennella, Nicklaus, Jagolino, & Yourshaw, 2008)
146 while transfer effects were observed in another studies (Birch, Gunder, Grimm-Thomas, &
147 Laing, 1998; Tuorila, Meiselman, Bell, Cardello, & Johnson, 1994). For instance, Mennella
148 and colleagues (2008) found that repeated exposure to pureed potatoes did not enhance

149 acceptance of pureed carrots. Conversely, Birch and colleagues (1998) found that repeated
150 exposure to bananas enhanced intake of pears.

151 It was originally proposed by Borstein and D'Agostino (1994) that exposure to a
152 stimulus facilitates categorization only for that given stimulus. It is also plausible that positive
153 effects are due to an enrichment of the content of the category at hand and then facilitate
154 subsequent categorization for other instances of the same category (Lafraire et al., 2016).
155 Indeed, the richer the experienced content of the category, the higher the probability of an
156 acceptable similarity between a non-exposed stimulus and representations in mind (Murphy,
157 2002).

158 *The present study*

159 The goal of the present study was to explore further the potential for visual exposure
160 and to investigate the mechanisms responsible for its impact. We tested the effectiveness of an
161 intervention among children who were exposed to different pictures of vegetables, compared
162 with a control group of children, who were not exposed these pictures. Based on the
163 theoretical framework described above, we had three main hypotheses:

164 (1) Simple visual exposure to vegetables leads to an increase in the consumption of
165 this food category.

166 (2) Diverse visual exposure to vegetables (i.e., vegetables varying in color are shown
167 to children) leads to a greater increase in the consumption of this food category than
168 classical exposure paradigms (i.e. the same mode of presentation of a given food
169 across exposure sessions).

170 (3) Visual exposure to vegetables leads to an increase in the consumption of this food
171 category through a mediating effect of an increase in ease of categorization.

172

173 **Materials and method**

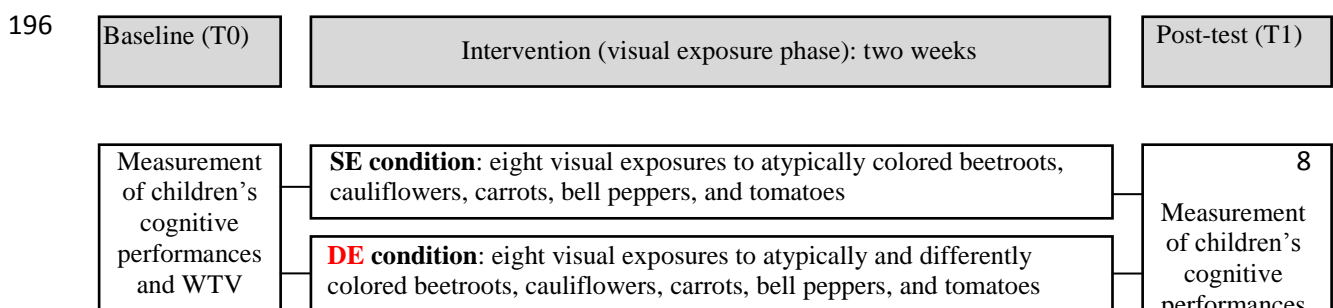
174 **Participants**

175 The participants were 70 children, aged 34 to 68 months (40 girls and 30 boys, mean
176 age = 51.43 months, *SD* = 8.62). They were all-day pupils eating lunch in the cafeteria at three
177 preschools in Lyon (France) and came from middle-class communities (as defined by the city
178 of Lyon, principally based on the number of pupils with scholarships and average parental
179 incomes). Prior to the study, the parents of each child filled out the Child Food Rejection
180 Scale (CFRS; Rioux, Lafraire, & Picard, 2017) to assess his or her food neophobia and
181 pickiness. CFRS scores could range from 11 to 55 with high scores indicating high food
182 neophobia and pickiness. Parents were also asked to indicate their child’s liking for the 6
183 types of vegetables in the study (beetroots, bell peppers, cauliflowers, carrots, tomatoes, and
184 zucchini) on a 7-point Likert scale (from *hate* to *love*, with a high score indicating high
185 liking). Finally, parents were asked to indicate at which frequency each colored vegetable
186 (green tomatoes, red tomatoes, red bell peppers, etc.) was consumed at home using a 5-point
187 Likert scale (from *never* to *more than once a week*, with a high score indicating high
188 frequency of consumption).

189 **Study design**

190 This 4-week study consisted of three phases: a *visual exposure phase* where place mats
191 were set on tables in the cafeteria of the three schools participating in the study, and *pre and*
192 *post intervention phases* where Willingness to Try Vegetables (WTV) as well as cognitive
193 performances were assessed for each child. An overview of the study design is shown Fig 1.
194 The design was approved by a local ethical committee.

195 Figure 1: Overview of the experimental design.



197

198

199

200 *Note.* SE : simple exposure, CE : diverse exposure, C : control. WTV: Willingness to Try Vegetables.

201 ***Visual exposure phase***

202 In this 2-week intervention phase, the three schools participating in the study were
203 randomly assigned to one of the three experimental conditions: *simple exposure* condition
204 ($n_2 = 24$; 13 girls and 11 boys, mean age = 52.21 months, $SD = 9.45$), *diverse exposure*
205 condition ($n_3 = 26$; 17 girls and 9 boys, mean age = 54.08 months, $SD = 8.08$) and *control*
206 condition ($n_1 = 20$; 10 girls and 10 boys, mean age = 46.56 months, $SD = 6.25$). The choice of
207 using separate schools for the different conditions resulted from the need to avoid allowing
208 children from different conditions to exchange information about the intervention. However,
209 the three schools were located in the same neighborhood to avoid any socio-demographic
210 confounding effects.

211 In each of the three schools, place mats were set every day on cafeteria tables, for two
212 consecutive weeks, therefore children were exposed to these mats eight times (as cafeterias
213 are closed on Wednesdays). Each place mat was printed on a laminated card measuring 21 x
214 29.7 cm and contained five color pictures. The five pictures printed on the mats depended on
215 the intervention condition assignment:


216 (1) *Simple exposure condition (SE)*. In this school, the *same* place mat with five
217 unfamiliar vegetables was presented to children eight times. The main difference between the
218 present study and previous studies of exposure's effect on willingness to try unfamiliar
219 vegetables was the source of unfamiliarity. Indeed in our study, the vegetables themselves

220 were commonly served in the school canteen but the unfamiliarity came from the atypical
221 color of the vegetables: green tomato, purple cauliflower, white beetroot, yellow bell pepper,
222 and purple carrot (see Figure 1a).

223 (2) *Diverse exposure condition (DE)*. In this school, place mats presented the same
224 kinds of vegetables as in the previous condition. However, contrary to the *simple exposure*
225 condition where one vegetable was always presented in the same color, in this condition each
226 of the five vegetables was presented in four different atypical and unfamiliar colors (see
227 Figure 1b). Therefore in this condition four different mats were presented to children, for two
228 successive days each.

229 (3) *Control condition (C)*. In this school, the same place mats with pictures of five
230 stones were presented to children (see Figure 1c). The five stones were selected to match for
231 unfamiliarity and color diversity with the vegetables printed on the mat of the *simple exposure*
232 condition.

233 Figure 2. Place mats of simple (a) and diverse (b) exposure conditions and control (c)
234 condition.



241 *Baseline and post-test*

242 Both at baseline (T0) and post-test (T1) phases, children were seen individually for
243 approximately 15 minutes in a quiet room at their school on a Friday afternoon. They sat at a
244 table with an experimenter by their side and performed in a constant order a forced-sorting
245 task and a category-based induction task to assess their cognitive performances and then a
246 Willingness to Try Vegetables task (WTV).

247 *Categorization task*

248 This task aimed to assess children's categorization performance. Following the same
249 protocol as in Rioux and colleagues (2016), children were shown successively two blocks of
250 twelve pictures each of fruit and vegetables printed separately on laminated cards measuring
251 10 x 15 cm. Some vegetables had typical colors (e.g., a purple beetroot), while some had
252 atypical colors (e.g., a yellow beetroot; see Table 2 for the description of the two blocks). For
253 each block, the children were asked to find the vegetable pictures and place them in a box,
254 and then place the other pictures in the other box (the other pictures were the fruit pictures but
255 we did not tell the children they were fruits). The order in which the blocks were provided
256 was counterbalanced across participants. The experimenter then assigned four scores to each
257 participant:

- 258 (i) a hit score (i.e. number of cards placed in the vegetable box when the picture was
259 indeed a vegetable).
- 260 (ii) A false alarm score (i.e., number of cards placed in the vegetable box when the
261 picture was a fruit).
- 262 (iii) A miss score (i.e. number of cards placed in the fruit box when the picture was a
263 vegetable).
- 264 (iv) A correct rejection score (i.e. number of cards placed in the fruit box when the
265 picture was indeed a fruit).

266 Based on these scores we calculated an index of categorization A (ranging from -2.75 to 2.75,
 267 with a high score indicating good categorization performance) derived from signal detection
 268 theory (Macmillan & Creelman, 2005), but adapted to the needs of experiments with low
 269 numbers of stimuli (successfully used in Morin-Audebrand, Mojet, Chabanet, Issanchou,
 270 Møller, Köster, & Sulmont-Rossé, 2011).

271 Categorization index $A = \log \left[\frac{N_H + 0.5}{N_M + 0.5} \right] - \log \left[\frac{N_{FA} + 0.5}{N_{CR} + 0.5} \right]$

272 with N_H , N_M , N_{FA} and N_{CR} respectively corresponding to the numbers of hits, misses, false
 273 alarms and correct rejections). With regard to performance, a categorization index higher than
 274 zero means that participants answered more often “vegetables” for the vegetable pictures than
 275 for the fruit pictures.

276 Table 2. Description of the two blocks of fruit and vegetable pictures.

Block 1		Block 2			
Bell pepper (quarter)	Zucchini (slice)	Pear (cube)	Eggplant (cube)	Tomato (quarter)	Citrus fruit (slice)
Green (T)	Green (T)	Yellow	Dark purple (T)	Red (T)	Green
Red (T)	Dark green (T)	Green	Light purple (T)	Dark red (A)	Yellow
Yellow (A)	Light green (A)	Brown	White(A)	Yellow(A)	Pink
Orange (A)	Yellow (A)	Red	Green(A)	Green(A)	Orange

277 *Note.* (T) = typical color. (A) = atypical color assessed in Rioux et al. (2016). The colors reported here are the
 278 skin colors of each fruit or vegetable. In each block, there was the same number of food items cut in quarters,
 279 slices and cubes.

280 *Category-based induction task*

281 This task aimed to assess children’s use of taxonomic categories to generalize
 282 knowledge. Following the same protocol as in Rioux and collaborators (*under revision*)
 283 children were successively shown eight sets of three color pictures: one vegetable target
 284 picture and two test pictures (each triad set was printed on a laminated card measuring 21 x
 285 29.7 cm, see Table 3 for a description of the eight sets). For each set, children were told an
 286 invented property about the target vegetable picture (such as “contains zuline”, to ensure they
 287 did not use prior knowledge to draw induction; Fisher, Godwin, Matlen & Unger, 2015). Then

288 they were asked to generalize this property to one of the two test pictures: one fruit similar in
 289 color to the target vegetable (*Test picture 1*) or one other vegetable dissimilar in color to the
 290 target vegetable (*Test picture 2*)¹. To heighten the conflict between category membership and
 291 color similarity, the labels of the pictures (which can facilitate category recognition) were not
 292 provided (the experimenter said “Look at *this*. It contains zuline”). The experimenter recorded
 293 participants’ responses to the task, assigning a score of 1 to category-consistent responses
 294 (i.e., if the participant generalized the property to the other vegetable) and a score of 0 to
 295 perceptual-consistent responses (i.e., if the participant generalized the property to the similar-
 296 in-color fruit). The scores were then summed across all the sets to obtain the number of
 297 category-consistent responses for each participant. This number was divided by the total
 298 number of test sets (8) to obtain the child’s category-based induction score (ranging from 0 to
 299 1, with a high score indicating good category-based induction performances).

300 Table 3. Description of the eight sets of fruit and vegetable pictures.

Target food (vegetable)	Test picture 1 (fruit similar in color)	Test picture 2 (vegetable dissimilar in color)
Red tomato (T)	Red apple	(1) Yellow bell pepper (T) (2) Purple bell pepper (A)
Green tomato (A)	Green apple	(3) Yellow bell pepper (T) (4) Purple bell pepper (A)
Green zucchini (T)	Green banana	(5) purple eggplant (T) (6) white eggplant (A)
Yellow zucchini (A)	Yellow banana	(7) purple eggplant (T) (8) white eggplant (A)

301 *Note.* (T) = typically colored vegetable; (A) = atypically colored vegetable.

302 *Willingness to try vegetables task (WTV)*

303 This task aimed to assess children’s willingness to try unfamiliar vegetables.
 304 Following the principle of the seminal food choice task by Pliner and Hobden (1992) eight
 305 pieces of vegetables arranged in four pairs were presented to children. Within each pair the

¹ This protocol used by Rioux and colleagues (*under review*) was based on research on category-based induction (Badger & Shapiro, 2012; Fisher, Godwin, & Matlen, 2015; Gelman & Markman, 1986).

306 same vegetable was presented in two colors: one typical (e.g. orange carrot) and one atypical
307 (e.g. purple carrot). The four pairs of vegetables were as follows: (1) orange and purple carrot,
308 (2) red and green tomato, (3) red and orange bell pepper, and (4) green and yellow zucchini.
309 The typically colored vegetables were *a priori* familiar food items while the atypically
310 colored vegetables were *a priori* unfamiliar vegetables and data collection from the parents
311 supported this assumption: the four atypically colored vegetables were eaten less than once a
312 month on average (all means < 2.3) while the four typically colored vegetables were eaten
313 almost once a week on average (all means > 3). The frequency of consumption of each
314 atypically colored vegetables was significantly lower than its typically colored match (all *ps* >
315 10^{-7}).

316 It is important to note that while at baseline (T0) the four atypically colored vegetables
317 had the same status (i.e. *unfamiliar*), after the intervention (T1) they had different status
318 because:

319 (i) Purple carrot and green tomato were present on the place mats in both *exposure*
320 conditions (see Figure 1a and 1b), and are hereinafter referred to as the *color-*
321 *exposed vegetables*.

322 (ii) Orange bell pepper was not present on the place mats in the two *exposure*
323 conditions, however pictures of differently colored bell peppers (e.g. yellow bell
324 pepper) were printed on the mats in both *exposure* conditions (see Figure 1a and
325 1b). Bell pepper is hereinafter referred to as the *kind-exposed vegetable*.

326 (iii) Yellow zucchinis were not presented on the place mats and neither were
327 differently colored zucchinis (see Figure 1a and 1b). Zucchini is hereinafter
328 referred to as the *non-exposed vegetable*.

329 These different statuses were created to investigate whether exposure effects may generalize
330 to other unexposed stimuli.

331 To comply with the usual presentation of these vegetables in school cafeterias,
332 zucchini and bell peppers were served cooked while carrots and tomatoes were served raw
333 and zucchini and carrots were sliced while tomatoes and bell peppers were cut into wedges.
334 None of the vegetables were peeled.

335 At the beginning of the task a small piece of each vegetable was placed on small white
336 plastic plates (pairs were presented simultaneously in a counterbalanced order). Children were
337 told many foods were available and they could taste them all if they wanted in order to help
338 the experimenter select food items that they liked for the cafeteria menu the following week.
339 Each time the participant looked at or came closer to a pair of vegetables, the experimenter
340 said “These are carrots (for instance), would you like to try them?”. We labeled the different
341 vegetables in this task to prime the corresponding category for children in order to investigate
342 whether they were willing to accept a novel mode of presentation within a known category.
343 As the four vegetables in the study are commonly served at school canteens, and because
344 menus are announced verbally each day to the children by the cafeteria personnel, all children
345 were familiar with their labels. The experimenter simply recorded for each child the number
346 of tasted vegetables (i.e. put in the child’s mouth, swallowed or not).

347 *Statistical analysis*

348 To test our first and second hypotheses (H1, H2), a linear mixed model was used with
349 the number of atypically colored vegetables eaten as the outcome measure, because the
350 intervention phase consisted of exposing children to atypically colored vegetables. The
351 predictive variables of primary interest in this model were time (T0,T1), status of the
352 vegetable (*color-exposed, kind-exposed, non-exposed*), condition (*C,SE,DE*), and CFRS
353 scores. Interaction between time and other primary variables, as well as interaction between
354 CFRS scores and other primary variables were also added in the model as primary variables.

355 Age, frequency of consumption and liking scores were predictive variables of secondary
 356 interest.

357 To test our third hypothesis (H3), a regression analysis was used with the difference
 358 between the number of atypically colored vegetables eaten at T1 and T0 as an outcome
 359 measure. The predictive variables of primary interest in this model were categorization scores,
 360 category-based induction scores, and CFRS scores and their interactions. Age and liking
 361 scores were predictive variables of secondary interest.

362 The significance level was set to 5% ($p < 0.05$). All statistical analyses were
 363 performed with the software R. 3. 2. 4., using the package “nlme”.

364

365 **Results**

366 *Evaluation at baseline*

367 The characteristics at baseline (T0) of the children who fully completed the study are
 368 presented in Table 4. Children in the *control* condition were significantly younger than those
 369 in the other two conditions. Additionally, children in the *diverse exposure* condition ate
 370 atypically colored vegetables significantly less often at home, compared to the two other
 371 conditions.

372 Table 4. Characteristics of the study population at baseline.

	<i>Control condition</i> (n=20)	<i>Simple exposure</i> <i>condition</i> (n=24)	<i>Diverse exposure</i> <i>condition</i> (n=26)
Female/male (n)	10/10	13/11	17/11
Age (mo)	46.56 (± 6.45) ^a	52.21 (± 9.45) ^b	54.08 (± 8.08) ^b
Liking	4.7 (± 0.84)	4.46 (± 1.56)	4.48 (± 1.06)
Frequency of consumption at home	2.11 (± 0.79) ^b	2.19 (± 0.64) ^b	1.55 (± 0.51) ^a
CFRS scores	31.80 (± 7.10)	31.96 (± 8.94)	31.69 (± 8.85)
Categorization performance	0.44 (± 0.62)	0.48 (± 0.81)	0.45 (± 0.62)
Induction performance	0.46 (± 0.35)	0.52 (± 0.30)	0.54 (± 0.31)

373
374 *Note: values are means ± SD. Means with a different common letter differ, $p < 0.05$.*
375
376

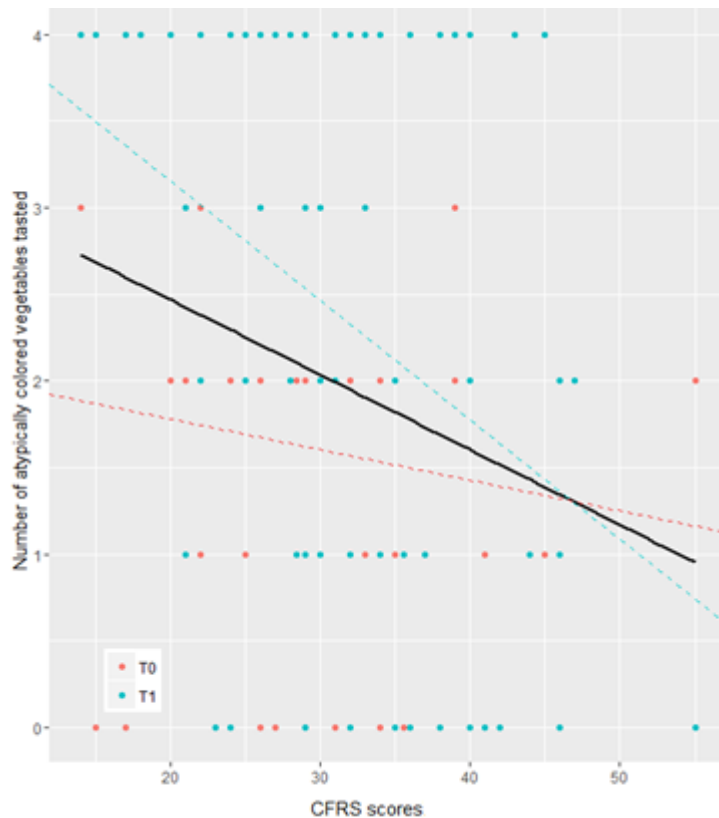
377 ***Does simple and diverse visual exposure to vegetables lead to an increase in the***
378 ***consumption of this food category (H1 and H2)?***

379 A linear mixed model was used with the number of atypically colored vegetables eaten
380 (ranging from 0 to 4) as the dependent variable, time (T0, T1) and status of the vegetable
381 (*color-exposed, kind-exposed, non-exposed*) as within-participants factors, and condition (*C,*
382 *SE, DE*), age, CFRS score (measuring neophobia and pickiness), frequency of consumption,
383 and liking scores as between-participants factors.

384 This analysis revealed a main effect of time, $F = 31.21, p < 0.0001$. Children were
385 more willing to taste atypically colored vegetables at T1 ($M = 2.34, SD = 1.61$) than T0 ($M =$
386 $1.57, SD = 1.38$). No effect of the status of the vegetables was found (i.e. children ate the
387 same amount of *color-exposed, kind-exposed, and non-exposed* vegetables).

388 An effect of the CFRS scores was also found, $F = 7.54, p = 0.0078$. Highly neophobic
389 and picky children ate significantly fewer atypically colored vegetables than their counterparts
390 (Spearman's correlation coefficient: $r = -0.22, p = 0.0067$, see Fig. 3, black continuous line).
391 An interaction between CFRS scores and time was also found, $F = 12.30, p = 0.00060$, see
392 Fig.3 dashed lines). The increase of eaten vegetables between post-test (T1) and baseline (T0)
393 was greater for non-neophobic and non-picky children, than for highly neophobic and picky
394 children (see Fig. 3, dashed lines).

395 *Figure 3. Children's willingness to taste atypically colored vegetables as a function of their*
396 *food neophobia and pickiness scores (CFRS scores).*



397

398 *Note.* The Spearman coefficient correlation indicated a significant and negative correlation between children's
 399 eating patterns and their food neophobia and pickiness levels ($r = -0.22, p = 0.0067$) across time (black line). The
 400 correlation was not significant at T0 ($r = -0.11, ns$, red dashed line) and significant at T1 ($r = -0.33, p = 0.0045$,
 401 blue dashed line).

402

403 In support of the first hypothesis (H1), a main effect of the condition was revealed, $F =$

404 $7.69, p = 0.0010$, and more interestingly so was an interaction between condition and time, $F =$

405 $6.07, p = 0.0027$ (see Fig. 4). A post hoc analysis indicated that at T0 the number of

406 atypically colored vegetables tasted in each condition did not differ significantly ($ps > 0.05$).

407 The post hoc analysis also revealed that in support of our first hypothesis, in the *simple*

408 *exposure condition* the number of atypical vegetables tasted at T1 ($M = 3.09, SD = 1.44$) was

409 significantly greater than at T0 ($M = 1.75, SD = 1.42, p = 0.019$).

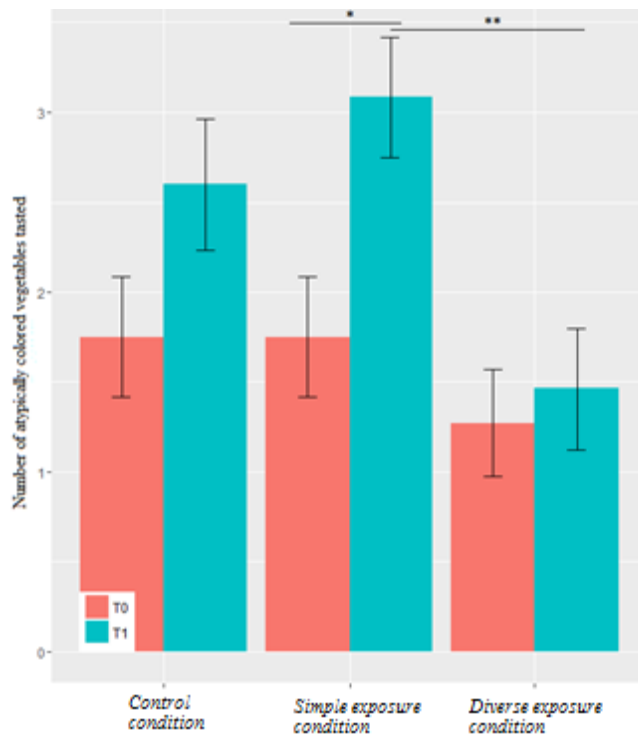
410 However, contrary to the second hypothesis (H2), this post hoc analysis revealed that

411 post-test (T1), the children in the *simple exposure condition* ate significantly more atypical

412 vegetables ($M = 3.09, SD = 1.44$) than children did in the *diverse exposure condition* ($M =$

413 1.46, $SD = 1.53$, $p = 0.0014$). Children in the *diverse exposure condition* did not significantly
414 increase their consumption at T1 from T0.

415 Figure 4. Children's willingness to taste atypically colored vegetables as a function of
416 experimental condition and time.



417

418 *Note.* Significant differences between the age groups are marked * for $p < 0.05$ and ** for $p < 0.001$.

419 Lastly, the analysis also revealed a main effect of the liking for the four vegetables in
420 the tasting task, $F = 4.19$, $p = 0.049$. Children ate more atypically colored vegetables when
421 they liked those vegetables (as attested by a positive and significant Spearman's coefficient, r
422 $= 0.25$, $p = 0.0026$).

423 ***Does visual exposure to vegetables lead to an increase in the consumption of this food***
424 ***category through a mediating effect of the increase in ease of categorization (H3)?***

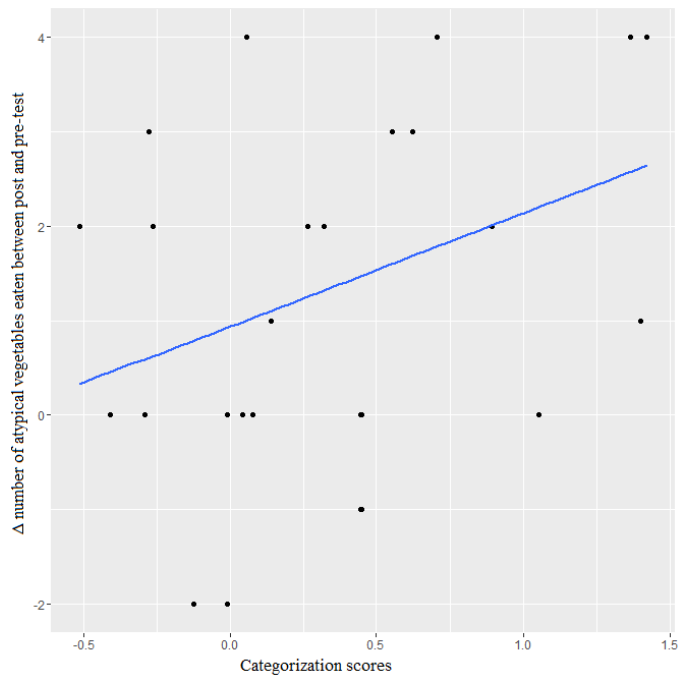
425 Contrary to hypothesis 3, no significant increase in the cognitive performances of
426 children between baseline and post-test were found ($ps > 0.05$ for both categorization

427 performance and category-based induction performance as attested by paired Wilcoxon's
428 signed-rank test). Additionally, within each experimental condition, we did not find any
429 significant increase in the cognitive performances of children between baseline and post-test
430 (all $ps > 0.05$). As categorization and category-based induction performances at baseline were
431 significantly correlated with performances post-test (as attested with Spearman's coefficients
432 both $ps < 0.05$), we averaged the scores across time. Each child was therefore assigned a
433 single *categorization score* ($M = 0.35, SD = 0.49$) and a single *category-based induction*
434 *score* ($M = 0.48, SD = 0.28$).

435 We evaluated the moderator effect of cognitive performances on the increase in
436 willingness to try atypically colored vegetables in the *simple exposure condition*. We ran a
437 linear regression analysis with the difference in number of atypically colored vegetables eaten
438 at T1 and T0 (ranging from -4 to 4) as the dependent variable, and with categorization and
439 category-based induction scores, CFRS scores, age, and liking scores as predictive variables.

440 This model only revealed a significant effect of categorization scores, $F = 4.22, p =$
441 0.054 (see Fig. 5). As presented in Fig. 5, the partial correlation between categorization
442 performance and the difference in number of atypically colored vegetables eaten at T1 and
443 T0, corrected for age, was significant (as attested by Spearman's partial correlation
444 coefficient, $r = 0.42, p = 0.032$). We corrected for age, because there are age differences in
445 categorization performance on this kind of forced-sorting task (Rioux et al., 2016).

446 Figure 5. Children's change in willingness to taste atypically colored vegetables between T1
447 and T0 as a function of categorization score.



448

449 *Note.* The Spearman coefficient correlation indicated a nearly significant and positive correlation between
 450 categorization performance and the difference in number of atypically colored vegetables eaten, between T1 and
 451 T0 ($r = 0.42, p = 0.032$).

452

453 **Discussion**

454 The goal of the present study was to explore further the potential for visual exposure
 455 and to investigate the mechanisms responsible for its impact. We tested the effectiveness of an
 456 intervention among children, who were exposed to different pictures of vegetables, compared
 457 with a control group of children, who were not exposed these pictures.

458 ***Does simple visual exposure to vegetables lead to an increase in the consumption of this***
 459 ***food category (H1)?***

460 In support of our first hypothesis, results indicated that children in the *simple exposure*
 461 condition did increase their consumption of exposed vegetables after the intervention period.
 462 Indeed, in this condition, children consumed significantly more atypically colored vegetables
 463 at post-test than at baseline (see Fig. 4). This finding is in line with the claims of Houston-
 464 Price and colleagues (2009) and Osborne and Forestell (2012): looking at food pictures
 465 increases children willingness to taste these particular foods.

466 Interestingly, we also found that visual exposure effects were not tied to the exposed
467 stimuli themselves. Indeed, we did not find any significant effect of the status of the
468 vegetables. Children in the *simple exposure* condition, significantly increased their
469 consumption of *color-exposed vegetables* (green tomatoes and purple carrots) as well as *kind-*
470 *exposed vegetables* (orange bell peppers) or even *non-exposed vegetables* (yellow zucchinis),
471 between pre and post-test. Therefore, they ate not only more *exposed vegetables* but also more
472 atypically colored (and thus novel) vegetables in general, and visual exposure effects
473 generalized to other, unexposed stimuli. This result is in line with Birch and colleagues'
474 finding (1998) and Tuorila and colleagues' finding (1994), since these authors observed that
475 changes due to exposure were not restricted to the target food. It suggests to us that the
476 changes we observed in children's eating behaviors may be associated with their more mature
477 representations of the exposed category rather than the exposed instance *per se*. For instance,
478 it is possible that because we presented children with novel colors of familiar kinds of
479 vegetables, they understood that the same food may undergo perceptual feature changes
480 between servings.

481 However, in contrast to these promising results, we found an effect of children's
482 CFRS scores. Highly neophobic and picky children ate significantly fewer atypically colored
483 vegetables than their counterparts. Additionally, we found that the increase in eaten
484 vegetables between post-test (T1) and baseline (T0) was greater for non-neophobic and non-
485 picky children, compared to highly neophobic and picky children (see Fig. 3, dashed lines).
486 This is consistent with numerous studies showing significant negative correlation between
487 neophobia assessed through questionnaires and willingness to try novel foods (Laureati,
488 Bergamaschi, & Pagliarini, 2015; Lowen & Pliner, 2000; Pliner, 1994). At first glance, this
489 result reinforces findings indicating that children with high food neophobia and pickiness are
490 less responsive to exposure interventions (Caton, Ahern, & Hetherington, 2011; De Wild,

491 Cees de Graaf, & Jager 2016; Zeinstra, Kooijman, & Kremer, 2016). Nevertheless, within the
492 *simple exposure* condition, the significant increase in atypically colored vegetables eaten was
493 not affected by children's CFRS scores (as attested by the second regression analysis). This
494 suggests that visual exposure interventions are suitable for these children. It is important to
495 note that we observed the same pattern of results for liking. Indeed, while across conditions
496 children ate more atypically colored vegetables as a function of their liking for the vegetables,
497 the success of the intervention in the *simple exposure* condition was irrespective of children's
498 liking (as attested by the second regression analysis). Taken together, these promising
499 findings suggest that, in line with our first hypothesis, children (both with high and low food
500 neophobia and pickiness) might be more easily persuaded to try a new vegetable if they have
501 seen a picture of this vegetable, or another vegetable, first.

502 ***Does diverse visual exposure to vegetables lead to a greater increase in the consumption of***
503 ***this food category (H2)?***

504 Contrary to our second hypothesis, results indicated that children in the *diverse*
505 *exposure* condition did not increase their consumption of atypically colored vegetables after
506 the intervention period. This absence of any significant increase in vegetable consumption
507 was not in line with the recent study conducted by Houston-Price and colleagues (2009)
508 which showed that offering children different presentations of a food could lead to greater
509 interest in that food.

510 We assumed that this condition would be more effective to increase vegetable
511 consumption because neophobic children tend to rely on color similarity to draw induction in
512 the food domain (Rioux et al., *under revision*). They should then benefit from an exposure
513 intervention that exposes them to diverse colors for given food items. They would learn that
514 color similarity should be disregarded, in favor of labels, when making predictions and
515 consumption choices about food items. We have two hypotheses to explain the absence of a

516 significant increase in vegetable consumption. First, in each condition, children saw the place
517 mats for only eight days to avoid boredom effects (Wadhera & Capaldi-Phillips, 2014). Thus
518 children in the *diverse exposure* condition only saw each instance of atypically colored
519 vegetables twice (i.e. they saw green tomatoes for two consecutive days, then they saw yellow
520 tomatoes for two days etc.). Comparatively, children in the *simple exposure* condition saw
521 each vegetable eight times (i.e. they saw the green tomatoes for eight days). There is no
522 consensus on the number of exposures needed to increase the consumption of a food item,
523 especially for visual exposure. For instance, Houston-Price and colleagues (2009b) did not
524 find any enhanced interest for exposed food after 2-5 or 6-8 readings of a food picture book.
525 However, most studies argue in favor of a number greater than two for toddlers (Birch et al.,
526 1987; Sullivan & Birch, 1990). It is possible that eight exposures for each instance of colored
527 vegetables would have led to positive effects on consumption as well in the *diverse exposure*
528 condition.

529 Another plausible explanation is that, by revealing to children that vegetables can have
530 different colors, we did succeed in lowering the predictive value of color for inductive
531 reasoning in the food domain. However, as vegetables were not labeled during the
532 intervention phase, we failed to provide alternative reliable cues, such as labels, to support
533 categorization and category-based induction. Indeed, during the 2-week exposure
534 intervention, the place mats were simply set on the table in the cafeteria. An experimenter was
535 present to ascertain whether children paid attention to the mats by telling them “Look at the
536 different vegetables you have on the mats! Look they have different colors!”, but did not
537 name the five vegetables depicted on the mats. Even if we named the vegetables during the
538 individual WTV task, it is possible that by lowering the predictive power of color during the
539 intervention, we unwittingly increased the children’s state of uncertainty about the atypically
540 colored vegetables. As a possible consequence children picked the vegetables that were

541 familiar to them at post-test, namely the typically colored ones, to be sure of the consequences
542 of ingestion. Tuorila and colleagues (1994) accordingly found that label information reduces
543 uncertainty about the identity of a novel food and initially reduced negative responses to this
544 food. Similarly Morizet, Depezay, Combris, Picard, & Giboreau (2014) found that 8- to 11-
545 year-old children more often chose the familiar presentation of a familiar vegetable when no
546 label information was given. Conversely, the availability of a label led to an increase in
547 consumption of the new presentation of a familiar vegetable (Morizet et al., 2014). The
548 greater correlation between CFRS scores and the number of atypically colored vegetables
549 eaten at *post-test, compared to baseline* (see Fig.3, red dashed line) may support this
550 hypothesis. Neophobic and picky children, who supposedly reject a particular food item
551 because there is not an acceptable similarity between the item and its representation in their
552 mind (Brown, 2010; Dovey et al., 2008; Lafraire et al., 2016; Rioux et al., 2016), were
553 therefore negatively impacted by this increased uncertainty about the predictive power of
554 color. Whether this type of diverse exposure intervention would be effective if the labels were
555 provided during the exposure manipulation remains to be seen.

556 ***Does visual exposure to vegetables lead to an increase in the consumption of this food***
557 ***category through a mediating effect of an increase in ease of categorization (H3)?***

558 Contrary to our third hypothesis, no significant increase in the cognitive performances
559 of children (categorization and inductive performances) between baseline and post-test were
560 found. We have two interpretations for this non-significant result. First, it is very likely that a
561 2-week exposure intervention was too short to significantly increase children's category
562 content and categorization performance. Another explanation could be that our cognitive tasks
563 were not sensitive or powerful enough to detect changes in children's cognitive performances.
564 Therefore we can't draw conclusions about the potential mediating role of an improvement in

565 cognitive performances on the enhanced consumption of vegetables in the *simple exposure*
566 condition.

567 Nevertheless, results revealed a moderator effect of categorization performance on the
568 increased consumption of vegetables. Indeed, in the *simple exposure* condition, in which we
569 found a positive effect of visual exposure, children with better categorization performance
570 increased their consumption between pre and post-test significantly more. For instance, the
571 children with the highest categorization scores ate three more atypically colored vegetables at
572 post-test than at baseline (see Fig. 5). Comparatively, the children with the lowest
573 categorization scores ate roughly the same number at baseline and post-test (see Fig. 5). This
574 result is in line with Rioux and colleagues' study, showing that children with good
575 categorization performance had low food neophobia and pickiness (Rioux et al., 2016). This
576 finding also reinforces the cognitive approach of the mere exposure effect (Bornstein &
577 D'Agostino, 1994; Lafraire et al., 2016): even if we failed to increase the ease with which
578 these vegetables are categorized with our exposure manipulation, we nonetheless showed that
579 an ease of categorization led to a larger impact of the exposure manipulation, that resulted in a
580 greater consumption of the four novel vegetables in the simple exposure condition. We are
581 confident that with other visual types of exposure manipulations (for instance more active
582 exposure or for a longer period) an ease in categorization could be revealed. Indeed in a recent
583 study conducted by Mustonen, Rantanen, and Tuorila (2009), ameliorations of young
584 children's cognitive performances (assessed via odor recognition and naming) were found,
585 after a several-month sensory education program that exposed children to different food
586 odors.

587 Finally, it is interesting to note that, children's categorization performance moderated
588 their increase in vegetable consumption, but their inductive performance did not. The present
589 result added a piece to the puzzle of the cognitive mechanisms underlying food neophobia and

590 pickiness. Food neophobia and pickiness occur mainly at the mere sight of foods. This led
591 some authors to hypothesize that rejections of fruits and vegetables are partly the
592 consequences of an immature categorization system (Brown, 2010; Dovey et al., 2008;
593 Lafraire et al., 2016; Rioux et al., 2016) that does not support the shift toward a focus on
594 category membership for induction (Rioux et al., *under revision*). Two of the hallmarks of a
595 mature categorization system are the ability to (i) recognize and organize into categories the
596 stimuli in our environment and (ii) to make category-based inductions based on the
597 knowledge that different items belong to the same or related categories. The present result
598 suggests that food rejection behaviors seem to arise from an immature categorization system
599 that does not recognize and organize into categories the stimuli in our environment. Focusing
600 on the ease of categorization could be an efficient manner to tackle food neophobia and
601 pickiness and to enhance the positive impact of visual food exposure.

602 *Limits and perspectives*

603 There are a number of shortcomings that could usefully be addressed in future
604 research. First, our study did not include any long term follow-up. Therefore it is not clear
605 whether the improvement in children's consumption was sustained over time. This is a
606 question of importance as a recent review pointed out that few existing interventions are
607 effective enough to increase vegetable consumption in children, especially in the long run
608 (Appelton et al., 2016). Second, the number of exposures was chosen based on the existing
609 literature and for practical reasons, but it may have led to the absence of positive effects in the
610 color exposure condition. Further research is needed to establish how many picture encounters
611 are required to trigger a positive attitude toward an exposed food. Finally, in the present
612 study, children underwent a passive and short exposure experience. An experimenter was
613 present to draw children's attention to the mats, but they were visible for a short period of
614 time, namely just before lunch started and during dessert, because a plate was hiding the

615 pictures for the rest of the lunch. It will be of interest to investigate the effect of a more active
616 exposure manipulation, for instance if the children use the place mats for coloring. Such a
617 strategy is in line with recent findings (De Droog et al., 2014; De Droog, Van Nee, Govers, &
618 Buijzen, 2017). Indeed De Droog and colleagues (2014; 2017) found that picture books were
619 particularly effective to increase the consumption of exposed vegetables when children were
620 actively involved in the reading sessions (answering questions about the story etc.).

621 On the other hand, particular strengths of the intervention include its simplicity and its
622 effectiveness with highly neophobic and picky children, while several other exposure
623 manipulations failed to increase the consumption of novel foods for this population (De Wild
624 et al., 2016; Zeinstra et al., 2016). In addition to the measurable effects, the intervention
625 appealed to school and cafeteria staff members because they were present during the exposure
626 intervention and helped us design this study. It is recognized that some feeding strategies
627 seem counterproductive (e.g. the use of food reward, see Decosta, Moller, Frost, & Olsen,
628 2017) and school and cafeteria staff members who play an important role in children's
629 development could profit from exchange with scientists working on children's food
630 behaviors.

631 ***Conclusion***

632 Our findings added to the rising body of evidences in favor of the positive effect of
633 mere visual exposure. Vegetable pictures might help parents to deal with some of the
634 difficulties associated with the introduction of novel vegetables (or novel preparations of
635 familiar vegetables). Our findings also suggested that focusing on conceptual development
636 could be an efficient manner to tackle food neophobia and pickiness and to enhance the
637 positive impact of visual food exposure, as demonstrated by the moderator effect of
638 categorization performance on vegetable consumption.

639 **Acknowledgments**

640 The authors would like to acknowledge the financial support they received from the
641 Daniel and Nina Carasso Foundation. We are also grateful to the education service of the city
642 of Lyon, the kindergarten staff, the children, and their parents for their helpful collaboration.

643 **References**

- 644 Aldridge, V., Dovey, T. M., & Halford, J. C. G. (2009). The role of familiarity in dietary
645 development. *Developmental Review, 29*(1), 32–44.
646 <https://doi.org/10.1016/j.dr.2008.11.001>
- 647 Appleton, K. M., Hemingway, A., Saulais, L., Dinnella, C., Monteleone, E., Depezay, L., ...
648 Hartwell, H. (2016). Increasing vegetable intakes: rationale and systematic review of
649 published interventions. *European Journal of Nutrition, 55*(3), 869–896.
650 <https://doi.org/10.1007/s00394-015-1130-8>
- 651 Badger, J. R., & Shapiro, L. R. (2012). Evidence of a transition from perceptual to category
652 induction in 3- to 9-year-old children. *Journal of Experimental Child Psychology, 113*(1),
653 131–146. <https://doi.org/10.1016/j.jecp.2012.03.004>
- 654 Birch, L. L., & Fisher, J. O. (1998). Development of eating behaviors among children and
655 adolescents. *Pediatrics, 101*(Supplement 2), 539–549.
- 656 Birch, L. L., Gunder, L., Grimm-Thomas, K., & Laing, D. G. (1998). Infants' consumption of
657 a new food enhances acceptance of similar foods. *Appetite, 30*(3), 283–95.
658 <https://doi.org/10.1006/appe.1997.0146>
- 659 Birch, L. L., & Marlin, D. W. (1982). I don't like it; I never tried it: effects of exposure on
660 two-year-old children's food preferences. *Appetite, 3*(4), 353–360.
- 661 Birch, L. L., Mcphee, L., Shoba, B. C., Pirok, E., & Steinberg, L. (1987). What kind of
662 exposure reduces children's food neophobia? Looking vs. tasting. *Appetite, (1968)*, 171–
663 178.

664 Bornstein, R. F., & D'Agostino, P. R. (1994). Stimulus recognition and the mere exposure
665 effect. *Journal of Personality and Social Psychology*, *63*, 545–552.
666 <https://doi.org/10.1037/0022-3514.63.4.545>

667 Brown, S. (2010). *The rejection of known and previously accepted foods in early childhood*.
668 University of Birmingham [doctoral dissertation].

669 Carruth, B. R., Ziegler, P. J., Gordon, A., & Barr, S. I. (2004). Prevalence of picky eaters
670 among infants and toddlers and their caregivers' decisions about offering a new food.
671 *Journal of the American Dietetic Association*, *104*, 57–64.
672 <https://doi.org/10.1016/j.jada.2003.10.024>

673 Cashdan, E. (1998). Adaptiveness of food learning and food aversions in children. *Social*
674 *Science Information*, *37*(4), 613–632.

675 Caton, S. J., Ahern, S. M., & Hetherington, M. M. (2011). Vegetables by stealth. An
676 exploratory study investigating the introduction of vegetables in the weaning period.
677 *Appetite*, *57*, 816–825. <https://doi.org/10.1016/j.appet.2011.05.319>

678 Caton, S. J., Ahern, S. M., Remy, E., Nicklaus, S., Blundell, P., & Hetherington, M. M.
679 (2013). Repetition counts: repeated exposure increases intake of a novel vegetable in UK
680 pre-school children compared to flavour–flavour and flavour–nutrient learning. *British*
681 *Journal of Nutrition*, *109*(11), 2089–2097. <https://doi.org/10.1017/S0007114512004126>

682 Cooke, L. (2007). The importance of exposure for healthy eating in childhood: a review.
683 *Journal of Human Nutrition and Dietetics: The Official Journal of the British Dietetic*
684 *Association*, *20*(4), 294–301. <https://doi.org/10.1111/j.1365-277X.2007.00804.x>

685 Coulthard, H., & Blissett, J. (2009). Fruit and vegetable consumption in children and their
686 mothers. Moderating effects of child sensory sensitivity. *Appetite*, *52*(2), 410–5.
687 <https://doi.org/10.1016/j.appet.2008.11.015>

688 DeCosta, P., Møller, P., Frøst, M. B., & Olsen, A. (2017). Changing children's eating
689 behaviour - A review of experimental research. *Appetite, 113*, 327–357.
690 <https://doi.org/10.1016/j.appet.2017.03.004>

691 De Droog, S. M., Buijzen, M., & Valkenburg, P. M. (2014). Enhancing children's vegetable
692 consumption using vegetable-promoting picture books. The impact of interactive shared
693 reading and character-product congruence. *Appetite, 73*, 73–80.
694 <https://doi.org/10.1016/j.appet.2013.10.018>

695 De Droog, S. M., Van Nee, R., Govers, M., & Buijzen, M. (2017). Promoting toddlers'
696 vegetable consumption through interactive reading and puppetry. *Appetite, 116*, 75-81.

697 De Wild, V. W. T., de Graaf, C., & Jager, G. (2016). Use of different vegetable products to
698 increase preschool-aged children's preference for and intake of a target vegetable: a
699 randomized controlled trial. *Journal of the Academy of Nutrition and Dietetics*.
700 <https://doi.org/10.1016/j.jand.2016.11.006>

701 Dovey, T. M., Staples, P. A., Gibson, E. L., & Halford, J. C. G. (2008). Food neophobia and
702 “picky/fussy” eating in children: A review. *Appetite, 50*(2-3), 181–193.
703 <https://doi.org/10.1016/j.appet.2007.09.009>

704 Evans, C. E., Christian, M. S., Cleghorn, C. L., Greenwood, D. C., & Cade, J. E. (2012).
705 Systematic review and meta-analysis of school-based interventions to improve daily fruit
706 and vegetable intake in children aged 5 to 12 y. *American Journal of Clinical Nutrition*,
707 *96*(4), 889–901. <https://doi.org/10.3945/ajcn.111.030270>

708 Falciglia, G. A., Couch, S. C., Gribble, L. S., Pabst, S. M., & Frank, R. (2000). Food
709 neophobia in childhood affect dietary variety. *Journal of the American Dietetic*
710 *Association, 100*(2), 1474–1481.

711 Fisher, A. V., Godwin, K. E., & Matlen, B. J. (2015). Development of inductive
712 generalization with familiar categories. *Psychonomic Bulletin & Review*, 22(5), 1149–
713 1173. <https://doi.org/10.3758/s13423-015-0816-5>

714 Fisher, A. V., Godwin, K. E., Matlen, B. J., & Unger, L. (2015). Development of category-
715 based induction and semantic knowledge. *Child Development*, 86(1), 48–62.
716 <https://doi.org/10.1111/cdev.12277>

717 Forestell, C. A., & Mennella, J. A. (2007). Early determinants of fruit and vegetable
718 acceptance. *Pediatrics*, 120, 1247–1254. <https://doi.org/10.1542/peds.2007-0858>

719 Galloway, A. T., Lee, Y., & Birch, L. L. (2003). Predictors and consequences of food
720 neophobia and pickiness in young girls. *Journal of the American Dietetic Association*,
721 103(6), 692–698. <https://doi.org/10.1053/jada.2003.50134>

722 Gelman, S. A., & Markman, E. M. (1986). Categories and induction in young children.
723 *Cognition*, 23(3), 183–209.

724 Heath, P., Houston-Price, C., & Kennedy, O. B. (2011). Increasing food familiarity without
725 the tears. A role for visual exposure? *Appetite*, 57(3), 832–838.
726 <https://doi.org/10.1016/j.appet.2011.05.315>

727 Heath, P., Houston-Price, C., & Kennedy, O. B. (2014). Let’s look at leeks! Picture books
728 increase toddlers’ willingness to look at, taste and consume unfamiliar vegetables.
729 *Frontiers in Psychology*, 5. <https://doi.org/10.3389/fpsyg.2014.00191>

730 Houston-Price, C., Burton, E., Hickinson, R., Inett, J., Moore, E., Salmon, K., & Shiba, P.
731 (2009). Picture book exposure elicits positive visual preferences in toddlers. *Journal of*
732 *Experimental Child Psychology*, 104(1), 89–104.
733 <https://doi.org/10.1016/j.jecp.2009.04.001>

734 Houston-Price, C., Butler, L., & Shiba, P. (2009). Visual exposure impacts on toddlers'
735 willingness to taste fruits and vegetables. *Appetite*, *53*(3), 450–453.
736 <https://doi.org/10.1016/j.appet.2009.08.012>

737 Kalat, J., & Rozin, P. (1973). “Learned safety” as a mechanism in long-delay taste aversion
738 learning in rats. *Journal of Comparative and Physiological Psychology*, *83*, 198–207.

739 Keller, K. L. (2014). The Use of Repeated Exposure and Associative Conditioning to Increase
740 Vegetable Acceptance in Children: Explaining the Variability Across Studies. *Journal of*
741 *the Academy of Nutrition and Dietetics*, *114*(8), 1169–1173.
742 <https://doi.org/10.1016/j.jand.2014.04.016>

743 Lafraire, J., Rioux, C., Roque, J., Giboreau, A., & Picard, D. (2016). Rapid categorization of
744 food and nonfood items by 3- to 4-year-old children. *Food Quality and Preference*, *49*, 87-
745 91.

746 Lafraire, J., Rioux, C., Giboreau, A., & Picard, D. (2016). Food rejections in children:
747 Cognitive and social/environmental factors involved in food neophobia and picky/fussy
748 eating behavior. *Appetite*, *96*, 347–357. <https://doi.org/10.1016/j.appet.2015.09.008>

749 Laureati, M., Bergamaschi, V., & Pagliarini, E. (2015). Assessing childhood food neophobia:
750 Validation of a scale in Italian primary school children. *Food Quality and Preference*, *40*,
751 8–15. <https://doi.org/10.1016/j.foodqual.2014.08.003>

752 Lavin, T. A., & Hall, D. G. (2001). Domain effects in lexical development: Learning words
753 for foods and toys. *Cognitive Development*, *16*(4), 929–950. [https://doi.org/10.1016/s0885-](https://doi.org/10.1016/s0885-2014(02)00070-9)
754 [2014\(02\)00070-9](https://doi.org/10.1016/s0885-2014(02)00070-9)

755 Loewen, R., & Pliner, P. (2000). The Food Situations Questionnaire: a measure of children's
756 willingness to try novel foods in stimulating and non-stimulating situations. *Appetite*,
757 *35*(3), 239–250. <https://doi.org/10.1006/appe.2000.0353>

758 Macario, J. M. (1991). Young children's use of color in classification: foods and canonically
759 colored objects. *Cognitive Development*, 6, 17–46.

760 Macmillan, N. A., & Creelman, C. D. (2010). *Detection theory: a user's guide*. New York,
761 NJ: Psychology Press.

762 Morin-Audebrand, L., Mojet, J., Chabanet, C., Issanchou, S., Møller, P., Köster, E., &
763 Sulmont-Rossé, C. (2012). The role of novelty detection in food memory. *Acta*
764 *Psychologica*, 139(1), 233–238. <https://doi.org/10.1016/j.actpsy.2011.10.003>

765 Morizet, D., Depezay, L., Combris, P., Picard, D., & Giboreau, A. (2012). Effect of labeling
766 on new vegetable dish acceptance in preadolescent children. *Appetite*, 59, 399-402.

767 Murphy, G. L. (2002). *The big book of concepts*. Cambridge, Mass.: MIT Press.

768 Mustonen, S., Rantanen, R., & Tuorila, H. (2009). Effect of sensory education on school
769 children's food perception: A 2-year follow-up study. *Food Quality and Preference*, 20(3),
770 230–240. <https://doi.org/10.1016/j.foodqual.2008.10.003>

771 Mustonen, S., & Tuorila, H. (2010). Sensory education decreases food neophobia score and
772 encourages trying unfamiliar foods in 8–12-year-old children. *Food Quality and*
773 *Preference*, 21(4), 353–360. <https://doi.org/10.1016/j.foodqual.2009.09.001>

774 Nicklaus, S., Boggio, V., Chabanet, C., & Issanchou, S. (2005). A prospective study of food
775 variety seeking in childhood, adolescence and early adult life. *Appetite*, 44(3), 289–297.
776 <https://doi.org/10.1016/j.appet.2005.01.006>

777 Olsen, A., Ritz, C., Kraaij, L. W., & Møller, P. (2012). Children's liking and intake of
778 vegetables: A school-based intervention study. *Food Quality and Preference*, 23(2), 90–98.
779 <https://doi.org/10.1016/j.foodqual.2011.10.004>

780 Osborne, C. L., & Forestell, C. A. (2012). Increasing children's consumption of fruit and
781 vegetables: Does the type of exposure matter? *Physiology & Behavior*, 106(3), 362–368.
782 <https://doi.org/10.1016/j.physbeh.2012.01.006>

783 Park, B. K., & Cho, M. S. (2014). Taste education reduces food neophobia and increases
784 willingness to try novel foods in school children. *Nutrition Research and Practice*, *9*.

785 Pliner, P. (1994). Development of measures of food neophobia in children. *Appetite*, *23*, 147–
786 163.

787 Pliner, P., & Hobden, K. (1992). Development of a scale to measure the trait of food
788 neophobia. *Appetite*, *19*, 105–120.

789 Rioux, C., Lafraire, J., & Picard, D. (*under revision*). Food rejection and the development of
790 food category-based induction in 2-6 years old children.

791 Rioux, C., Lafraire, J., & Picard, D. (2017). The Child Food Rejection Scale: Development
792 and validation of a new scale to assess food neophobia and pickiness among 2- to 7-year-
793 old French children. *Revue Européenne de Psychologie Appliquée/European Review of*
794 *Applied Psychology*, *67*(2), 67–77. <https://doi.org/10.1016/j.erap.2017.01.003>

795 Rioux, C., Picard, D., & Lafraire, J. (2016). Food rejection and the development of food
796 categorization in young children. *Cognitive Development*, *40*, 163–177.
797 <https://doi.org/10.1016/j.cogdev.2016.09.003>

798 Seamon, J. G., Williams, P. C., Crowley, M. J., Kim, I. J., Langer, S. A., Orne, P. J., &
799 Wishengrad, D. L. (1995). The mere exposure effect is based on implicit memory: Effects
800 of stimulus type, encoding conditions, and number of exposures on recognition and affect
801 judgments. *Journal of Experimental Psychology: Learning, Memory, and Cognition*, *21*(3),
802 711.

803 Sullivan, S. A., & Birch, L. L. (1990). Pass the sugar, pass the salt: experience dictates
804 preference. *Developmental Psychology*, *26*, 546–551.

805 Taylor, C. M., Wernimont, S. M., Northstone, K., & Emmett, P. M. (2015). Picky/fussy
806 eating in children: Review of definitions, assessment, prevalence and dietary intakes.
807 *Appetite*, *95*, 349–359. <https://doi.org/10.1016/j.appet.2015.07.026>

808 Tuorila, H., Meiselman, H. L., Bell, R., Cardello, A. V., & Johnson, W. (1994). Role of
809 sensory and cognitive information in the enhancement of certainty and liking for novel and
810 familiar foods. *Appetite*, 23, 231–246.

811 Vauclair, J. (2004). *Développement du jeune enfant. Motricité, perception, cognition*. Paris:
812 Belin.

813 Wadhwa, D., & Capaldi-Phillips, E. D. (2014). A review of visual cues associated with food
814 on food acceptance and consumption. *Eating Behaviors*, 15(1), 132–143.
815 <https://doi.org/10.1016/j.eatbeh.2013.11.003>

816 Wardle, J., Susann, C., & Cooke, L. (2005). Parental control over feeding and children's fruit
817 and vegetable intake: how are they related? *Journal of the American Dietetic Association*,
818 105(2), 227–32. <https://doi.org/10.1016/j.jada.2004.11.006>

819 Zajonc, R. B. (1968). Attitudinal effects of mere exposure. *Journal of Personality and Social*
820 *Psychology Monograph Supplement*, 9(2), 1–27.

821 Zajonc, R. B. (2001). Mere exposure: a gateway to the subliminal. *American Psychological*
822 *Society*, 10(6), 224–228. <https://doi.org/10.1111/1467-8721.00154>

823 Zeinstra, G. G., Kooijman, V., & Kremer, S. (2016). My idol eats carrots, so do I? The
824 delayed effect of a classroom-based intervention on 4–6-year-old children's intake of a
825 familiar vegetable. *Food Quality and Preference*.
826 <https://doi.org/10.1016/j.foodqual.2016.11.007>
827