



HAL
open science

Dual-initiator alkoxyamines with an N-tert-butyl-N-(1-diethylphosphono-2,2-dimethylpropyl) nitroxide moiety for preparation of block co-polymers

G rard Audran, Elena Bagryanskaya, Mariya Edeleva, Sylvain R.A. Marque,
Toshihide Yamasaki

► **To cite this version:**

G rard Audran, Elena Bagryanskaya, Mariya Edeleva, Sylvain R.A. Marque, Toshihide Yamasaki.
Dual-initiator alkoxyamines with an N-tert-butyl-N-(1-diethylphosphono-2,2-dimethylpropyl) nitroxide moiety for preparation of block co-polymers. RSC Advances, 2017, 7 (9), pp.4993-5001. 10.1039/c6ra27231b . hal-01813814

HAL Id: hal-01813814

<https://amu.hal.science/hal-01813814v1>

Submitted on 12 Jun 2018

HAL is a multi-disciplinary open access archive for the deposit and dissemination of scientific research documents, whether they are published or not. The documents may come from teaching and research institutions in France or abroad, or from public or private research centers.

L'archive ouverte pluridisciplinaire **HAL**, est destin e au d p t et   la diffusion de documents scientifiques de niveau recherche, publi s ou non,  manant des  tablissements d'enseignement et de recherche fran ais ou  trangers, des laboratoires publics ou priv s.



Distributed under a Creative Commons Attribution 4.0 International License



Cite this: *RSC Adv.*, 2017, 7, 4993

Dual-initiator alkoxyamines with an *N*-*tert*-butyl-*N*-(1-diethylphosphono-2,2-dimethylpropyl) nitroxide moiety for preparation of block co-polymers†

G rard Audran,^a Elena Bagryanskaya,^{bc} Mariya Edeleva,^{*bc} Sylvain R. A. Marque^{*ab} and Toshihide Yamasaki^a

Dual initiators for controlled radical/ionic polymerization reactions attract much attention in terms of preparation of new materials. We studied the potential of dual-initiator alkoxyamines **3** [based both on *para*-substituted aromatic ring for external triggering or initiation of orthogonal polymerization and on *N*-*tert*-butyl-*N*-(1-diethylphosphono-2,2-dimethylpropyl) nitroxide (SG1)] for nitroxide-mediated polymerization (NMP) with various monomers such as styrene, styrene sulphonate, 2-vinyl pyridine or methylmethacrylate. Alkoxyamines **3** were found to be as efficient in the NMP process as *N*-(2-methylpropyl)-*N*-(1-diethylphosphono-2,2-dimethylpropyl)-*O*-(2-carboxylprop-2-yl)hydroxylamine (**1**). Furthermore, in sharp contrast to **1**, alkoxyamines **3** were easier to functionalize.

Received 23rd November 2016

Accepted 31st December 2016

DOI: 10.1039/c6ra27231b

www.rsc.org/advances

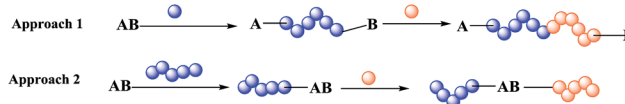
Introduction

Block co-polymers are currently used in many fields, for example, materials science,¹ medicine,² and coating^{3,4} for various purposes, *e.g.* as polymer surfactants,⁵ anti-bacterial agents,⁶ and thermoplastic elastomers.⁷ The use of a dual initiator gives an important advantage during preparation of a block co-polymer carrying either incompatible monomers or a monomer non-polymerisable by the same method.⁸ Indeed, there are two main approaches: co-polymerisation by the same method for both polymers (approach 1 in Scheme 1) and a simple initiator, or polymerisation based on a dual initiator (approach 2 in Scheme 1), which makes several routes possible because it contains two different functional groups providing orthogonal reactivity.

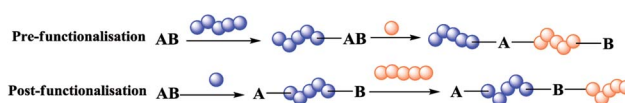
Indeed, preparation of a block co-polymer *via* approach 2 is either performed by the sequential polymerisation of two monomers (or through orthogonal polymerisation with suitable initiators and monomers) as shown in Scheme 1 or by pre- or post-functionalisation (Scheme 2). In the pre-functionalisation route, a polymer chain is grafted on the dual initiator, and

then polymerisation of the second monomer is carried out. On the other hand, for the post-functionalisation, the first monomer is polymerised at the beginning using the dual initiator, and then the polymer of the second monomer is grafted onto the activated α - ω -end of the polymer. Control of the size and nature of block co-polymers plays a crucial role in the properties of such materials.^{1,8}

In the last decades, such control was achieved using ionic polymerisation.⁹ Nevertheless, many of such reactions require harsh conditions, which substantially increase the cost of such polymers thus impeding their practical use.⁹ This problem has been partly resolved when Rizzardo and colleagues¹⁰ for the first time reported controlled radical polymerisation of several monomers using nitroxides as controlling agents (so-called



Scheme 1 Two approaches to preparation of block co-polymers: (1) block co-polymerisation and (2) polymerisation based on a dual initiator.



Scheme 2 Methods for preparation of block co-polymers *via* pre-functionalisation (top) and post-functionalisation (bottom).

^aAix Marseille Universit , CNRS, ICR, UMR 7273, Case 551, Avenue Escadrille Normandie-Niemen, 13397 Marseille Cedex 20, France. E-mail: sylvain.marque@univ-amu.fr

^bN. N. Vorozhtsov Novosibirsk Institute of Organic Chemistry, SB RAS, Pr. Lavrentjeva 9, Novosibirsk 630090, Russia. E-mail: edeleva@nioch.nsc.ru

^cNovosibirsk State University, Pirogova Str. 2, 630090 Novosibirsk, Russia

† Electronic supplementary information (ESI) available: Experimental results on styrene polymerization with different forms of alkoxyamine **3e**; titration curves. See DOI: 10.1039/c6ra27231b



nitroxide-mediated polymerisation; NMP), thus starting the era of controlled radical polymerisation along with atom transfer radical polymerisation (ATRP)^{11,12} and reversible radical addition fragmentation transfer radical polymerisation (RAFT),^{13,14} which made preparation of block co-polymers more convenient. The approach based on a dual initiator able to control both radical polymerisation and ionic polymerisation (or α - ω -end ionic reactivity) has been mainly studied for RAFT^{14,15} and ATRP.^{16,17} Application of dual alkoxyamines has also been documented in the last three decades.^{8,18} On the other hand, for alkoxyamine **1** (Fig. 1), which carries a carboxylic function on its alkyl moiety and is one of the most efficient initiators of NMP, both the high lability of **1** and the neopentyl carboxy function preclude easy and straightforward use as a dual initiator.¹⁹ This drawback has been circumvented by either activation of the carboxylic function for grafting of a polymer chain^{19,20} or by means of intermolecular radical 1,2-addition on an activated alkene.²¹ As far as we know, there is only one report on the esterification of **1** using the carboxylate function.²²

A few years ago,^{23,24} we developed external triggering of C–ON homolysis with alkoxyamine **2** (Fig. 1) and demonstrated its potential for NMP.²⁵ These results encouraged us to pursue the development of new alkoxyamines such as **3** (Fig. 1) that can be variously activated or deactivated by (de)protonation or by chemical transformation.²⁶ In the course of this work, Gimes *et al.*²⁷ reported the use of tetramethylpiperidine-1-oxyl (TEMPO)-based carboxylic acid **4** (Fig. 1) as a dual initiator for NMP and ionic polymerisation. At the same time, Brémond *et al.*²⁶ reported preparation and measurement of homolysis rate constant k_d for alkoxyamines **3** at different temperatures

and under various solvent conditions. Indeed, alkoxyamines showed remarkable changes in k_d depending on external conditions, which can have a large impact on the polymerisation process. It should be noted that k_d along with k_c ²⁸ can strongly influence the outcome of NMP.

Alkoxyamines **3** possess different functionalities in the alkyl moiety, which sometimes have a striking effect on the course of NMP.²⁹ In the present work, application of alkoxyamines **3** as a conventional initiator was studied, and alkoxyamines **3** carrying a carboxylic function were tested as a dual agent for initiation of NMP and in the grafting-onto strategy for preparation of block co-polymers. It was shown that alkoxyamines **3** afford nearly the same level of control over the NMP process as **1** does, and in sharp contrast to **1**, functionalities of alkoxyamines **3** can be easily used for grafting onto polymer molecules under mild conditions. We found that alkoxyamines **3** can be used for preparation of block co-polymers based on block copolymerisation or pre- and post-functionalisation approaches depicted in Schemes 1 and 2. Furthermore, for this type of monomeric and polymeric alkoxyamines, esterification reactions are effectively opening a convenient route for preparation of block co-polymers.

Experimental section

General

All monomers were distilled prior to use. Protonated and deuterated solvents and polyethylene glycol (Aldrich) were used as received.

The synthesis and C–ON homolysis rate constants k_d of alkoxyamines **3** under various conditions were reported in a recent paper.²⁶

Polymerisation. A monomer and alkoxyamine were added into a two-neck round-bottom flask equipped with a condenser. The flask was sealed with a rubber septum and degassed by nitrogen bubbling. After 15 min of degassing, the flask was immersed into a preheated oil bath. Sampling was performed with a syringe, with quenching in an ice bath and storage in a fridge prior to analysis. The same experimental conditions were applied to the NMP of styrene, that is, 110 °C in bulk at the monomer/initiator ratio of 350 : 1. A typical polymerisation experiment was performed within 4–6 h.

Potassium and zinc salts were prepared *in situ* by addition of 1.05 eq. of NaOH or ZnCl₂ dissolved in methanol to alkoxyamine **3e**. The solution was stirred for 1 h, then the solvent was evaporated. The resulting crude material was used in polymerisation.

Sample analysis. The conversion of a monomer was identified by ¹H NMR spectroscopy on a 300 MHz NMR spectrometer. The molecular weight and polydispersity of polymers were measured by gel filtration chromatography using an Agilent LC 1200 GPC chromatograph equipped with an isocratic pump, PL-gel Mixed C GPC column and UV/VIS and refractive-index detectors. Tetrahydrofuran (THF) served as the eluent at a 1 ml min⁻¹ flow rate. The column was calibrated using polystyrene calibration samples in the range 2 MDa to 500 Da.

Estimation of the 'living fraction'. The livingness of polymer chains was estimated by end group analysis using electron

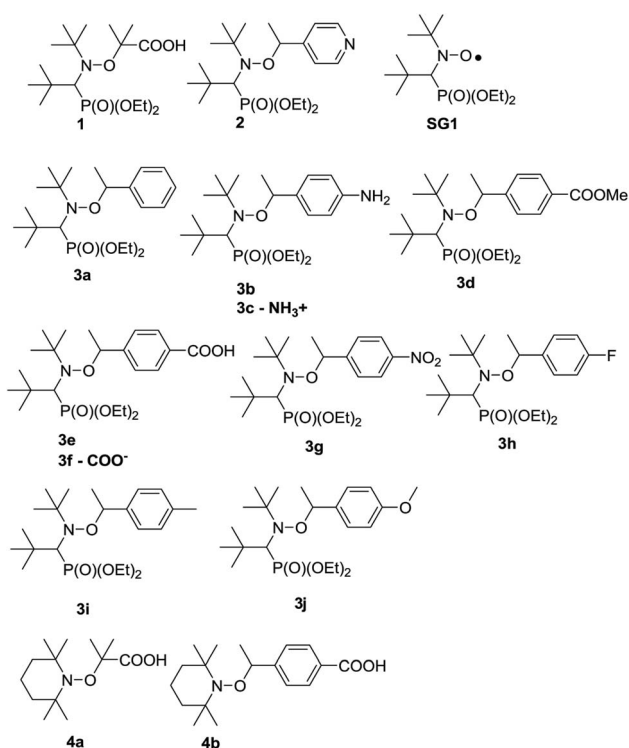


Fig. 1 Alkoxyamines discussed in this article.



paramagnetic resonance (EPR) spectroscopy. The polymer was precipitated with cold ethanol, washed and dried. A 0.1 mM toluene solution of the polymer was heated in an oil bath at 80 °C for 2 h, with air as a scavenger of C-centred radicals. The solution after heating was analysed by EPR spectroscopy (Bruker EMX X-band) with quantification of the signal.

Titration of alkoxyamine 3e. This procedure was conducted both by ^1H NMR spectroscopy in a deuterated solvent and by UV/VIS in a protic solvent.

For the NMR experiment, a 0.02 M solution in the mixture of D_2O and methanol- d_4 (2 : 3, v/v) was prepared, with 0.01 M *tert*-butyl alcohol as a standard. Potentiometry was employed to measure pH (a glass electrode [Aldrich] calibrated at pH 1.68, 7.62 and 9.05). DCl and NaOD solutions in D_2O were used to adjust pH. A series of ^1H NMR spectra were recorded, and evolution of the chemical shift of *ortho*-protons of *para*-substituted benzoic acid was utilised to plot the titration curve. ^1H NMR spectra were acquired on a Bruker Avance 200 MHz NMR spectrometer.

The UV/Vis titration was performed on a solution of alkoxyamine **3e** (20 mM) in the mixture of water and ethanol (1 : 1 v/v). The pH level was adjusted with solutions of HCl and NaOH in the water-ethanol mixture. UV/Vis spectra were recorded on the Agilent spectrometer. The titration curve was plotted using data on optical density at $\lambda = 238 \text{ nm}$.³⁰

Grafting of alkoxyamine 3e and polymeric alkoxyamine onto polyethylene glycol. For the post-functionalisation experiment, polyethylene glycol ($M_n = 2 \text{ kDa}$, Aldrich) was tosylated by addition of 1.1 eq. of tosyl chloride in pyridine. The reaction mixture was stirred overnight at room temperature. The product was extracted from the reaction mixture with chloroform after washing with acidic and basic water. Alkoxyamine **3e** and polystyrene obtained after styrene polymerisation initiated with **3e** ($M_n = 2.4 \text{ kDa}$) were converted into a potassium salt. One equivalent of tosylated polyethylene glycol was added to dimethylformamide. The reaction mixture was heated at 80 °C for 80 h. The conversion in the reaction was monitored by gel permeation chromatography (GPC), with chloroform as an eluent at a flow rate of 1 ml min^{-1} and with calibration performed by means of low-polydispersity polystyrene samples (Agilent).

For the pre-functionalisation experiment, a weighted amount of alkoxyamine **3e** (5 mg in 0.5 ml of chloroform) was incubated with 30 μl of SOCl_2 and 50 μl of pyridine. The reaction was conducted on an ice bath to prevent decomposition of the alkoxyamine. The reaction mixture was stirred for 30 min. Next, polyethylene glycol (11 mg) in 0.5 ml of chloroform was added, and the reaction mixture was stirred overnight. After that, the mixture was washed with a 0.01% solution of HCl, and the solvent was evaporated. The resulting product was introduced into the polymerisation reaction without further treatment. The polymerisation was conducted as described above.

Results and discussion

It should be noted that depending on the substituent in the phenyl ring, the activation energy of homolysis of **3a-j** varies

within a $\sim 8 \text{ kJ mol}^{-1}$ range. The difference in activation energies after protonation (a 5 kJ mol^{-1} difference in the activation energy after protonation/deprotonation for **3e/3f**) and the subsequent difference in k_d can have significant effects on the kinetic behaviour of different monomers in NMP and even on the initiation stage of polymerisation of the same monomer. Thus, alkoxyamines **3a-j** carrying various substituents in the alkyl moiety seem to hold promise as multifunctional initiators. Below, we show the potential application of alkoxyamines **3a-j** to the preparation of block co-polymers based on sequential polymerisation or pre- and post-functionalisation described in Schemes 1 and 2.

For pre- and post-functionalisation, different types of esterification reactions with the carboxylic group of **3e** were tested to evaluate its potential as a dual initiator for preparation of block co-polymers.

NMP of styrene

Because the rate constant (k_d) of C-ON bond homolysis is the key parameter of an NMP process, and because fast initiation is in general necessary to ensure control at the first moments of the polymerisation, alkoxyamines **3d**, **3e** and **3g** were selected because they have the largest k_d values: k_d (**3d**, 110 °C) = $7 \times 10^{-3} \text{ s}^{-1}$, k_d (**3e**, 110 °C) = 10^{-2} s^{-1} and k_d (**3g**, 110 °C) = $1.9 \times 10^{-2} \text{ s}^{-1}$, respectively. It should be mentioned that alkoxyamines **3d**, **3e** and **3g** differ only in the substituent at the *para* position of the aromatic ring of the alkyl moiety.

The linear evolution of M_n versus conversion close to the theoretical line, up to 40–75% conversion, with a PDI (polydispersity index) less than 1.4, indicates strong control of the experiment as expected for SG1-based alkoxyamines (Fig. 2).

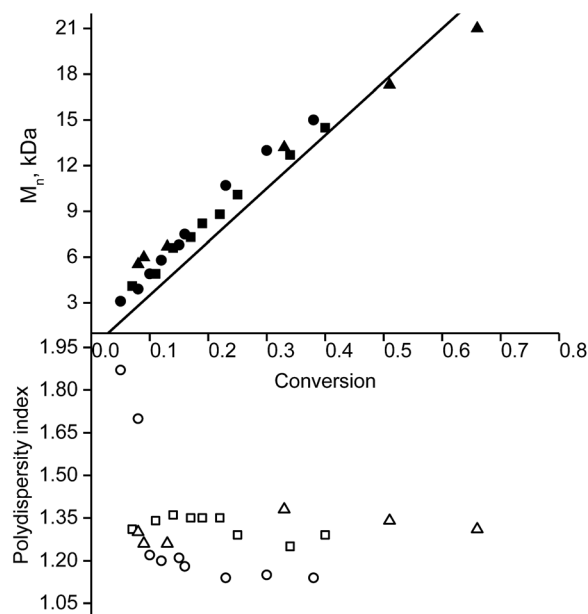


Fig. 2 Plots of molecular mass (filled symbols) and polydispersity index (PDI, open symbols) vs. conversion for bulk polymerisation of styrene at 110 °C initiated with **3d** (squares), **3e** (triangles) or **3g** (circles) at the monomer/initiator ratio of 350 : 1.



The linearity of M_n at the first moments of the polymerisation means that the C–ON bond homolysis of the selected alkoxyamines is sufficiently rapid.³¹ Given that similar time was allocated to all experiments, *i.e.* 400 min for **3g**, 420 min for **3d** and 440 min for **3e**, the clearly greater conversion (*ca.* 75%) for **3e** than for **3d** and **3g** (*ca.* 40%) means that the conversion is faster with **3e** even though the same nitroxide SG1 is involved in the control. This result is likely due to the presence of the carboxylic function in **3e**, which causes degradation of SG1, resulting in a smaller excess of nitroxide and hence a higher rate of polymerisation³² at the expense of control (*vide infra*).

Furthermore, the efficiency of the potassium and zinc salt of carboxylate alkoxyamine **3f** was also assessed. Both yielded a linear increase in M_n vs. conversion and a decrease in the PDI. These data indicate a controlled regime of polymerisation (Fig. 1 ESI†). The differences in trends were not significant.

The salts of **3f** yielded a monomodal distribution of molar masses, whereas a bimodal distribution was observed when the polymerisation was initiated by **3e** (Fig. 3). This is undoubtedly due to the presence of the carboxylic function in **3e**, which may initiate decomposition of SG1 into new initiating species leading to a higher PDI.³³

Because the proportion of the low-molecular-weight fraction was less than 10% (Fig. 3), it was ignored during estimation of M_n values. Salts of **3f** can be considered more efficient than **3e** for the NMP of styrene because the molecular-weight distribution is monomodal and the carboxylic function is easily regenerated for further transformations.

NMP of 2-vinyl pyridine^{34–36}

This procedure was performed in bulk at 110 °C with **3e** or with the potassium salt of **3f** as initiators. In both cases, linear growth of molecular weight of the polymer in the course of conversion and PDI ≈ 1.5 denote a controlled regime of polymerisation (Fig. 4). NMP with the potassium salt of **3f**, in which any effect caused by the presence of the labile proton is suppressed, is faster than the polymerisation of styrene. The polymerisation rate increases as the cubic root of k_d .^{8,14} Therefore, the increase in k_d – because of an increase in polarity of the last

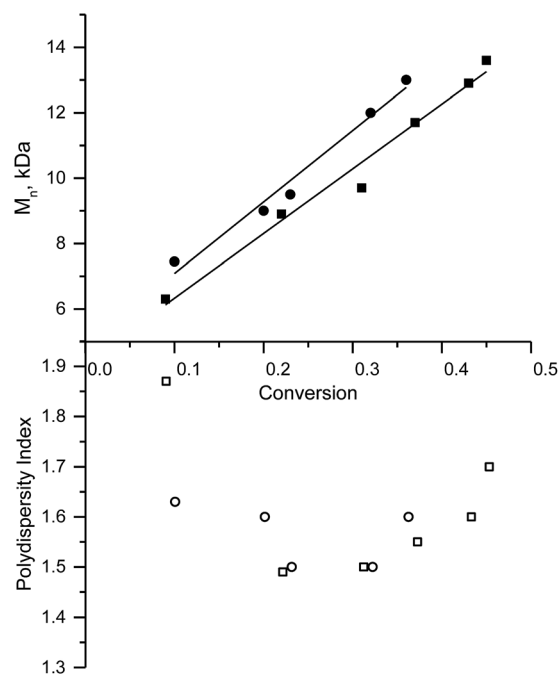


Fig. 4 The plots of molecular mass (filled symbols) and polydispersity indexes (open symbols) vs. conversion for bulk polymerisation of 2-vinyl pyridine at 110 °C initiated by acidic (squares) or basic forms (circles) of alkoxyamine **3e** at the monomer-to-initiator ratio 400 to 1.

unit with a pyridine moiety²³ and because of the likely increase in the polarity with the increasing length of the polymer chain³⁷ – accounts for the faster polymerisation of 2-vinyl pyridine in comparison with styrene when **3f** and **3e** serve as initiators, respectively. The fastest polymerisation observed when **3e** serves as the initiator can be explained by the aforementioned effect (which may be enhanced by the presence of protonated pyridine) and by the instability of SG1 in an acidic medium (Fig. 5).³³ Our results are in good agreement with those reported elsewhere.³⁶ At the same temperature, without an accelerator within a similar period, we obtained larger molecular weight (14 kDa) though polydispersity was greater in our experiments (1.7 in our case) probably because of decomposition of nitroxide.

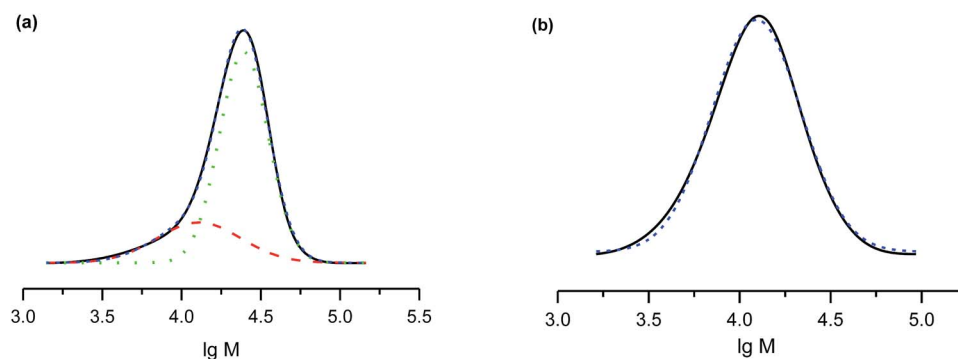


Fig. 3 (a) A GPC trace of a polystyrene sample prepared with **3e** at 51% monomer conversion (black curve). Overall molecular mass is 1.7×10^4 g mol⁻¹, polydispersity is 1.36. Fitting to Gaussian curves shows the high-molecular-weight (dotted curve, green) and low-molecular-weight fractions (dashed line, red) at 25% and 75%, respectively. The fine dashed curves (blue) show the whole traces. (b) A GPC trace of a polystyrene sample prepared with **3f** (sodium salt) at 26% monomer conversion (black curve). Overall molecular weight is 10^4 g mol⁻¹, polydispersity is 1.4. Fitting to a Gaussian curve (fine dashed blue curve).



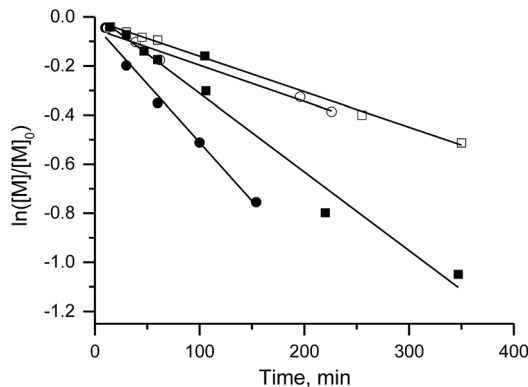


Fig. 5 Comparison of bulk polymerisation kinetics of styrene (squares) and 2-vinyl pyridine (circles) at 110 °C initiated with **3e** (filled symbols) or **3f** (open symbols). Solid lines show a linear fit of the data.

NMP involving methyl methacrylate (MMA) co-polymerisation with 2-vinyl pyridine and styrene

One of the challenges for NMP is the polymerisation of methacrylic esters.³⁸ SG1-based alkoxyamines are effective as mediators for methacrylate only when a small percentage of styrene or acrylonitrile serves as a co-monomer,^{39–41} whereas other types of nitroxides can provide a controlled mode of MMA polymerisation without addition of a co-monomer.^{42–44}

Given that styrene is undesirable for some types of applications, it is worthwhile to test other types of monomers. Thus, the use of dual initiators and functionalised monomers has a potential to extend the applications of NMP to preparation of polymethacrylate materials. Therefore, the suitability of 2-vinyl pyridine as a co-monomer and of **3e** as the initiator was evaluated here for the NMP of MMA.

The linear evolution of M_n vs. conversion and the decrease in PDI below 1.5 with conversion denote controlled polymerisation of MMA in the presence of 2% of 2-vinylpyridine (Fig. 6) with **3e** as the initiator (similar results were obtained with styrene instead of 2-vinylpyridine).

It should be noted that our results are similar to those described in the literature when styrene was used as a co-monomer and **1** as initiator. When 9% of styrene was added, the polymerization proceeded to 43.5% of conversion with polymer $M_n = 14$ kDa and PDI = 1.2.⁴⁰

The aqueous monomer sodium styrenesulfonate⁴⁵

The titration of **3e** in deuterated solvents D_2O : MeOH- d_4 (2 : 3 v/v) and in the protic solvent H_2O : C_2H_5OH (1 : 1 v/v) yielded pK_a of 5.26 and 4.95, respectively: in the typical range for carboxylic acids (Fig. 2 ESI†).⁴⁶ These data should be considered in the case of polymerisation in an aqueous solution.

Because alkoxyamines **3** show a large difference in activation energies after protonation in an aqueous medium, **3e** was selected for initiation of sodium 4-styrenesulfonate in water.

The curvature in the plot of M_n vs. conversion (Fig. 7b) below 10% conversion for both pH values is indicative of an initiator with a k_d value too low for efficient initiation.³¹ Nevertheless, the linear increase in M_n in the course of the conversion (as well as

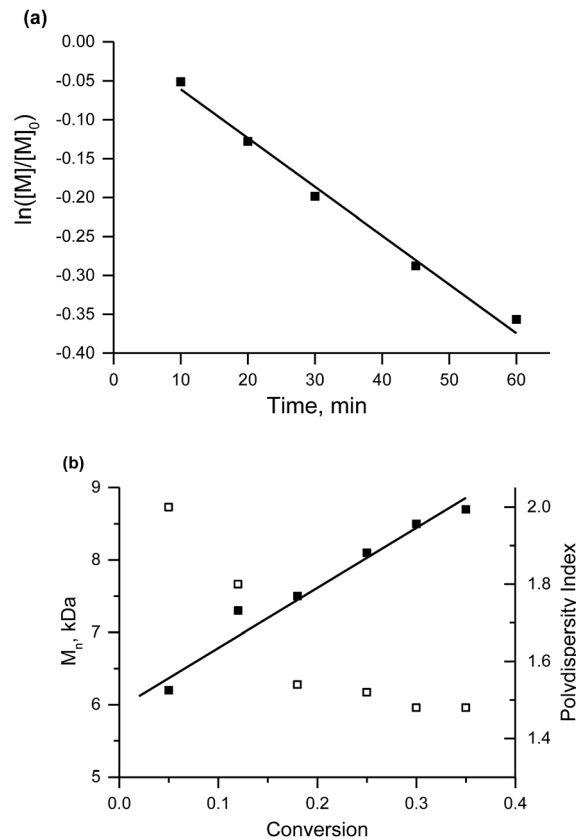


Fig. 6 The plot of $\ln([M]/[M]_0)$ vs. time (a) and molecular mass vs. conversion (b) for co-polymerisation of methylmethacrylate with 2% of 2-vinyl pyridine in bulk initiated with **3e** alkoxyamine at 80 °C and the monomer-to-initiator ratio 350 to 1.

PDI < 1.5 for conversion greater than 15%) point to control of the polymerisation (Fig. 7b). The faster polymerisation at pH = 3 (0.48 M sodium 4-styrenesulfonate in water titrated with a HCl solution) than at pH = 9.5 (titration with a solution of NaOH) is expected because the nitroxide is unstable³³ in an acidic environment. This situation also leads to deviation of the molecular weight from its theoretical value and to greater polydispersity in contrast to the basic conditions.

Livingness and re-initiation

Livingness was studied by EPR spectroscopy^{47,48} for the polymerisation of styrene initiated by **3d**, **3e**, potassium or zinc salts of **3f**, and **3g** and was greater than 90%. For the polymerisation of 2-vinylpyridine initiated by **3e** or the potassium salt of **3f**, livingness of 75% was observed. For the polymerisation of MMA with 2-vinylpyridine and styrene initiated by **3e**, livingness was 80%. For polymerisation of styrenesulfonate, livingness of 75% was obtained.

Consequently, regardless of the monomer or initiator, livingness >75% is commonly observed, meaning that such alkoxyamines are suitable for preparation of block co-polymers.

To exemplify the applicability of the living polymers obtained for formation of block co-polymers, re-initiation experiments were conducted with styrene and methacrylate. In both



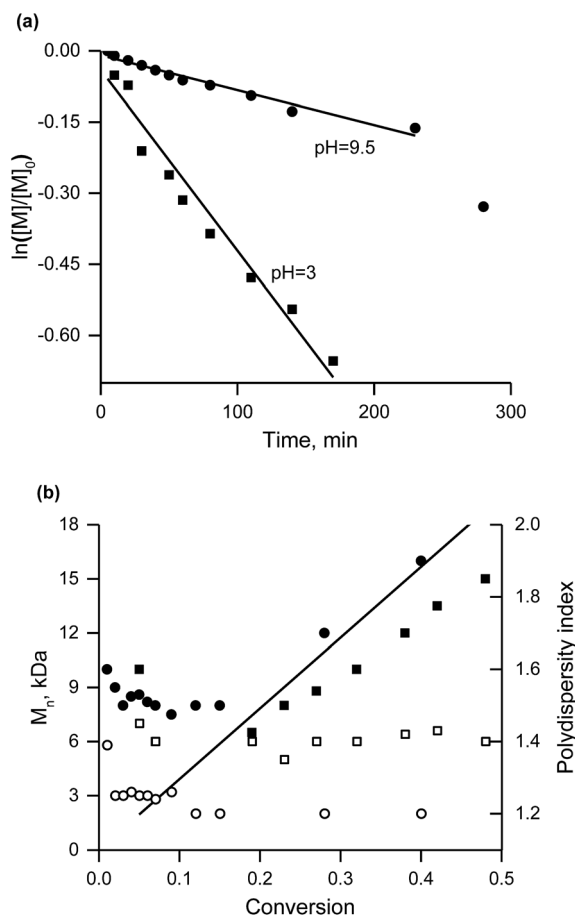


Fig. 7 (a) The kinetics plot of instant monomer concentration vs. time and (b) the plot of molecular mass (filled symbols, left axis) and polydispersity (open symbols, right axis) vs. conversion for polymerisation of styrenesulfonate in water at 90 °C and pH = 3 (squares) or pH = 9.5 (circles) at the ratio of sodium 4-styrenesulfonate to **3e** of 192 : 1.

cases, the increase in molecular weight upon heating for 0.5 or 3 h (Fig. 8) was observed, confirming the living character of polystyrene.

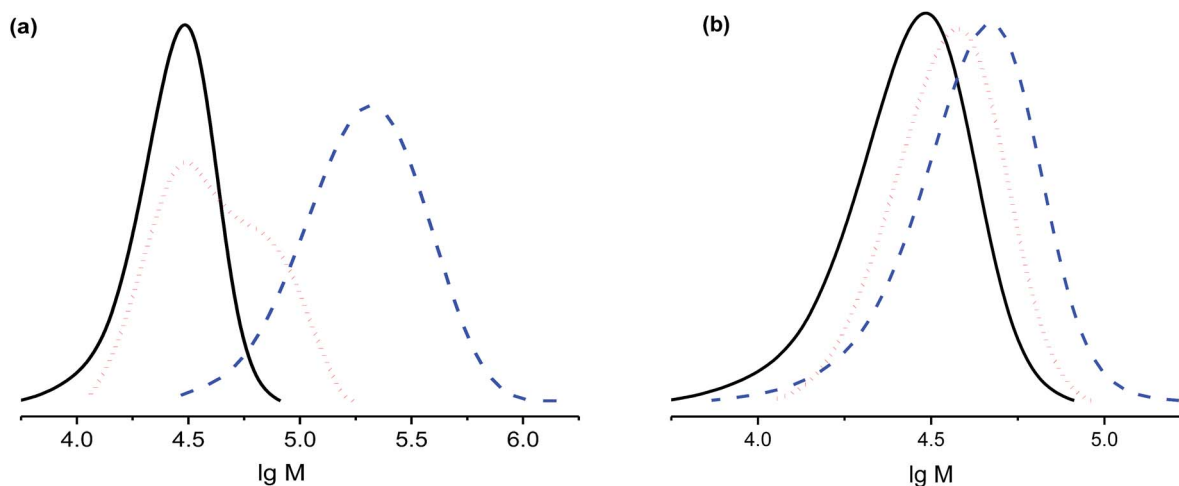


Fig. 8 GPC traces of re-initiation experiments with polystyrene prepared with **3e** as a macro-initiator (solid curve). (a) Re-initiation with styrene, at the monomer/macro-initiator ratio 0.5 g to 10 mg, $T = 110$ °C, sampling at 0.5 h (red dotted curve) and 3 h (blue dashed curve). (b) Re-initiation with MMA, at the monomer/macro-initiator ratio 0.5 g to 10 mg, $T = 80$ °C, sampling at 0.5 h (red dotted curve) and 1 h (blue dashed curve).

The shoulder in the GPC trace at 30 min (Fig. 8a) means that not all macro-initiators decomposed, whereas the peak is completely shifted to greater mass after 3 h, in good agreement with the 90% livingness reported above. Re-initiation with MMA is also efficient as shown in Fig. 8b, except the growth of the polymer is likely to be not controlled, and the polymer is probably not living.⁴⁹

Preparation of block co-polymers *via* the pre- and post-functionalisation approaches

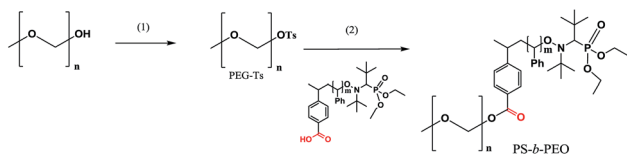
Amongst alkoxyamines **3a–g**, the greatest promise as a dual initiator was shown by **3b**, **3e** and **3g** (or the highest potential as alkoxyamine-carrying groups to be easily applied to pre- and post-functionalisation procedures). It should be noted that for alkoxyamine **1**, the typical strategy for pre- and post-functionalisation is based on the 1,2-radical addition reaction with activated olefins.²¹ To overcome this problem, Gígenes and co-workers²⁷ developed **4b**, which is a TEMPO-based alkoxyamine. In general, such alkoxyamines are less versatile and efficient than those containing the SG1 moiety. Consequently, **3e**, which is effective at polymerisation of several monomers as mentioned above, was selected as a model to test the pre- and post-functionalisation procedures.

The general strategy for pre- and post-functionalisation implemented below is shown in Schemes 3 and 4. It includes two routes: (a) post-functionalisation by means of a reaction of tosylated PEG with polystyrene obtained in polymerisation initiated by **3e** (Scheme 3) and (b) the pre-functionalisation approach based on a reaction of unimolecular alkoxyamines with PEG and subsequent NMP of styrene (Scheme 4).

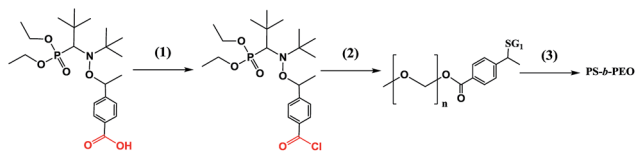
PS-*b*-PEG block co-polymers *via* the post-functionalisation procedure

Tosylate of PEG-OH ($M_n = 2$ kDa) was prepared at the first step, and at the second step (Scheme 3), was grafted onto polystyrene (PS-**3e**, $M_n = 20$ kDa). The initial mixture of PEG-OTs and PS-**3e**





Scheme 3 The reaction scheme for preparation of block co-polymers via the post-functionalisation approach. (1) Tosylation of PEG: a solution of PEG in pyridine and addition of TsCl at room temperature. (2) Grafting of polystyrene: addition of KOH into methanol with subsequent evaporation, addition of a solution of PEG-Ts to dimethylformamide, and heating for 80 h at 80 °C.



Scheme 4 The reaction scheme for preparation of block co-polymers via the pre-functionalisation approach. (1) Formation of chloroanhydride: a solution of an alkoxyamine in CHCl_3 , treatment with SOCl_2 , pyridine, 0 °C; (2) functionalisation of chloroanhydride with PEG: a solution in CHCl_3 , 0 °C. (3) Nitroxide-mediated polymerisation (NMP) of bulk styrene with a macro-initiator: $T = 110$ °C, and monomer-to-initiator ratio 0.5 g to 10 mg.

showed two expected curves (Fig. 9), but a unique curve was observed in crude materials after 80 h of the reaction at 80 °C, with a slight shift (2 kDa), as expected. This experiment confirmed the usefulness of **3e** for post-functionalisation.

PS-*b*-PEG block co-polymers obtained by the pre-functionalisation procedure

Acyl chloride of alkoxyamine **3e** was prepared and used for the coupling with PEG-OH to produce the functionalised initiator that was successfully applied to NMP of styrene (Scheme 4). The

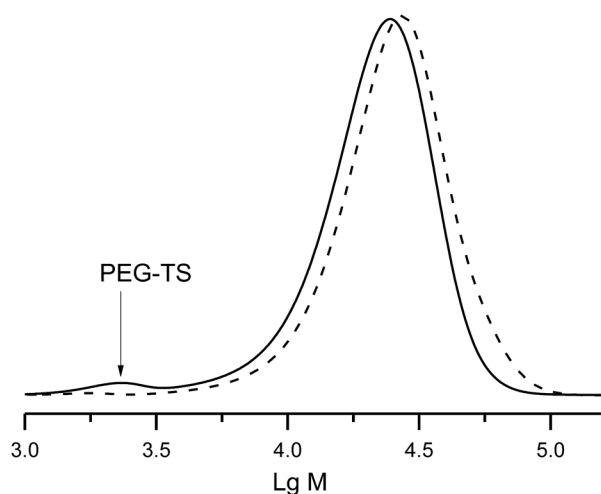


Fig. 9 A GPC trace of the reaction mixture of PEG-Ts with polystyrene (solid curve), and the final block co-polymer PS-*b*-PEG (dashed curve) obtained after the reaction.

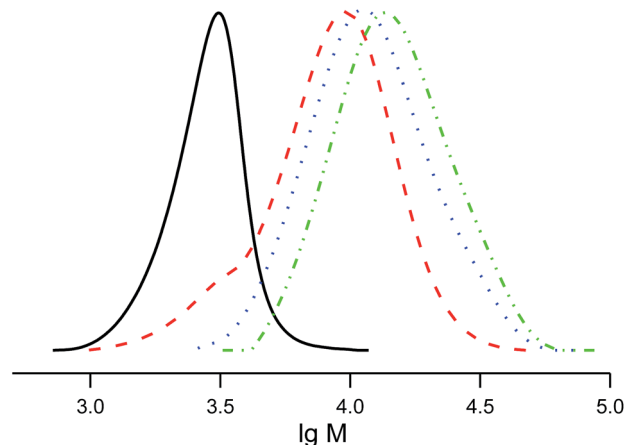


Fig. 10 GPC traces of the PEG-SG1 macro-initiator (solid curve) and PEG-PS block co-polymers obtained by grafting after polymerisation: 20 min (dashed curve), 40 min (dotted curve), or 1 h (dash-and-dot curve). The monomer to macro-initiator ratio is 0.5 g to 10 mg, $T = 110$ °C.

grafting of PEG onto **3e** was corroborated by the initial traces, and its ability to initiate polymerisation is indicated by the rightward shift of the GPC traces with time (Fig. 10). Thus, this experiment confirmed the usefulness of **3e** for pre-functionalisation.

Conclusions

It is shown that carboxylic alkoxyamines **3e** and **3d** hold promise as a dual initiator. This potential is highlighted by the polymerisation of several monomers, either conventional such as styrene and 2-vinylpyridine or less conventional such as 4-vinylbenzenesulfonate. Moreover, in contrast to TEMPO-based alkoxyamines, **3e** is suitable for the co-polymerisation of MMA by NMP with different co-monomers such as styrene and 2-vinylpyridine and thus could be used for preparation of metal-crosslinked polymers. In general, SG1-based alkoxyamines are more efficient in NMP than those based on TEMPO. In sharp contrast to **1**, the carboxylic function in **3e** is reactive enough for both pre- and post-functionalisation as demonstrated by the preparation of PS-*b*-PEG via both approaches, with preservation of the main features of **1** in NMP.

Acknowledgements

We are very thankful to Dr Paul Bremond for providing alkoxyamines and for the fruitful discussion. SRAM, GA and TY thank Aix-Marseille Université, CNRS, ANR (grant NAR ANR-14-CE16-0023-01) and the A*MIDEX project (ANR-11-IDEX-0001-02) funded by the French Government program 'Investissements d'Avenir', managed by the French National Research Agency (ANR). SRAM and ME are grateful to the Russian Science Foundation (grant 15-13-20020) for supporting this work. ME and EB thank Russian Foundation for Basic Research (15-03-05250) for financial support of this study.



Notes and references

- N. Hadjichristidis, S. Pispas and G. Floudas, *Block copolymers: synthetic strategies, physical properties, and applications*, John Wiley & Sons, 2003.
- S. Sugihara, S. Kanaoka and S. Aoshima, *J. Polym. Sci., Part A: Polym. Chem.*, 2004, **42**, 2601.
- R. A. Iezzi, S. Gaboury and K. Wood, *Prog. Org. Coat.*, 2000, **40**, 55.
- T. Tüken, B. Yazıcı and M. Erbil, *Prog. Org. Coat.*, 2004, **50**, 115.
- M. Minoda, M. Sawamoto and T. Higashimura, *Macromolecules*, 1987, **20**, 2045.
- J. Pretula, K. Kaluzynski, B. Wisniewski, R. Szymanski, T. Loontjens and S. Penczek, *J. Polym. Sci., Part A: Polym. Chem.*, 2008, **46**, 830.
- T. Hashimoto, T. Imaeda, S. Irie, M. Urushisaki and T. Sakaguchi, *J. Polym. Sci., Part A: Polym. Chem.*, 2015, **53**, 1114.
- J. Nicolas, Y. Guillaneuf, C. Lefay, D. Bertin, D. Gigmes and B. Charleux, *Prog. Polym. Sci.*, 2013, **38**, 63.
- G. Odian, *Principles of polymerization*, John Wiley & Sons, 2004.
- D. H. Solomon, E. Rizzardo and P. Cacioli, EP, Appl. 135280, 1985; D. H. Solomon, E. Rizzardo and P. Cacioli, *US Pat.*, 4, 581, 429, 1986Chem. Abstr., 1985, 102, 221335q.
- K. Matyjaszewski and J. Xia, *Chem. Rev.*, 2001, **101**, 2921.
- M. Kamigaito, T. Ando and M. Sawamoto, *Chem. Rev.*, 2001, **101**, 3689.
- J. Chiefari, Y. K. Chong, F. Ercole, J. Krstina, J. Jeffery, T. P. T. Le, R. T. A. Mayadunne, G. F. Meijs, C. L. Moad, G. Moad, E. Rizzardo and S. H. Thang, *Macromolecules*, 1998, **31**, 5559.
- C. Barner-Kowollik, *Handbook of RAFT polymerization*, John Wiley & Sons, 2008.
- A. B. Lowe and C. L. McCormick, *Prog. Polym. Sci.*, 2007, **32**, 283.
- H. Gao and K. Matyjaszewski, *Macromolecules*, 2006, **39**, 4960.
- H. Gao and K. Matyjaszewski, *Prog. Polym. Sci.*, 2009, **34**, 317.
- Y.-N. Zhou, Z.-C. Chen, C. Wei and Z.-H. Luo, *Macromol. Chem. Phys.*, 2014, **216**, 329.
- D. Gigmes, J. Vinas, N. Chagneux, C. Lefay, T. N. T. Phan, T. Trimaille, P.-E. Dufils, Y. Guillaneuf, G. Carrot, F. Boué and D. Bertin, *ACS Symp. Ser.*, 2009, **1024**, 245.
- E. Guegain, V. Delplace, T. Trimaille, D. Gigmes, D. Siri, S. R. A. Marque, Y. Guillaneuf and J. Nicolas, *Polym. Chem.*, 2015, **6**, 5693.
- P.-E. Dufils, N. Chagneux, D. Gigmes, T. Trimaille, S. R. A. Marque, D. Bertin and P. Tordo, *Polymer*, 2007, **48**(18), 5219.
- P. Brémond, K. Kabytaev and S. R. A. Marque, *Tetrahedron Lett.*, 2012, **53**, 4543.
- P. Brémond and S. R. A. Marque, *Chem. Commun.*, 2011, **47**(14), 4291.
- P. Brémond, A. Koïta, S. R. A. Marque, V. Pesce, V. Roubaud and D. Siri, *Org. Lett.*, 2012, **14**(1), 358.
- E. Bagryanskaya, P. Brémond, M. Edeleva, S. R. A. Marque, D. Parkhomenko, V. Roubaud and D. Siri, *Macromol. Rapid Commun.*, 2012, **33**(2), 152.
- G. Audran, P. Brémond, J.-P. Joly, S. R. A. Marque and T. Yamasaki, *Org. Biomol. Chem.*, 2016, **14**, 3574.
- D. Le, T. N. T. Phan, L. Autissier, L. Charles and D. Gigmes, *Polym. Chem.*, 2016, **7**, 1659.
- E. G. Bagryanskaya and S. R. Marque, *Chem. Rev.*, 2014, **114**, 5011.
- E. Bagryanskaya, D. Bertin, D. Gigmes, I. Kirilyuk, S. R. A. Marque, V. Reznikov, G. Roshchupkina, I. Zhurko and D. Zubenko, *Macromol. Chem. Phys.*, 2008, **209**, 1345.
- The dependence of chemical shift of β phenyl protons upon protonation was approximated with the following equations to obtain the value of pK_a for the given conditions:

$$\delta_{pD} = \delta_{3f} + \frac{\delta_{3e} - \delta_{3f}}{1 + 10^{pD - pK_a}}$$
 when deuterated solvent was used. When titration was performed in nondeuterated solvents by means of UV-Vis, the following dependence was used: $OD_{pH} = OD_{3f} + \frac{OD_{3e} - OD_{3f}}{1 + 10^{pH - pK_a}}$ for the mixture of water and alcohol.
- F. Chauvin, P.-E. Dufils, D. Gigmes, Y. Guillaneuf, S. R. A. Marque, P. Tordo and D. Bertin, *Macromolecules*, 2006, **39**, 5238.
- M. K. Georges, R. P. N. Veregin, P. M. Kazmaier, G. K. Hamer and M. Saban, *Macromolecules*, 1994, **27**(24), 7228.
- M. Edeleva, S. R. A. Marque, K. Kabytaev, Y. Guillaneuf, D. Gigmes and E. G. Bagryanskaya, *J. Polym. Sci., Part A: Polym. Chem.*, 2013, **51**(6), 1323.
- A. Fischer, A. Brembilla and P. Lochon, *Eur. Polym. J.*, 2001, **37**, 33.
- A. Fischer, A. Brembilla and P. Lochon, *Macromolecules*, 1999, **32**, 6069.
- C. Ioanna, S. Pispas and N. Hadjichristidis, *J. Polym. Sci., Part A: Polym. Chem.*, 2001, **39**, 2889.
- O. Guerret, J.-L. Couturier, F. Chauvin, H. El-Bouazzy, D. Bertin, D. Gigmes, S. Marque, H. Fischer and P. Tordo, *ACS Symp. Ser.*, 2003, **854**, 412.
- N. Ballard, M. Aguirre, A. Simula, A. Agirre, J. R. Leiza, J. M. Asua and S. van Es, *ACS Macro Lett.*, 2016, **5**, 1019.
- L. Couvreur, C. Lefay, J. Belleney, B. Charleux, O. Guerret and S. Magnet, *Macromolecules*, 2003, **36**, 8260.
- J. Nicolas, C. Dire, L. Mueller, J. Belleney, B. Charleux, S. R. A. Marque, D. Bertin, S. Magnet and L. Couvreur, *Macromolecules*, 2006, **39**, 8274.
- J. Nicolas, S. G. N. Brusseau and B. Charleux, *J. Polym. Sci., Part A: Polym. Chem.*, 2010, **48**, 34.
- M. V. Edeleva, D. A. Parkhomenko, D. A. Morozov, S. A. Dobrynin, D. G. Trofimov, B. Kanagatov, I. A. Kirilyuk and E. G. Bagryanskaya, *J. Polym. Sci., Part A: Polym. Chem.*, 2014, **52**, 929.
- C. Detrembleur, C. Jérôme, J. De Winter, P. Gerbaux, J.-L. Clément, Y. Guillaneuf and D. Gigmes, *Polym. Chem.*, 2014, **5**, 335.
- D. Gigmes, A. Gaudel-Siri, S. R. A. Marque, D. Bertin, P. Tordo, P. Astolfi, L. Greci and C. Rizzoli, *Helv. Chim. Acta*, 2006, **89**, 2312.



- 45 S. Brusseau, F. D'Agosto, S. Magnet, L. Couvreur, C. Chamignon and B. Charleux, *Macromolecules*, 2011, **44**, 5590.
- 46 Different values of pK_a are reported in ref. 26 due to different experimental conditions: a different ratio alcohol/water has been used and the methanol has been replaced by ethanol.
- 47 D. Bertin, F. Chauvin, S. Marque and P. Tordo, *Macromolecules*, 2002, **35**(10), 3790.
- 48 Error is *ca.* 5%.
- 49 Y. Guillaneuf, D. Gimes, S. R. A. Marque, P. Tordo and D. Bertin, *Macromol. Chem. Phys.*, 2006, **207**(6), 1278.

