



HAL
open science

Robust H_∞ Filters for Uncertain Systems with Finite Frequency Specifications

El Mostafa El Adel, Abderrahim El-Amrani, Bensalem Boukili, Abdelaziz Hmamed

► **To cite this version:**

El Mostafa El Adel, Abderrahim El-Amrani, Bensalem Boukili, Abdelaziz Hmamed. Robust H_∞ Filters for Uncertain Systems with Finite Frequency Specifications. Journal of Control, Automation and Electrical Systems, 2017, 28 (6), pp.693-706. 10.1007/s40313-017-0336-9 . hal-02080079

HAL Id: hal-02080079

<https://amu.hal.science/hal-02080079>

Submitted on 26 Mar 2019

HAL is a multi-disciplinary open access archive for the deposit and dissemination of scientific research documents, whether they are published or not. The documents may come from teaching and research institutions in France or abroad, or from public or private research centers.

L'archive ouverte pluridisciplinaire **HAL**, est destinée au dépôt et à la diffusion de documents scientifiques de niveau recherche, publiés ou non, émanant des établissements d'enseignement et de recherche français ou étrangers, des laboratoires publics ou privés.

Robust H_{∞} Filters for Uncertain Systems with Finite Frequency Specifications

Abderrahim El-amrani, Bensalem Boukili, Abdelaziz Hmamed & El Mostafa El Adel

Journal of Control, Automation and Electrical Systems
formerly CONTROLE & AUTOMAÇÃO

ISSN 2195-3880

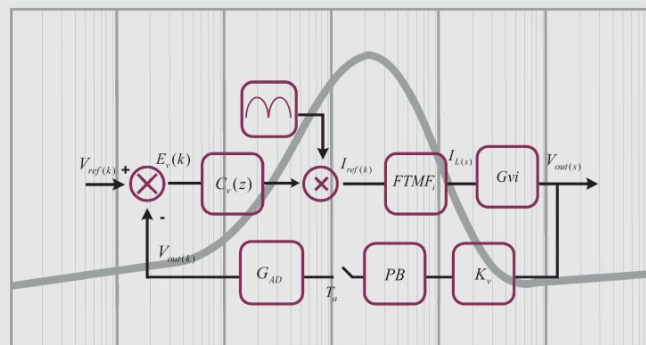
J Control Autom Electr Syst
DOI 10.1007/s40313-017-0336-9



Volume 24 • Number 5

Journal of
Control, Automation
& Electrical Systems

Formerly Controle & Automação



Springer
40313 • ISSN 2195-3880
24(5) 585-724 (2013)



Available
online
www.springerlink.com

Your article is protected by copyright and all rights are held exclusively by Brazilian Society for Automatics--SBA. This e-offprint is for personal use only and shall not be self-archived in electronic repositories. If you wish to self-archive your article, please use the accepted manuscript version for posting on your own website. You may further deposit the accepted manuscript version in any repository, provided it is only made publicly available 12 months after official publication or later and provided acknowledgement is given to the original source of publication and a link is inserted to the published article on Springer's website. The link must be accompanied by the following text: "The final publication is available at link.springer.com".

Robust H_∞ Filters for Uncertain Systems with Finite Frequency Specifications

Abderrahim El-amrani¹ · Bensalem Boukili¹ · Abdelaziz Hmamed¹ · El Mostafa El Adel²

Received: 28 November 2016 / Revised: 31 May 2017 / Accepted: 17 July 2017
© Brazilian Society for Automatics–SBA 2017

Abstract This paper deals with H_∞ filtering problem of linear discrete-time uncertain systems with finite frequency input signals. The uncertain parameters are supposed to reside in a polytope. By applying the generalized Kalman–Yakovovich–Popov lemma, polynomially parameter-dependent Lyapunov function and some key matrices to eliminate the product terms between the filter parameters and the Lyapunov matrices, an improved condition is obtained for analyzing the H_∞ performance of the filtering error system. Then sufficient condition in terms of linear matrix inequality is established for designing filters with a guaranteed H_∞ filtering performance level. Finally, a numerical examples are used to demonstrate the effectiveness of the proposed method.

Keywords Discrete time system · Finite frequency · GKYP lemma · H_∞ Filtering · Uncertain systems · Linear matrix inequalities (LMIs)

✉ Bensalem Boukili
b_boukili@yahoo.fr

Abderrahim El-amrani
abderrahim.elamrani@usmba.ac.ma

Abdelaziz Hmamed
hmamed_abdelaziz@yahoo.fr

El Mostafa El Adel
mostafa.eladel@univ-cezanne.fr

¹ Department of Physics, Faculty of Sciences Dhar El Mehraz, University of Sidi Mohamed Ben Abdellah, B.P. 1796, Fez-Atlas, Morocco

² LSIS-UMR 6168, University of Paul Cezanne, Aix-Marseille, France

1 Introduction

Over the past decades, the filtering problem has been widely studied and has found many practical applications in signal processing and communication, particularly for the study of practical electrical circuits systems. The H_∞ filtering was introduced for the first time in [Elsayed and Grimble \(1989\)](#), in which external noise signal is assumed to be energy bounded, and the main objective is to minimize the H_∞ norm from the process noise to the estimation error. A great number of H_∞ filtering results have been reported ([Li and Fu 1977](#); [Oliveira et al. 1999](#); [Benzaouia et al. 2016](#); [Boukili et al. 2013](#)), and various approaches, such as the linear matrix inequalities (LMIs) and parameter-dependent Lyapunov function, were adopted in order to reduce the conservatism of the problem. For instance, the polynomial equation approach ([Gao and Li 2014](#); [Grimble and El Sayed 1990](#); [El-Kasri et al. 2013](#); [De Souza et al. 2010](#); [Boukili et al. 2016a](#); [Gao et al. 2008](#); [Lacerda et al. 2011](#)), the algebraic Riccati equation approach ([Nagpal and Khargonekar 1991](#); [Takaba and Katayama 1996](#)), the reduced order H_∞ filtering problem ([Geromel and Levin 2006](#); [Boukili et al. 2016b](#)), the mixed H_∞/H_2 filtering design problem ([Li et al. 2016](#); [Rotstein et al. 1996](#); [Qiu et al. 2008](#); [Palhares and Peres 2001](#)), the robust H_∞ filtering problem, and the H_∞ filtering problem for uncertain discrete-time systems ([Duan et al. 2006](#); [Chang et al. 2015](#); [Dong and Yang 2013](#)) are among the results on this topic.

The aforementioned techniques deal with the full frequency domain, however, if the frequency ranges of noises are known beforehand, for these case, designing a filter in the full frequency domain may introduce some unnecessary conservatism. In this view, the generalized Kalman–Yakovovich–Popov (gKYP) lemma ([Iwasaki and Hara 2005](#)) may be used to cast a certain frequency domain inequality in a

finite frequency range in terms of an LMIs condition, which involves the matrices that composes the system's transfer function. The results of the literature dealing this problem are given in Gao and Li (2011), Iwasaki et al. (2005, 2011), Wang et al. (2013), Lee (2013), Li and Yang (2014), Romao et al. (2016), Ding and Yang (2009), Li and Gao (2012), Li and Gao (2013), Chen et al. (2010), El-amrani et al. (2016) and reference therein.

The aim of this paper is to cope with the H_∞ filtering problem for a class of discrete time systems with finite frequency specifications. We use the gKYP lemma, and the homogeneous polynomially parameter-dependent matrices of arbitrary degree approach. In the case in which a priori information about the noise is known (i.e, their frequency spectrum), the filters designed by the proposed condition have better performance in terms of the H_∞ norm than those obtained with full frequency specifications. The theoretical results are given in the form of LMIs, which can be solved by standard numerical software, thus providing a simple methodology. By comparing with the existing full frequency methods (Gao and Li 2014; Lacerda et al. 2011; Lee 2013) and FF approach in Lee (2013), the FF method proposed in this paper receives better results for the cases when frequency ranges of noises are known. Numerical examples are also given to illustrate the effectiveness of the proposed approach.

This paper is organized as follows. In Sect. 2, the system description and the design objectives are presented. In Sect. 3, a sufficient condition guaranteeing robust asymptotic stability with finite frequency and entire frequency H_∞ performance for such discrete time systems is derived by means of LMI technique. Using this result, the filter design problem is solved in Sect. 4. Examples are given in Sect. 5, and conclusions are drawn in Sect. 6.

Notations : The superscript “ T ” stands for matrix transposition. In symmetric block matrices or long matrix expressions, we use an asterisk “ $*$ ” to represent a term that is induced by symmetry. The notation $P > 0$ means that matrix P is positive semi definite. The symbol I denotes an identity matrix with appropriate dimension. Generally, $sym\{A\}$ denotes $A + A^T$, $diag\{.. \}$ stands for block diagonal matrix. $\bar{\sigma}(G)$ denotes the maximum singular value of the transfer matrix G .

2 Problem Formulation and Preliminaries

Consider the following robust asymptotically stable linear time-invariant discrete-time system:

$$\begin{aligned} x(k+1) &= A_\alpha x(k) + B_\alpha w(k) \\ y(k) &= C_\alpha x(k) + D_\alpha w(k) \\ z(k) &= L_\alpha x(k) + E_\alpha w(k) \end{aligned} \tag{1}$$

where $x(k) \in \mathbb{R}^{n_x}$ is the state vector, $y(k) \in \mathbb{R}^{n_y}$ is the measured output, $z(k) \in \mathbb{R}^{n_z}$ is the signal to be estimated, $w(k) \in \mathbb{R}^{n_w}$ is the noise series satisfying $w = w(k) \in \ell_2[0, \infty)$, whose energy is known to reside in one of the following sets frequency of $w(k)$ resides in a known but finite frequency set Θ is assumed to be the general LF/MF/HF form defined as

$$\Theta = \begin{cases} \theta \in \mathbb{R} ||\theta| \leq \theta_l, \theta_l \geq 0, (LF) \\ \theta \in \mathbb{R} |\theta_1| \leq \theta \leq \theta_2, 0 \leq \theta_2 - \theta_1 \leq 2\pi, (MF) \\ \theta \in \mathbb{R} ||\theta| \geq \theta_h, \theta_h \geq 0, (HF) \end{cases} \tag{2}$$

where LF, MF and HF stand for low-, middle-, and high-frequency ranges, respectively. The system matrices

$$\Omega_\alpha = \{A_\alpha, B_\alpha, C_\alpha, D_\alpha, L_\alpha, E_\alpha\} \tag{3}$$

belong to a convex bounded polyhedral domain, described by

$$\Gamma = \left\{ \Omega_\alpha | \Omega_\alpha = \sum_{i=1}^s \alpha_i \Omega_i; \sum_{i=1}^s \alpha_i = 1, \alpha_i \geq 0 \right\} \tag{4}$$

where

$$\Omega_i := (A_i, B_i, C_i, D_i, L_i, E_i) \tag{5}$$

denotes the i th vertex of the polytope. The dynamic matrix A_α is said to be Hurwitz (Schur) stable if the eigenvalues lie in the open left-half plane (inside the unit disk) for all $\alpha \in \Gamma$.

In this paper, we consider the following H_∞ filter to estimate $z(k)$

$$\begin{aligned} \hat{x}(k+1) &= A_f \hat{x}(k) + B_f w(k) \\ \hat{z}(k) &= C_f \hat{x}(k) + D_f w(k) \end{aligned} \tag{6}$$

where $\hat{x}(k) \in \mathbb{R}^{n_x}$ is the filter state vector, $\hat{z}(k) \in \mathbb{R}^{n_z}$ is the output of the filter. The matrices A_f, B_f, C_f and D_f are the filter matrices to be determined.

Defining $\xi(k) = [x(k)^T \hat{x}(k)^T]^T$ and $e(k) = z(k) - \hat{z}(k)$, the filtering error system is given by

$$\begin{aligned} \xi(k+1) &= \bar{A}_\alpha \xi(k) + \bar{B}_\alpha w(k) \\ e(k) &= \bar{C}_\alpha \xi(k) + \bar{D}_\alpha w(k) \end{aligned} \tag{7}$$

where

$$\begin{aligned} \bar{A}_\alpha &= \begin{bmatrix} A_\alpha & 0 \\ B_f C_\alpha & A_f \end{bmatrix}; \quad \bar{B}_\alpha = \begin{bmatrix} B_\alpha \\ B_f D_\alpha \end{bmatrix}; \\ \bar{C}_\alpha &= [L_\alpha - D_f C_\alpha \quad -C_f]; \quad \bar{D}_\alpha = E_\alpha - D_f D_\alpha. \end{aligned} \tag{8}$$

The transfer function of the filtering error system (7) is then

$$G(e^{j\theta}) = \bar{C}_\alpha [Ie^{j\theta} - \bar{A}_\alpha]^{-1} \bar{B}_\alpha + \bar{D}_\alpha \quad \forall \alpha \in (4). \quad (9)$$

Thus, the robust H_∞ filtering error problem can be stated as follows:

Problem description: The robust H_∞ filtering problem for uncertain discrete time systems with finite frequency specifications is formulated as: find an admissible filter in (6) for the system in (1) such that two conditions are satisfied:

- The filtering error system in (7) is robustly asymptotically stable.
- Under zero-initial conditions, the following finite frequency index holds:

$$\bar{\sigma}(G(e^{j\theta})) < \gamma \forall \theta \in (2), \forall \alpha \in (4). \quad (10)$$

Lemma 2.1 (Lacerda et al. 2011) Let $\Delta \in \mathbb{R}^n$, $\Sigma \in \mathbb{R}^{n \times n}$ and $\Lambda \in \mathbb{R}^{m \times n}$ with $\text{rank}(\Lambda) = r < n$ and $\Lambda^\perp \in \mathbb{R}^{n \times (n-r)}$ be full-column-rank matrix satisfying $\Lambda \Lambda^\perp = 0$. Then, the following conditions are equivalent:

- (i) $\Delta^T \Sigma \Delta < 0, \forall \Delta \neq 0 : \Lambda \Delta = 0$
- (ii) $\Lambda^\perp \Sigma \Lambda^\perp < 0$
- (iii) $\exists \mu \in \mathbb{R} : \Sigma - \mu \Lambda^T \Lambda < 0$
- (vi) $\exists Z \in \mathbb{R}^{n \times m} : \Sigma + Z \Lambda + \Lambda^T Z^T < 0$

Lemma 2.2 (Iwasaki and Hara 2005) Consider the filtering error system (7), for a given symmetric matrix

$$\Pi = \begin{bmatrix} I & 0 \\ 0 & -\gamma^2 I \end{bmatrix}$$

the following statements are equivalent

1. The FF inequality

$$\begin{bmatrix} G(e^{j\theta}) & I \end{bmatrix} \Pi \begin{bmatrix} G(e^{j\theta})^T \\ I \end{bmatrix} < \gamma \forall \theta \in (2), \forall \alpha \in (4). \quad (11)$$

2. There exist Hermitian matrix functions P_α, Q_α satisfying $Q_\alpha > 0$ such that

$$\begin{bmatrix} \bar{A}_\alpha & \bar{B}_\alpha \\ I & 0 \end{bmatrix}^T \Xi \begin{bmatrix} \bar{A}_\alpha & \bar{B}_\alpha \\ I & 0 \end{bmatrix} + \begin{bmatrix} \bar{C}_\alpha & \bar{D}_\alpha \\ 0 & I \end{bmatrix}^T \Pi \begin{bmatrix} \bar{C}_\alpha & \bar{D}_\alpha \\ 0 & I \end{bmatrix} < 0 \quad (12)$$

where

- For the low-frequency range $|\theta| \leq \theta_l$

$$\Xi_\alpha = \begin{bmatrix} P_\alpha & Q_\alpha \\ Q_\alpha & -P_\alpha - 2\cos\theta_l Q_\alpha \end{bmatrix} \quad (13)$$

- For the middle-frequency range $\theta_1 \leq \theta \leq \theta_2$

$$\Xi_\alpha = \begin{bmatrix} P_\alpha & e^{j\theta_c} Q_\alpha \\ e^{-j\theta_c} Q_\alpha & -P_\alpha - 2\cos\theta_w Q_\alpha \end{bmatrix} \quad (14)$$

$$\theta_c = \frac{\theta_2 + \theta_1}{2}, \quad \theta_w = \frac{\theta_2 - \theta_1}{2}.$$

- For the high-frequency range $|\theta| \geq \theta_h$

$$\Xi_\alpha = \begin{bmatrix} P_\alpha & -Q_\alpha \\ -Q_\alpha & -P_\alpha + 2\cos\theta_h Q_\alpha \end{bmatrix} \quad (15)$$

Remark 2.3 Condition (12) is the extension of the gKYP lemma for polytopic systems. Note that P_α and Q_α are chosen to be parameter-dependent to relax the condition, decreasing the conservatism when compared to the case in which P and Q are parameter-independent.

3 H_∞ Filtering Analysis

In this section, stable filters with finite frequency performance are designed.

Theorem 3.1 Consider the system in (1). For given $\gamma > 0$, a filter of from (6) exists such that the filtering error system in (7) is asymptotically stable with an H_∞ performance bound γ . If there exist Hermitian matrices $P_\alpha, Q_\alpha > 0$ and matrices $G_\alpha, F_\alpha, \bar{F}_\alpha, \bar{G}_\alpha$ and H_α and symmetric matrix $\bar{P}_\alpha > 0$, for all $\alpha \in (4)$ satisfying

$$\Phi_\alpha = \begin{bmatrix} \Phi_{1\alpha} & \Phi_{2\alpha} & G_\alpha \bar{B}_\alpha - H_\alpha^T & 0 \\ * & \Phi_{3\alpha} & F_\alpha \bar{B}_\alpha + \bar{A}_\alpha^T H_\alpha^T & \bar{C}_\alpha^T \\ * & * & -\gamma^2 I + H_\alpha \bar{B}_\alpha + \bar{B}_\alpha^T H_\alpha^T & \bar{D}_\alpha^T \\ * & * & * & -I \end{bmatrix} < 0 \quad (16)$$

where

- For the low-frequency (LF) range $|\theta| \leq \theta_l$

$$\begin{aligned} \Phi_{1\alpha} &= P_\alpha - G_\alpha - G_\alpha^T; \\ \Phi_{2\alpha} &= Q_\alpha - F_\alpha^T + G_\alpha \bar{A}_\alpha; \\ \Phi_{3\alpha} &= -P_\alpha - 2\cos\theta_l Q_\alpha + F_\alpha \bar{A}_\alpha + \bar{A}_\alpha^T F_\alpha^T. \end{aligned}$$

– For the middle-frequency range (MF) range $\theta_1 \leq \theta \leq \theta_2$

$$\begin{aligned} \Phi_{1\alpha} &= P_\alpha - G_\alpha - G_\alpha^T; \\ \Phi_{2\alpha} &= e^{j\theta_c} Q_\alpha - F_\alpha^T + G_\alpha \bar{A}_\alpha; \\ \Phi_{3\alpha} &= -P_\alpha - 2\cos\theta_w Q_\alpha + F_\alpha \bar{A}_\alpha + \bar{A}_\alpha^T F_\alpha^T; \\ \theta_c &= \frac{(\theta_1 + \theta_2)}{2}; \theta_w = \frac{(\theta_2 - \theta_1)}{2}. \end{aligned}$$

– For the high-frequency (HF) range $|\theta| \geq \theta_h$

$$\begin{aligned} \Phi_{1\alpha} &= P_\alpha - G_\alpha - G_\alpha^T; \\ \Phi_{2\alpha} &= -Q_\alpha - F_\alpha^T + G_\alpha \bar{A}_\alpha; \\ \Phi_{3\alpha} &= -P_\alpha + 2\cos\theta_h Q_\alpha + F_\alpha \bar{A}_\alpha + \bar{A}_\alpha^T F_\alpha^T. \end{aligned}$$

and

$$\Psi_\alpha = \begin{bmatrix} \bar{P}_\alpha - \bar{F}_\alpha - \bar{F}_\alpha^T & \bar{F}_\alpha \bar{A}_\alpha - \bar{G}_\alpha^T \\ * & -\bar{P}_\alpha + \bar{G}_\alpha \bar{A}_\alpha + \bar{A}_\alpha^T \bar{G}_\alpha^T \end{bmatrix} < 0 \tag{17}$$

Proof 3.2 First, we consider the LF case, we prove that (12–13) is equivalent to (16). Suppose that (16) hold, denote

$$\begin{aligned} \Sigma &= \begin{bmatrix} P_\alpha & Q_\alpha & 0 \\ Q_\alpha & -P_\alpha - 2\cos\theta_l Q_\alpha + \bar{C}_\alpha^T \bar{C}_\alpha & \bar{C}_\alpha^T \bar{D}_\alpha \\ 0 & \bar{D}_\alpha^T \bar{C}_\alpha & -\gamma^2 I + \bar{D}_\alpha^T \bar{D}_\alpha \end{bmatrix}; \\ Z &= \begin{bmatrix} G_\alpha \\ F_\alpha \\ H_\alpha \end{bmatrix}; \quad \Lambda = [-I \quad \bar{A}_\alpha \quad \bar{B}_\alpha]. \end{aligned} \tag{18}$$

By Shur complement, (16) is equivalent to

$$\Sigma + Z\Lambda + \Lambda^T Z^T < 0 \tag{19}$$

under condition (iv) of Lemma 2.1, with

$$\Lambda^\perp = \begin{bmatrix} \bar{A}_\alpha & \bar{B}_\alpha \\ I & 0 \\ 0 & I \end{bmatrix}$$

which, using condition (ii) of Lemma 2.1, given (12–13).

In addition, let us construct a Lyapunov function inequality, \bar{A}_α is stable if and only if there exists $\bar{P}_\alpha = \bar{P}_\alpha^T > 0$ such that

$$\bar{P}_\alpha - \bar{A}_\alpha^T \bar{P}_\alpha \bar{A}_\alpha > 0 \tag{20}$$

which is rewritten in the form

$$\begin{bmatrix} \bar{A}_\alpha \\ I \end{bmatrix}^T \begin{bmatrix} \bar{P}_\alpha & 0 \\ 0 & -\bar{P}_\alpha \end{bmatrix} \begin{bmatrix} \bar{A}_\alpha \\ I \end{bmatrix} < 0 \tag{21}$$

Define

$$\begin{aligned} \Lambda &= \begin{bmatrix} \bar{P}_\alpha & 0 \\ 0 & -\bar{P}_\alpha \end{bmatrix}; \quad Z = \begin{bmatrix} \bar{F}_\alpha \\ \bar{G}_\alpha \end{bmatrix}; \\ \Lambda &= [-I \quad \bar{A}_\alpha]; \quad \Lambda^\perp = \begin{bmatrix} \bar{A}_\alpha \\ I \end{bmatrix}. \end{aligned} \tag{22}$$

By Lemma 2.1, (21) and (22) are equivalent to

$$\begin{aligned} &\begin{bmatrix} \bar{P}_\alpha & 0 \\ 0 & -\bar{P}_\alpha \end{bmatrix} + \begin{bmatrix} \bar{F}_\alpha \\ \bar{G}_\alpha \end{bmatrix} [-I \quad \bar{A}_\alpha] + \\ &[-I \quad \bar{A}_\alpha]^T \begin{bmatrix} \bar{F}_\alpha \\ \bar{G}_\alpha \end{bmatrix}^T < 0 \end{aligned} \tag{23}$$

which is nothing but (17).

Similar to the LF case, the proof for MF and HF cases can be completed. It is omitted for brevity. \square

For finite frequency H_∞ filtering performance analysis, Theorem 3.1 provides a new condition with the property of matrix decouple. In the sequel, the existence conditions of finite frequency H_∞ filters will be investigated based on this developed analysis condition.

4 H_∞ Filtering Design

In this section, a methodology is established for designing the finite frequency H_∞ filter (6), that is, to determine the filter matrices such that the filtering error system (7) is asymptotically stable with an H_∞ -norm bounded by γ .

4.1 Finite Frequency Case

Based on Theorem 3.1, we select for variables P_α , Q_α and \bar{P}_α the following structures

$$\begin{aligned} P_\alpha &= \begin{bmatrix} P_{1\alpha} & P_{2\alpha} \\ * & P_{3\alpha} \end{bmatrix}; \quad Q_\alpha = \begin{bmatrix} Q_{1\alpha} & Q_{2\alpha} \\ * & Q_{3\alpha} \end{bmatrix}; \\ \bar{P}_\alpha &= \begin{bmatrix} \bar{P}_{1\alpha} & \bar{P}_{2\alpha} \\ * & \bar{P}_{3\alpha} \end{bmatrix} \end{aligned} \tag{24}$$

Then, let the slack variables G_α , F_α , H_α , \bar{F}_α and \bar{G}_α take the following structure

$$\begin{aligned} G_\alpha &= \begin{bmatrix} G_{1\alpha} & V \\ G_{2\alpha} & V \end{bmatrix}; \quad F_\alpha = \begin{bmatrix} F_{1\alpha} & \lambda_1 V \\ F_{2\alpha} & \lambda_2 V \end{bmatrix}; \\ \bar{F}_\alpha &= \begin{bmatrix} \bar{F}_{1\alpha} & V \\ \bar{F}_{2\alpha} & V \end{bmatrix}; \quad \bar{G}_\alpha = \begin{bmatrix} \bar{G}_{1\alpha} & 0 \\ \bar{G}_{2\alpha} & 0 \end{bmatrix}; \\ H_\alpha &= [H_{1\alpha} \quad \lambda_3 V]. \end{aligned} \tag{25}$$

V is fixed for the entire uncertainty domain and, without loss of generality, invertible; the scalar parameters λ_1 , λ_2 and λ_3

will be used as optimization parameters. With a structure of variable matrices, we obtain the following results:

Theorem 4.1 Consider the system (1). For given a constants $\gamma > 0, \lambda_1, \lambda_2, \lambda_3$, a filter of from (6) exists such that the filtering error system in (7) is asymptotically stable with an H_∞ performance bound γ . If there exist Hermitian matrices $P_\alpha = \begin{bmatrix} P_{1\alpha} & P_{2\alpha} \\ * & P_{3\alpha} \end{bmatrix}, Q_\alpha = \begin{bmatrix} Q_{1\alpha} & Q_{2\alpha} \\ * & Q_{3\alpha} \end{bmatrix} > 0$ and symmetric matrix $\bar{P}_\alpha = \begin{bmatrix} \bar{P}_{1\alpha} & \bar{P}_{2\alpha} \\ * & \bar{P}_{3\alpha} \end{bmatrix} > 0$ and matrices $\hat{A}_f, \hat{B}_f, \hat{C}_f, \hat{D}_f, G_{1\alpha}, G_{2\alpha}, \bar{G}_{1\alpha}, \bar{G}_{2\alpha}, F_{1\alpha}, F_{2\alpha}, \bar{F}_{1\alpha}, \bar{F}_{2\alpha}, V$ and $H_{1\alpha}$, for all $\alpha \in (4)$ such that

$$\bar{\Omega}_\alpha + \bar{\Phi}_\alpha < 0 \tag{26}$$

$$\bar{\Psi}_\alpha < 0 \tag{27}$$

with

$$\bar{\Phi}_\alpha = \begin{bmatrix} \bar{\Phi}_{11\alpha} & -V - G_{1\alpha}^T & \bar{\Phi}_{13\alpha} & \bar{\Phi}_{14\alpha} & \bar{\Phi}_{15\alpha} & 0 \\ * & -V - V^T & \bar{\Phi}_{23\alpha} & \bar{\Phi}_{24\alpha} & \bar{\Phi}_{25\alpha} & 0 \\ * & * & \bar{\Phi}_{33\alpha} & \bar{\Phi}_{34\alpha} & \bar{\Phi}_{35\alpha} & L_\alpha^T - C_\alpha^T \hat{D}_f^T \\ * & * & * & \bar{\Phi}_{44\alpha} & \bar{\Phi}_{45\alpha} & -\hat{C}_f^T \\ * & * & * & * & \bar{\Phi}_{55\alpha} & E_\alpha^T - D_\alpha^T \hat{D}_f^T \\ * & * & * & * & * & -I \end{bmatrix}$$

$$\bar{\Psi}_\alpha = \begin{bmatrix} \bar{\Psi}_{11\alpha} & \bar{P}_{2\alpha} - V - \bar{F}_{2\alpha}^T & \bar{\Psi}_{13\alpha} & \hat{A}_f - \bar{G}_{2\alpha}^T \\ * & \bar{P}_{3\alpha} - V - V^T & \bar{\Psi}_{23\alpha} & \hat{A}_f \\ * & * & \bar{\Psi}_{33\alpha} & -\bar{P}_{2\alpha} + A_\alpha^T \bar{G}_{2\alpha}^T \\ * & * & * & -\bar{P}_{3\alpha} \end{bmatrix}$$

$$\begin{aligned} \bar{\Phi}_{11\alpha} &= -G_{1\alpha} - G_{1\alpha}^T; \\ \bar{\Phi}_{13\alpha} &= -F_{1\alpha}^T + G_{1\alpha} A_\alpha + \hat{B}_f C_\alpha; \\ \bar{\Phi}_{14\alpha} &= -F_{2\alpha}^T + \hat{A}_f; \\ \bar{\Phi}_{15\alpha} &= -H_{1\alpha}^T + G_{1\alpha} B_\alpha + \hat{B}_f D_\alpha; \\ \bar{\Phi}_{23\alpha} &= -\lambda_1 V^T + G_{2\alpha} A_\alpha + \hat{B}_f C(\alpha); \\ \bar{\Phi}_{24\alpha} &= -\lambda_2 V^T + \hat{A}_f; \\ \bar{\Phi}_{25\alpha} &= G_{2\alpha} B_\alpha + \hat{B}_f D_\alpha - \lambda_3 V^T; \\ \bar{\Phi}_{33\alpha} &= \text{sym}(F_{1\alpha} A_\alpha + \lambda_1 \hat{B}_f C_\alpha); \\ \bar{\Phi}_{34\alpha} &= \lambda_1 \hat{A}_f + A_\alpha^T F_{2\alpha}^T + \lambda_2 C_\alpha^T \hat{B}_f; \\ \bar{\Phi}_{35\alpha} &= A_\alpha^T H_{1\alpha}^T + \lambda_3 C_\alpha^T \hat{B}_f^T + F_{1\alpha} B_\alpha + \lambda_1 \hat{B}_f D_\alpha; \\ \bar{\Phi}_{44\alpha} &= \lambda_2 (A_f + A_f^T); \\ \bar{\Phi}_{45\alpha} &= \lambda_3 \hat{A}_f^T + F_{2\alpha} B_\alpha + \lambda_2 \hat{B}_f D_\alpha; \\ \bar{\Phi}_{55\alpha} &= -\gamma^2 I + \text{sym}(H_{1\alpha} B_\alpha + \lambda_3 \hat{B}_f D_\alpha); \\ \bar{\Psi}_{11\alpha} &= \bar{P}_{1\alpha} - \bar{F}_{1\alpha} - \bar{F}_{1\alpha}^T; \\ \bar{\Psi}_{13\alpha} &= \bar{F}_{1\alpha} A_\alpha + \hat{B}_f C_\alpha - \bar{G}_{1\alpha}^T; \end{aligned}$$

$$\begin{aligned} \bar{\Psi}_{23\alpha} &= \bar{F}_{2\alpha} A_\alpha + \hat{B}_f C_\alpha; \\ \bar{\Psi}_{33\alpha} &= -\bar{P}_{3\alpha} + \text{sym}(\bar{G}_{1\alpha} A_\alpha); \end{aligned}$$

Matrix $\bar{\Omega}_\alpha$ is defined as follows:

– For the low-frequency (LF) range $|\theta| \leq \theta_l$

$$\bar{\Omega}_\alpha = \begin{bmatrix} P_{1\alpha} & P_{2\alpha} & Q_{1\alpha} & Q_{2\alpha} & 0 & 0 \\ * & P_{3\alpha} & Q_{2\alpha}^T & Q_{3\alpha} & 0 & 0 \\ * & * & \bar{\Omega}_{1\alpha} & -P_{2\alpha} - 2\cos\theta_l Q_{2\alpha} & 0 & 0 \\ * & * & * & -P_{3\alpha} - 2\cos\theta_l Q_{3\alpha} & 0 & 0 \\ * & * & * & * & 0 & 0 \\ * & * & * & * & * & 0 \end{bmatrix}$$

$$\bar{\Omega}_{1\alpha} = -P_{1\alpha} - 2\cos\theta_l Q_{1\alpha}.$$

– For the middle-frequency (MF) range $\theta_l \leq \theta \leq \theta_2$

$$\bar{\Omega}_\alpha = \begin{bmatrix} P_{1\alpha} & P_{2\alpha} & e^{j\theta_c} Q_{1\alpha} & e^{j\theta_c} Q_{2\alpha} & 0 & 0 \\ * & P_{3\alpha} & e^{-j\theta_c} Q_{2\alpha}^T & e^{j\theta_c} Q_{3\alpha} & 0 & 0 \\ * & * & \bar{\Omega}_{1\alpha} & -P_{2\alpha} - 2\cos\theta_w Q_{2\alpha} & 0 & 0 \\ * & * & * & -P_{3\alpha} - 2\cos\theta_w Q_{3\alpha} & 0 & 0 \\ * & * & * & * & 0 & 0 \\ * & * & * & * & * & 0 \end{bmatrix}$$

$$\bar{\Omega}_{1\alpha} = -P_{1\alpha} - 2\cos\theta_w Q_{1\alpha};$$

$$\theta_c = \frac{(\theta_1 + \theta_2)}{2}; \quad \theta_w = \frac{(\theta_2 - \theta_1)}{2}.$$

– For the high-frequency (HF) range $|\theta| \geq \theta_h$

$$\bar{\Omega}_\alpha = \begin{bmatrix} P_{1\alpha} & P_{2\alpha} & -Q_{1\alpha} & -Q_{2\alpha} & 0 & 0 \\ * & P_{3\alpha} & -Q_{2\alpha}^T & -Q_{3\alpha} & 0 & 0 \\ * & * & \bar{\Omega}_{1\alpha} & -P_{2\alpha} + 2\cos\theta_h Q_{2\alpha} & 0 & 0 \\ * & * & * & -P_{3\alpha} + 2\cos\theta_h Q_{3\alpha} & 0 & 0 \\ * & * & * & * & 0 & 0 \\ * & * & * & * & * & 0 \end{bmatrix}$$

$$\bar{\Omega}_{1\alpha} = -P_{1\alpha} + 2\cos\theta_h Q_{1\alpha}.$$

Moreover, if the previous conditions are satisfied, an state-space realization of the H_∞ filter is given by

$$A_f = V^{-1} \hat{A}_f, \quad B_f = V^{-1} \hat{B}_f, \quad C_f = \hat{C}_f, \quad D_f = \hat{D}_f \tag{28}$$

4.2 Entire Frequency Case

In this subsection, we discuss the entire frequency (EF) case of Theorem 4.1. For the EF case, $Q_{k\alpha}$ is set as $Q_{k\alpha} = 0, k = 1, 2, 3$ while P_α is set to satisfy $\begin{bmatrix} P_{1\alpha} & P_{2\alpha} \\ * & P_{3\alpha} \end{bmatrix} > 0$ such that stability is also implied by inequality in (26). In summary, Theorem (4.1) is reduced to the following result for EF H_∞ filtering.

Corollary 1 Consider the system in (1). For Given $\gamma > 0$, and scalars $\lambda_1, \lambda_2, \lambda_3$, a filter of from (5) exists such that the filtering error system in (6) is asymptotically stable with an H_∞ performance bound γ . If there exist symmetric matrix $\bar{P}_\alpha = \begin{bmatrix} \bar{P}_{1\alpha} & \bar{P}_{2\alpha} \\ * & \bar{P}_{3\alpha} \end{bmatrix} > 0$ and matrices $\hat{A}_f, \hat{B}_f, \hat{C}_f, \hat{D}_f, G_{1\alpha}, G_{2\alpha}, F_{1\alpha}, F_{2\alpha}, V$ and $H_{1\alpha}$, for all $\alpha \in (4)$ satisfying

$$\bar{\bar{E}}_\alpha = \begin{bmatrix} \bar{\bar{E}}_{11\alpha} & \bar{\bar{E}}_{12\alpha} & \bar{\bar{E}}_{13\alpha} & \bar{\bar{E}}_{14\alpha} & \bar{\bar{E}}_{15\alpha} & 0 \\ * & \bar{\bar{E}}_{22\alpha} & \bar{\bar{E}}_{23\alpha} & \bar{\bar{E}}_{24\alpha} & \bar{\bar{E}}_{25\alpha} & 0 \\ * & * & \bar{\bar{E}}_{33\alpha} & \bar{\bar{E}}_{34\alpha} & \bar{\bar{E}}_{35\alpha} & L_\alpha^T - C_\alpha^T \hat{D}_f^T \\ * & * & * & \bar{\bar{E}}_{44\alpha} & \bar{\bar{E}}_{45\alpha} & -\hat{C}_f^T \\ * & * & * & * & \bar{\bar{E}}_{55\alpha} & E_\alpha^T - D_\alpha^T \hat{D}_f^T \\ * & * & * & * & * & -I \end{bmatrix} < 0 \tag{29}$$

$$\begin{aligned} \bar{\bar{E}}_{11\alpha} &= P_{1\alpha} - G_{1\alpha} - G_{1\alpha}^T, \\ \bar{\bar{E}}_{12\alpha} &= P_{2\alpha} - V - G_{2\alpha}^T; \\ \bar{\bar{E}}_{13\alpha} &= -F_{1\alpha}^T + G_{1\alpha} A_\alpha + \hat{B}_f C_\alpha; \\ \bar{\bar{E}}_{14\alpha} &= -F_{2\alpha}^T + \hat{A}_f; \\ \bar{\bar{E}}_{15\alpha} &= -H_{1\alpha}^T + G_{1\alpha} B_\alpha + \hat{B}_f D_\alpha; \\ \bar{\bar{E}}_{22\alpha} &= P_3(\alpha) - V - V^T; \\ \bar{\bar{E}}_{23\alpha} &= -\lambda_1 V^T + G_{2\alpha} A_\alpha + \hat{B}_f C_\alpha; \\ \bar{\bar{E}}_{24\alpha} &= -\lambda_2 V^T + \hat{A}_f; \\ \bar{\bar{E}}_{25\alpha} &= G_{2\alpha} B_\alpha + \hat{B}_f D_\alpha - \lambda_3 V^T; \\ \bar{\bar{E}}_{33\alpha} &= -P_{1\alpha} + \text{sym}(F_{1\alpha} A_\alpha + \lambda_1 \hat{B}_f C_\alpha); \\ \bar{\bar{E}}_{34\alpha} &= -P_{2\alpha} + \lambda_1 \hat{A}_f + A_\alpha^T F_{2\alpha}^T + \lambda_2 C_\alpha^T \hat{B}_f; \\ \bar{\bar{E}}_{35\alpha} &= A_\alpha^T H_{1\alpha}^T + \lambda_3 C_\alpha^T \hat{B}_f + F_{1\alpha} B_\alpha + \lambda_1 \hat{B}_f D_\alpha; \\ \bar{\bar{E}}_{44\alpha} &= -P_{3\alpha} + \lambda_2 (A_f + A_f^T); \\ \bar{\bar{E}}_{45\alpha} &= \lambda_3 \hat{A}_f^T + F_{2\alpha} B_\alpha + \lambda_2 \hat{B}_f D_\alpha; \\ \bar{\bar{E}}_{55\alpha} &= -\gamma^2 I + \text{sym}(H_{1\alpha} B_\alpha) + \lambda_3 \hat{B}_f D_\alpha. \end{aligned}$$

Moreover, if (29) are feasible, then a suitable filter can be obtained by (28).

4.3 Solution Using Parameter-Dependent Polynomials

Before presenting the formulation of Theorem 4.1 and Corollary 2 using homogeneous polynomially parameter-dependent matrices, some definitions and preliminaries from Gao et al. (2008) are needed to represent and handle products and sums of homogeneous polynomials. First, we define the homogeneous polynomially parameter-dependent matrices of degree g by

$$\bar{P}_{1\alpha} = \sum_{j=1}^{J(g)} \alpha_1^{k_1} \alpha_2^{k_2} \dots \alpha_s^{k_s} \bar{P}_{1k_j(g)}, [k_1, k_2, \dots, k_N] = K_j(g) \tag{30}$$

Similarly, matrices $\bar{P}_{2\alpha}, \bar{P}_{3\alpha}, P_{v\alpha}, Q_{v\alpha}, v = 1, 2, 3, F_{t\alpha}, \bar{F}_{t\alpha}, G_{t\alpha}, \bar{G}_{t\alpha}, t = 1, 2$ and $H_{1\alpha}$ take the same form.

The notations in the above are explained as follows. Define $K(g)$ as the set of N -tuples obtained as all possible combination of $[k_1, k_2, \dots, k_N]$, with k_i being nonnegative integers, such that $k_1 + k_2 + \dots + k_N = g$. $K_j(g)$ is the j th N -tuples of $K(g)$ which is lexically ordered, $j = 1, \dots, J(g)$. Since the number of vertices in the polytope Γ is equal to s , the number of elements in $K(g)$ as given by $J(g) = \frac{(N+g-1)!}{g!(N-1)!}$. These elements define the subscripts k_1, k_2, \dots, k_N of the constant matrices

$$\begin{aligned} \bar{P}_{vk_1, k_2, \dots, k_N} &\triangleq \bar{P}_{vk_j(g)}; & P_{vk_1, k_2, \dots, k_N} &\triangleq P_{vk_j(g)}; \\ Q_{vk_1, k_2, \dots, k_N} &\triangleq Q_{vk_j(g)}; & F_{tk_1, k_2, \dots, k_N} &\triangleq F_{tk_j(g)}; \\ \bar{F}_{tk_1, k_2, \dots, k_N} &\triangleq \bar{F}_{tk_j(g)}; & G_{tk_1, k_2, \dots, k_N} &\triangleq G_{tk_j(g)}; \\ \bar{G}_{tk_1, k_2, \dots, k_N} &\triangleq \bar{G}_{tk_j(g)}; & H_{1k_1, k_2, \dots, k_N} &\triangleq H_{1k_j(g)}. \end{aligned}$$

(where $v = 1, 2, 3$ and $t = 1, 2$), which are used to construct the homogeneous polynomial dependent matrices $\bar{P}_{v\alpha}, P_{v\alpha}, Q_{v\alpha}, F_{t\alpha}, \bar{F}_{t\alpha}, G_{t\alpha}, \bar{G}_{t\alpha}$ (where $v = 1, 2, 3$ and $t = 1, 2$) and $H_{1\alpha}$ in (29).

For each set $K(g)$, define also the set $I(g)$ with elements $I_j(g)$ given by subsets of $i, i \in \{1, 2, \dots, N\}$, associated to s -tuples $K_j(g)$ whose k_i 's are nonzero. For each $i, i = 1, \dots, N$, define the s -tuples $K_j^i(g)$ as being equal to $K_j(g)$ but with $k_i > 0$ replaced by $k_i - 1$. Note that the s -tuples $K_j^i(g)$ are defined only in the cases where the corresponding k_i is positive. Note also that, when applied to the elements of $K(g+1)$, the s -tuples $K_j^i(g+1)$ define subscripts k_1, k_2, \dots, k_N of matrices $\bar{P}_{vk_1, k_2, \dots, k_N}, P_{vk_1, k_2, \dots, k_N}, Q_{vk_1, k_2, \dots, k_N}, F_{tk_1, k_2, \dots, k_N}, G_{tk_1, k_2, \dots, k_N}, \bar{F}_{tk_1, k_2, \dots, k_N}, \bar{G}_{tk_1, k_2, \dots, k_N}$, (where $v = 1, 2, 3$ and $t = 1, 2$) and $H_{1k_1, k_2, \dots, k_N}$, associated with homogeneous polynomial parameter-dependent matrices of degree g .

Finally, define the scalar constant coefficients $\beta_j^i(g+1) = \frac{g!}{(k_1! k_2! \dots k_N!)}$, with $[k_1, k_2, \dots, k_N] \in K_j^i(g+1)$.

The main result in this section is given by the following Theorem 4.2 and Corollary 2 respectively.

Theorem 4.2 Given a stable system (1). For given a constants $\gamma > 0, \lambda_1, \lambda_2, \lambda_3$, a filter of from (5) exists such that the filtering error system in (6) is asymptotically stable with an H_∞ performance bound γ . If there exist Hermitian matrices $P(k_j(g)) = \begin{bmatrix} P_{1k_j(g)} & P_{2k_j(g)} \\ * & P_{3k_j(g)} \end{bmatrix}, Q(k_j(g)) =$

$$\begin{bmatrix} Q_{1k_j(g)} & Q_{2k_j(g)} \\ * & Q_{3k_j(g)} \end{bmatrix} > 0 \text{ and symmetric matrix } \bar{P}(k_j(g)) = \begin{bmatrix} \bar{P}_{1k_j(g)} & \bar{P}_{2k_j(g)} \\ * & \bar{P}_{3k_j(g)} \end{bmatrix} > 0, \text{ matrices } \hat{A}_f, \hat{B}_f, \hat{C}_f, \hat{D}_f, G_{tk_j(g)}, F_{tk_j(g)}$$

(where $t = 1, 2$), $H_{1k_j(g)}, V$ and the real scalars λ_1, λ_2 and λ_3 such that the following LMIs hold for all $K_l(g+1) \in K(g+1), l = 1, \dots, J(g+1)$:

$$\sum_{i \in I_i(g+1)} [\bar{\Omega}_k + \bar{\Phi}_k] < 0 \tag{31}$$

$$\sum_{i \in I_i(g+1)} \bar{\Psi}_k < 0 \tag{32}$$

with

$$\bar{\Phi}_k = \begin{bmatrix} \bar{\Phi}_{11k} & \bar{\Phi}_{12k} & \bar{\Phi}_{13k} & \bar{\Phi}_{14k} & \bar{\Phi}_{15k} & 0 \\ * & \bar{\Phi}_{22k} & \bar{\Phi}_{23k} & \bar{\Phi}_{24k} & \bar{\Phi}_{25k} & 0 \\ * & * & \bar{\Phi}_{33k} & \bar{\Phi}_{34k} & \bar{\Phi}_{35k} & \bar{\Phi}_{36k} \\ * & * & * & \bar{\Phi}_{44k} & \bar{\Phi}_{45k} & -\beta_j^i(g+1)\hat{C}_f^T \\ * & * & * & * & \bar{\Phi}_{55k} & \bar{\Phi}_{56k} \\ * & * & * & * & * & -\beta_j^i(g+1)I \end{bmatrix}$$

$$\bar{\Psi}_k = \begin{bmatrix} \bar{\Psi}_{11k} & \bar{\Psi}_{12k} & \bar{\Psi}_{13k} & \beta_j^i(g+1)\hat{A}_f - \bar{G}_{2k_j(g)}^T \\ * & \bar{\Psi}_{22k} & \bar{\Psi}_{3k} & \beta_j^i(g+1)\hat{A}_f \\ * & * & \bar{\Psi}_{4k} & -\bar{P}_{2k_j(g)} + A_i^T \bar{G}_{2k_j(g)}^T \\ * & * & * & -\bar{P}_{3k_j(g)} \end{bmatrix}$$

$$\begin{aligned} \bar{\Phi}_{11k} &= -G_{1k_j(g)} - G_{1k_j(g)}^T; \\ \bar{\Phi}_{12k} &= -\beta_j^i(g+1)V - G_{2k_j(g)}^T; \\ \bar{\Phi}_{13k} &= -F_{1k_j(g)}^T + G_{1k_j(g)}A_i + \beta_j^i(g+1)\hat{B}_f C_i; \\ \bar{\Phi}_{14k} &= -F_{2k_j(g)}^T + \beta_j^i(g+1)\hat{A}_f; \\ \bar{\Phi}_{15k} &= -H_{1k_j(g)}^T + G_{1k_j(g)}B_i + \beta_j^i(g+1)\hat{B}_f D_i; \\ \bar{\Phi}_{23k} &= -\lambda_1 \beta_j^i(g+1)V^T + G_{2k_j(g)}A_i + \beta_j^i(g+1)\hat{B}_f C_i; \\ \bar{\Phi}_{24k} &= -\lambda_2 \beta_j^i(g+1)V^T + \beta_j^i(g+1)\hat{A}_f; \\ \bar{\Phi}_{25k} &= G_{2k_j(g)}B_i + \beta_j^i(g+1)\hat{B}_f D_i - \lambda_3 \beta_j^i(g+1)V^T; \\ \bar{\Phi}_{33k} &= \text{sym}(F_{1k_j(g)}A_i + \lambda_1 \beta_j^i(g+1)\hat{B}_f C_i); \\ \bar{\Phi}_{34k} &= \lambda_1 \beta_j^i(g+1)\hat{A}_f + A_i^T F_{2k_j(g)}^T + \lambda_2 \beta_j^i(g+1)C_i^T \hat{B}_f; \\ \bar{\Phi}_{35k} &= A_i^T H_{1k_j(g)}^T + \lambda_3 \beta_j^i(g+1)C_i^T \hat{B}_f \\ &\quad + F_{1k_j(g)}B_i + \lambda_1 \beta_j^i(g+1)\hat{B}_f D_i; \\ \bar{\Phi}_{36k} &= \beta_j^i(g+1)L_i^T - \beta_j^i(g+1)C_i^T \hat{D}_f^T; \\ \bar{\Phi}_{44k} &= \lambda_2 \beta_j^i(g+1)(A_f + A_f^T); \\ \bar{\Phi}_{45k} &= \lambda_3 \beta_j^i(g+1)\hat{A}_f^T + F_{2k_j(g)}B_i + \lambda_2 \beta_j^i(g+1)\hat{B}_f D_i; \\ \bar{\Phi}_{55k} &= -\beta_j^i(g+1)\gamma^2 I + \text{sym}(H_{1k_j(g)}B_i \\ &\quad + \lambda_3 \beta_j^i(g+1)\hat{B}_f D_i); \\ \bar{\Phi}_{56k} &= \beta_j^i(g+1)E_i^T - \beta_j^i(g+1)D_i^T \hat{D}_f^T; \\ \bar{\Psi}_{11k} &= \bar{P}_{1k_j(g)} - \bar{F}_{1k_j(g)} - \bar{F}_{1k_j(g)}^T; \\ \bar{\Psi}_{12k} &= \bar{P}_{2k_j(g)} - \beta_j^i(g+1)V - \bar{F}_{2k_j(g)}^T; \\ \bar{\Psi}_{13k} &= \bar{F}_{1k_j(g)}A_i + \beta_j^i(g+1)\hat{B}_f C_i - \bar{G}_{1k_j(g)}^T; \end{aligned}$$

$$\begin{aligned} \bar{\Psi}_{22k} &= \bar{P}_{3k_j(g)} - \beta_j^i(g+1)V - \beta_j^i(g+1)V^T; \\ \bar{\Psi}_{3k} &= \bar{F}_{2k_j(g)}A_i + \beta_j^i(g+1)\hat{B}_f C_i; \\ \bar{\Psi}_{4k} &= -\bar{P}_{3k_j(g)} + \text{sym}(\bar{G}_{1k_j(g)}A_i). \end{aligned}$$

Matrix $\bar{\Omega}_k$ is defined as follows:

- For the low-frequency (LF) range $|\theta| \leq \theta_1$

$$\bar{\Omega}_k = \begin{bmatrix} P_{1k_j(g)} & P_{2k_j(g)} & Q_{1k_j(g)} & Q_{2k_j(g)} & 0 & 0 \\ * & P_{3k_j(g)} & Q_{2k_j(g)}^T & Q_{3k_j(g)} & 0 & 0 \\ * & * & \bar{\Omega}_{21k} & \bar{\Omega}_{2k} & 0 & 0 \\ * & * & * & \bar{\Omega}_{3k} & 0 & 0 \\ * & * & * & * & 0 & 0 \\ * & * & * & * & * & 0 \end{bmatrix}$$

$$\begin{aligned} \bar{\Omega}_{21k} &= -P_{1k_j(g)} - 2\cos\theta_1 Q_{1k_j(g)}; \\ \bar{\Omega}_{2k} &= -P_{2k_j(g)} - 2\cos\theta_1 Q_{2k_j(g)}; \\ \bar{\Omega}_{3k} &= -P_{3k_j(g)} - 2\cos\theta_1 Q_{3k_j(g)}. \end{aligned}$$

- For the middle-frequency (MF) range $\theta_1 \leq \theta \leq \theta_2$

$$\bar{\Omega}_k = \begin{bmatrix} P_{1k_j(g)} & P_{2k_j(g)} & e^{j\theta_c} Q_{1k_j(g)} & Q_{2k_j(g)} & 0 & 0 \\ * & P_{3k_j(g)} & e^{-j\theta_c} Q_{2k_j(g)}^T & e^{j\theta_c} Q_{3k_j(g)} & 0 & 0 \\ * & * & \bar{\Omega}_{21k} & \bar{\Omega}_{2k} & 0 & 0 \\ * & * & * & \bar{\Omega}_{3k} & 0 & 0 \\ * & * & * & * & 0 & 0 \\ * & * & * & * & * & 0 \end{bmatrix}$$

$$\begin{aligned} \bar{\Omega}_{21k} &= -P_{1k_j(g)} - 2\cos\theta_w Q_{1k_j(g)}; \\ \bar{\Omega}_{2k} &= -P_{2k_j(g)} - 2\cos\theta_w Q_{2k_j(g)}; \\ \bar{\Omega}_{3k} &= -P_{3k_j(g)} - 2\cos\theta_w Q_{3k_j(g)}; \\ \theta_c &= \frac{(\theta_1 + \theta_2)}{2}, \quad \theta_w = \frac{(\theta_2 - \theta_1)}{2}. \end{aligned}$$

- For the high-frequency (HF) range $|\theta| \geq \theta_h$

$$\bar{\Omega}_\alpha = \begin{bmatrix} P_{1k_j(g)} & P_{2k_j(g)} & -Q_{1k_j(g)} & Q_{2k_j(g)} & 0 & 0 \\ * & P_{3k_j(g)} & -Q_{2k_j(g)}^T & -Q_{3k_j(g)} & 0 & 0 \\ * & * & \bar{\Omega}_{21k} & \bar{\Omega}_{2k} & 0 & 0 \\ * & * & * & \bar{\Omega}_{3k} & 0 & 0 \\ * & * & * & * & 0 & 0 \\ * & * & * & * & * & 0 \end{bmatrix}$$

$$\begin{aligned} \bar{\Omega}_{21k} &= -P_{1k_j(g)} + 2\cos\theta_h Q_{1k_j(g)}; \\ \bar{\Omega}_{2k} &= -P_{2k_j(g)} + 2\cos\theta_h Q_{2k_j(g)}; \\ \bar{\Omega}_{3k} &= -P_{3k_j(g)} + 2\cos\theta_h Q_{3k_j(g)}. \end{aligned}$$

Then the homogeneous polynomially parameter-dependent matrices given by (30) ensure (26) and (27) for all $\alpha \in \Gamma$. Moreover, if the LMIs of (31) and (32) are fulfilled for a given degree \bar{g} , then the LMIs corresponding to any degree $g > \bar{g}$ are also satisfied.

Proof 4.3 The proof is similar to that of Theorem 3 in Gao et al. (2008) and is thus omitted. \square

Corollary 2 Given a stable system (1). For given a constants $\gamma > 0, \lambda_1, \lambda_2, \lambda_3$, a filter of from (5) exists such that the filtering error system in (6) is asymptotically stable with an H_∞ performance bound γ . If there exist symmetric matrix $P(k_j(g)) = \begin{bmatrix} P_{1k_j(g)} & P_{2k_j(g)} \\ * & P_{3k_j(g)} \end{bmatrix} > 0$, matrices $\hat{A}_f, \hat{B}_f, \hat{C}_f, \hat{D}_f, \bar{G}_{1k_j(g)}, \bar{F}_{1k_j(g)}$ (where $t = 1, 2$), $H_{1k_j(g)}, V$ and the real scalars λ_1, λ_2 and λ_3 such that the following LMIs hold for all $K_l(g+1) \in K(g+1), l = 1, \dots, J(g+1)$:

$$\bar{\mathcal{E}}_k = \begin{bmatrix} \bar{\mathcal{E}}_{11k} & \bar{\mathcal{E}}_{12k} & \bar{\mathcal{E}}_{13k} & \bar{\mathcal{E}}_{14k} & \bar{\mathcal{E}}_{15k} & 0 \\ * & \bar{\mathcal{E}}_{22k} & \bar{\mathcal{E}}_{23k} & \bar{\mathcal{E}}_{24k} & \bar{\mathcal{E}}_{25k} & 0 \\ * & * & \bar{\mathcal{E}}_{33k} & \bar{\mathcal{E}}_{34k} & \bar{\mathcal{E}}_{35k} & \bar{\mathcal{E}}_{36k} \\ * & * & * & \bar{\mathcal{E}}_{44k} & \bar{\mathcal{E}}_{45k} & -\beta_j^i(g+1)\hat{C}_f^T \\ * & * & * & * & \bar{\mathcal{E}}_{55k} & \bar{\mathcal{E}}_{46k} \\ * & * & * & * & * & -\beta_j^i(g+1)I \end{bmatrix} < 0 \tag{33}$$

with

$$\begin{aligned} \bar{\mathcal{E}}_{11k} &= P_{1k_j(g)} - G_{1k_j(g)} - G_{1k_j(g)}^T, \\ \bar{\mathcal{E}}_{12k} &= P_{2k_j(g)} - \beta_j^i(g+1)V - G_{2k_j(g)}^T; \\ \bar{\mathcal{E}}_{13k} &= -F_{1k_j(g)}^T + G_{1k_j(g)}A_i + \beta_j^i(g+1)\hat{B}_f C_i; \\ \bar{\mathcal{E}}_{14k} &= -F_{2k_j(g)}^T + \beta_j^i(g+1)\hat{A}_f; \\ \bar{\mathcal{E}}_{15k} &= -H_{1k_j(g)}^T + G_{1k_j(g)}B_i + \beta_j^i(g+1)\hat{B}_f D_i; \\ \bar{\mathcal{E}}_{22k} &= P_{3k_j(g)} - \beta_j^i(g+1)V - \beta_j^i(g+1)V^T; \\ \bar{\mathcal{E}}_{23k} &= -\beta_j^i(g+1)\lambda_1 V^T + G_{2k_j(g)}A_i + \beta_j^i(g+1)\hat{B}_f C_i; \\ \bar{\mathcal{E}}_{24k} &= -\beta_j^i(g+1)\lambda_2 V^T + \beta_j^i(g+1)\hat{A}_f; \\ \bar{\mathcal{E}}_{25k} &= G_{2k_j(g)}B_i + \beta_j^i(g+1)\hat{B}_f D_i - \beta_j^i(g+1)\lambda_3 V^T; \\ \bar{\mathcal{E}}_{33k} &= -P_{1k_j(g)} + \text{sym}(F_{1k_j(g)}A_i + \beta_j^i(g+1)\lambda_1 \hat{B}_f C_i); \\ \bar{\mathcal{E}}_{34k} &= -P_{2k_j(g)} + \beta_j^i(g+1)\lambda_1 \hat{A}_f + A_i^T F_{2k_j(g)}^T \\ &\quad + \beta_j^i(g+1)\lambda_2 C_i^T \hat{B}_f; \\ \bar{\mathcal{E}}_{35k} &= A_i^T H_{1\alpha}^T + \beta_j^i(g+1)\lambda_3 C_i^T \hat{B}_f^T + F_{1k_j(g)}B_i \\ &\quad + \beta_j^i(g+1)\lambda_1 \hat{B}_f D_i; \\ \bar{\mathcal{E}}_{36k} &= \beta_j^i(g+1)L_i^T - \beta_j^i(g+1)C_i^T \hat{D}_f^T; \\ \bar{\mathcal{E}}_{44k} &= -P_{3k_j(g)} + \beta_j^i(g+1)\lambda_2(A_f + A_f^T); \\ \bar{\mathcal{E}}_{45k} &= \beta_j^i(g+1)\lambda_3 \hat{A}_f^T + F_{2k_j(g)}B_i + \beta_j^i(g+1)\lambda_2 \hat{B}_f D_i; \\ \bar{\mathcal{E}}_{45k} &= \beta_j^i(g+1)E_i^T - \beta_j^i(g+1)D_i^T \hat{D}_f^T; \\ \bar{\mathcal{E}}_{55k} &= -\beta_j^i(g+1)\gamma^2 I + \text{sym}(H_{1k_j(g)}B_i) \\ &\quad + \beta_j^i(g+1)\lambda_3 \hat{B}_f D_i. \end{aligned}$$

Then the homogeneous polynomially parameter-dependent matrices given by (30) ensure (29) for all $\alpha \in \Gamma$. Moreover, if the LMIs of (33) is fulfilled for a given degree \bar{g} , then the LMIs corresponding to any degree $g > \bar{g}$ are also satisfied.

Proof 4.4 The proof is parallel to that of Theorem 3 in Gao et al. (2008), using the result in Corollary 2, so it is omitted. \square

Remark 4.5 Theorem 4.2 provide sufficient conditions for the FF H_∞ filtering for uncertain discrete-time linear systems in different frequency ranges. Numerical examples show that the proposed FF approach has better performances than the existing full frequency ones when the frequency ranges of the noises are known.

Remark 4.6 When the scalars λ_1, λ_2 and λ_3 of Theorems 4.1, 4.2 and Corollaries 1, 2 are fixed to be constants, then (26), (27), (29), (31), (32) and (33) are LMIs which are effectively linear in the variables. To select values for these scalars, optimization can be used to optimize some performance measure (for example γ , the disturbance attenuation level).

Remark 4.7 As the degree g of the polynomial increases, the conditions become less conservative since new free variables are added to the LMIs. Although the number of LMIs is also increased, each LMIs becomes easier to be fulfilled due to the extra degrees of freedom provided by the new free variables and smaller values of H_∞ guaranteed costs can be obtained.

5 Numerical Examples

In this section, simulation examples are provided to illustrate the effectiveness of the proposed filtering design approach. We compare our work with some elegant results from the literature.

5.1 Numerical Example 1:

Consider a system of from (1) is described by Gao and Li (2014):

$$\begin{aligned} x(k+1) &= \begin{bmatrix} \delta & -0.5 \\ 1 & 1 \end{bmatrix} x(k) + \begin{bmatrix} -6 & 0 \\ 2 & 0 \end{bmatrix} w(k) \\ y(k) &= [-100 \quad 10]x(k) + [0 \quad 1]w(k) \\ z(k) &= [1 \quad 0]x(k) + [0 \quad 0]w(k) \end{aligned} \tag{34}$$

The uncertain parameters δ is now assumed to be $-0.25 \leq \delta \leq 0.25$, so the above system is represented by a two-vertex polytope. Our aim is to design a finite frequency H_∞ filter in the form of (6) such that the resulting filtering error system in (7) is asymptotically stable with a guaranteed H_∞ disturbance attenuation level.

Table 1 Comparison of filtering performance obtained by different methods for example 1

Degree	EF		FF		
	Alg8 (Gao and Li 2014)	Cor2	$ \theta \leq \frac{\pi}{8}$	$\frac{\pi}{8} \leq \theta \leq \frac{\pi}{5}$	$ \theta \geq \frac{\pi}{6}$
$g = 0$	–	1.0494 $\lambda_1 = -0.4859$ $\lambda_2 = -0.4999$ $\lambda_3 = -0.0393$	0.4579 $\lambda_1 = 4.4769$ $\lambda_2 = 0.6600$ $\lambda_3 = 6.4018$	0.7626 $\lambda_1 = 7.9212$ $\lambda_2 = 0.6948$ $\lambda_3 = -1.4692$	0.2000 $\lambda_1 = 2.7229$ $\lambda_2 = -0.9996$ $\lambda_3 = 6.2135$
$g = 1$	1.24920	0.2815 $\lambda_1 = 5.1468$ $\lambda_2 = -0.8016$ $\lambda_3 = 4.1215$	0.1862 $\lambda_1 = 3.6661$ $\lambda_2 = -0.7709$ $\lambda_3 = 5.3333$	0.2389 $\lambda_1 = -0.5685$ $\lambda_2 = -0.5539$ $\lambda_3 = -0.0136$	0.1453 $\lambda_1 = 2.8207$ $\lambda_2 = -0.8827$ $\lambda_3 = 5.6638$
$g = 2$	–	0.2558 $\lambda_1 = -0.4138$ $\lambda_2 = -0.4121$ $\lambda_3 = -0.1113$	0.1688 $\lambda_1 = 3.3936$ $\lambda_2 = -0.8342$ $\lambda_3 = 3.8570$	0.2268 $\lambda_1 = -0.5337$ $\lambda_2 = -0.5149$ $\lambda_3 = 0.0000$	0.1453 $\lambda_1 = 3.3539$ $\lambda_2 = -0.8539$ $\lambda_3 = 5.6793$

Values of H_∞ performance are highlighted in bold

LMIs (31), (32) and (33) were solved using Yalmip (Lofberg 2004) and SeDuMi (Sturm et al. 1999) in MATLAB 7.6, for increasing values of the degree g . The comparison result with the technique proposed in Algorithm 8 (Gao and Li 2014) is shown in Table 1, which shows the smaller conservativeness of the approach proposed in this paper.

In addition, the H_∞ performance improved when the parameters $\lambda_1, \lambda_2, \lambda_3$ and λ_4 of Theorem 4.2 and Corollary 2 are searched using simplex algorithm. The role of these scalar parameters in the LMIs conditions is to provide extra degrees and to reduce the conservativeness of the LMIs tests.

The filter parameters are given as follows:

5.1.1 Entire Frequency Case:(Corollary 1)

For degree $g = 0$, the obtained disturbance attenuation level is $\gamma = 1.0494$ and the corresponding filter matrices are:

$$\begin{bmatrix} A_f & B_f \\ C_f & D_f \end{bmatrix} = \begin{bmatrix} -0.2093 & -0.7442 & 0.0044 \\ 0.5058 & 1.1290 & 0.0045 \\ -0.0430 & -0.0956 & -0.0096 \end{bmatrix} \quad (35)$$

On the other hand, when degree $g = 1, \gamma = 0.2815$ and the corresponding filter matrices are:

$$\begin{bmatrix} A_f & B_f \\ C_f & D_f \end{bmatrix} = \begin{bmatrix} 0.8046 & 0.0069 & 0.0542 \\ 0.8335 & 0.8632 & -0.0151 \\ -0.0134 & -0.0012 & -0.0096 \end{bmatrix} \quad (36)$$

Finally, when degree $g = 2, \gamma = 0.2558$ and the corresponding filter matrices are:

$$\begin{bmatrix} A_f & B_f \\ C_f & D_f \end{bmatrix} = \begin{bmatrix} -0.7178 & -0.5175 & 0.0114 \\ 0.5500 & 1.0740 & 0.0035 \\ -0.0329 & -0.0967 & -0.0097 \end{bmatrix} \quad (37)$$

5.1.2 Finite Frequency: (Theorem 4.2)

Low-Frequency (LF) Range $|\theta| \leq \frac{\pi}{8}$: For degree $g = 0, \gamma = 0.4579$ and the corresponding filter matrices are:

$$\begin{bmatrix} A_f & B_f \\ C_f & D_f \end{bmatrix} = \begin{bmatrix} 0.6520 & -0.0023 & 0.0447 \\ 0.9481 & 0.8836 & -0.0201 \\ -0.0161 & -0.0050 & -0.0097 \end{bmatrix} \quad (38)$$

In addition, when degree $g = 1, \gamma = 0.1862$ and the corresponding filter matrices are:

$$\begin{bmatrix} A_f & B_f \\ C_f & D_f \end{bmatrix} = \begin{bmatrix} 0.7468 & -0.0034 & 0.0356 \\ 0.8791 & 0.9213 & -0.0085 \\ -0.0202 & -0.0035 & -0.0097 \end{bmatrix} \quad (39)$$

Finally, when $g = 2, \gamma = 0.1688$ and the corresponding filter matrices are:

$$\begin{bmatrix} A_f & B_f \\ C_f & D_f \end{bmatrix} = \begin{bmatrix} 0.8393 & 0.0010 & 0.0377 \\ 0.7943 & 0.8951 & -0.0080 \\ -0.0183 & -0.0014 & -0.0097 \end{bmatrix} \quad (40)$$

Middle-Frequency (MF) Range $\frac{\pi}{8} \leq |\theta| \leq \frac{\pi}{5}$:

For degree $g = 0$, the obtained disturbance attenuation level is $\gamma = 0.7626$ and the corresponding filter matrices are:

$$\begin{bmatrix} A_f & B_f \\ C_f & D_f \end{bmatrix} = \begin{bmatrix} -0.6308 & 0.0781 & 0.0855 \\ 1.2732 & 0.7919 & -0.0316 \\ -0.0155 & -0.0160 & -0.0095 \end{bmatrix} \quad (41)$$

On the other hand, when degree $g = 1$, $\gamma = 0.2389$ and the corresponding filter matrices are:

$$\left[\begin{array}{c|c} A_f & B_f \\ \hline C_f & D_f \end{array} \right] = \left[\begin{array}{cc|c} -0.7392 & -0.2984 & 0.0138 \\ 0.5224 & 0.9946 & 0.0028 \\ \hline -0.0302 & -0.0978 & -0.0097 \end{array} \right] \quad (42)$$

In addition, when degree $g = 2$, $\gamma = 0.2268$ and the corresponding filter matrices are:

$$\left[\begin{array}{c|c} A_f & B_f \\ \hline C_f & D_f \end{array} \right] = \left[\begin{array}{cc|c} -0.7566 & -0.2896 & 0.0145 \\ 0.5070 & 0.9901 & 0.0027 \\ \hline -0.0310 & -0.0984 & -0.0097 \end{array} \right] \quad (43)$$

High-Frequency (HF) Range $|\theta| \geq \frac{\pi}{6}$: For degree $g = 0$, $\gamma = 0.2000$ and the corresponding filter matrices are:

$$\left[\begin{array}{c|c} A_f & B_f \\ \hline C_f & D_f \end{array} \right] = \left[\begin{array}{cc|c} 0.9482 & 0.0222 & 0.0297 \\ 0.4485 & 0.4018 & -0.0255 \\ \hline -0.0262 & -0.0010 & -0.0098 \end{array} \right] \quad (44)$$

In addition, when degree $g = 1$, $\gamma = 0.1453$ and the corresponding filter matrices are:

$$\left[\begin{array}{c|c} A_f & B_f \\ \hline C_f & D_f \end{array} \right] = \left[\begin{array}{cc|c} 0.8348 & -0.0011 & 0.0305 \\ 0.8859 & 0.8745 & -0.0082 \\ \hline -0.0235 & -0.0015 & -0.0097 \end{array} \right] \quad (45)$$

Finally, when $g = 2$, $\gamma = 0.1453$ and the corresponding filter matrices are:

$$\left[\begin{array}{c|c} A_f & B_f \\ \hline C_f & D_f \end{array} \right] = \left[\begin{array}{cc|c} 0.8166 & -0.0089 & 0.0352 \\ 0.9459 & 0.9833 & -0.0028 \\ \hline -0.0200 & -0.0013 & -0.0096 \end{array} \right] \quad (46)$$

To illustrate the effectiveness of these designed filters, we consider polytopic case (degree $g = 1$), by, respectively, connecting (36), (39), (42) and (45) to the systems in (34), the frequency responses of the filtering error systems are depicted in Figs. 1, 2, 3, 4. All the singular values in these figures are lower than the achieved H_∞ filtering performance disturbance attenuation level γ , which demonstrates the effectiveness of our proposed method.

Assume that the uncertain parameter $\delta = -0.25$ and degree $g = 1$, applying the obtained low-frequency $|\theta| \leq \frac{\pi}{8}$, the disturbance input

$$w(k) = \sin(k) \left[\begin{array}{cc} \frac{1}{k^2+1} & \frac{1}{k^3+1} \end{array} \right]^T \quad (47)$$

the initial conditions are chosen as $x(0) = [-0.1 \ 0.1]^T$ and $\hat{x}(0) = [0 \ 0]^T$, the simulation result of the filtering error $e(k) = z(k) - \hat{z}(k)$ with the filtering matrices (35) and (38) is shown in Fig. 5. It is shown that the filtering error $e(k)$ tends

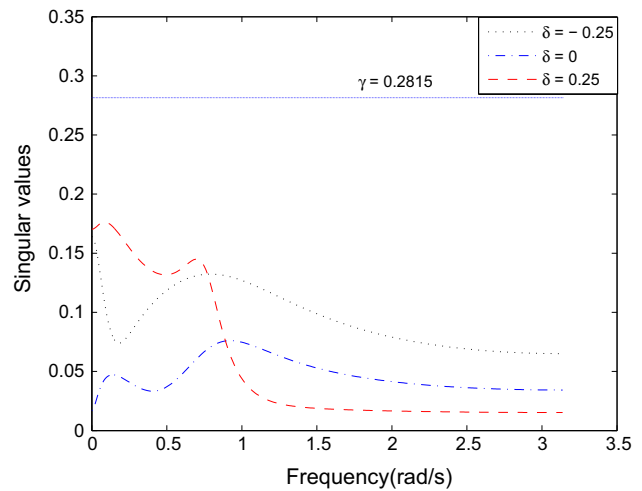


Fig. 1 Frequency response of the filtering error system with filter (36)

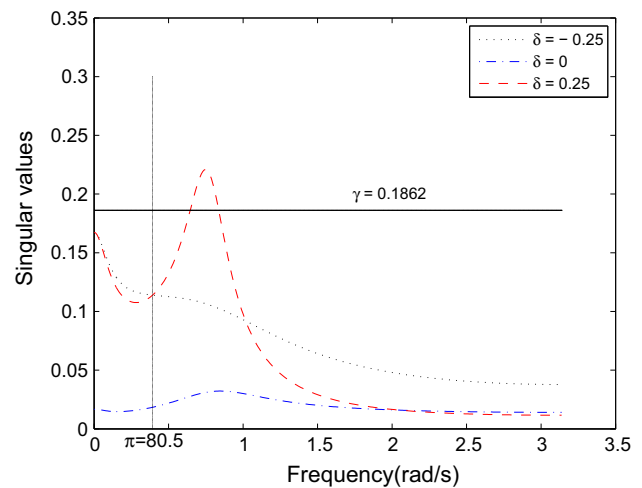


Fig. 2 Frequency response of the filtering error system with filter (39)

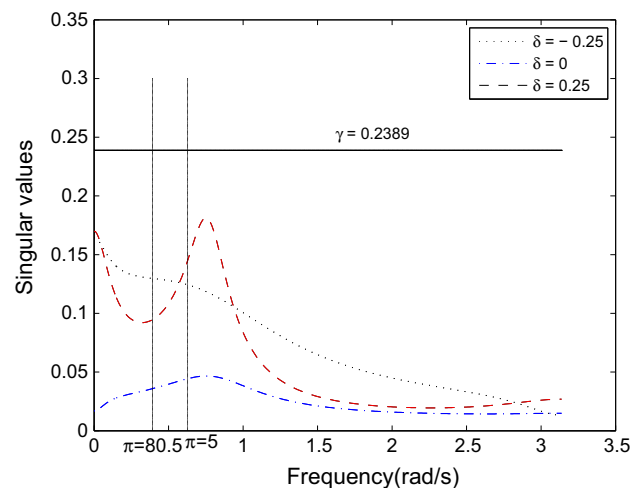


Fig. 3 Frequency response of the filtering error system with filter (42)

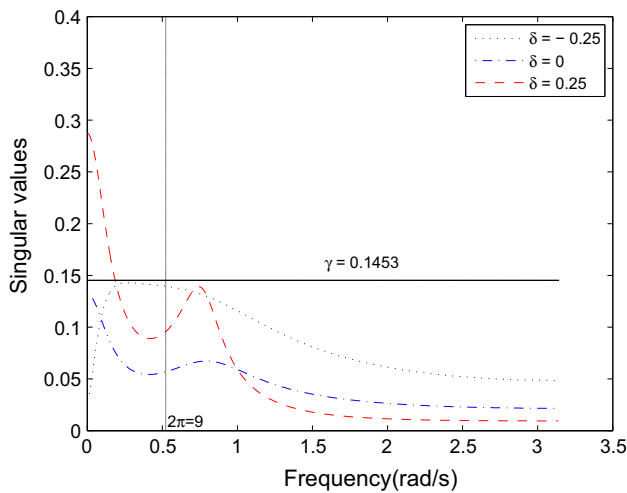


Fig. 4 Frequency response of the filtering error system with filter (45)

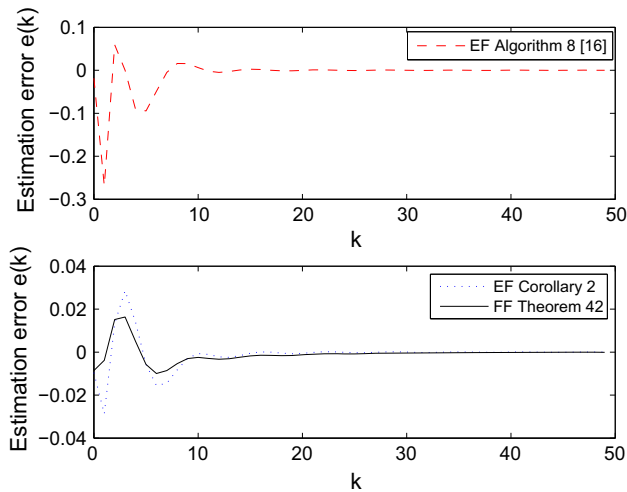


Fig. 5 Estimation error $e(k)$ subject to sinusoidal disturbance

to zero, which means that the estimated $z(\hat{k})$ follows $z(k)$ well. The ratio of $\sqrt{\sum_{k=0}^{\infty} e^T(k)e(k) / \sum_{k=0}^{\infty} w^T(k)w(k)}$ can show the influence of the disturbance $w(k)$ on the filter error $e(k)$, and the plot of the ratio is shown in Fig. 6. It can be seen that the ratio tends to a constant value 0.1552, which is less than the prescribed value 0.1862. It can be seen from Fig. 6 that the proposed method has a better noise-attenuation performance over the existing method.

5.2 Numerical Example 2:

Based on the example given in Lee (2013), Lacerda et al. (2011) described by:

$$x(k+1) = \begin{bmatrix} 0 & -0.5 \\ 1 & 1+\beta \end{bmatrix} x(k) + \begin{bmatrix} -6 & 0 \\ 1 & 0 \end{bmatrix} w(k)$$

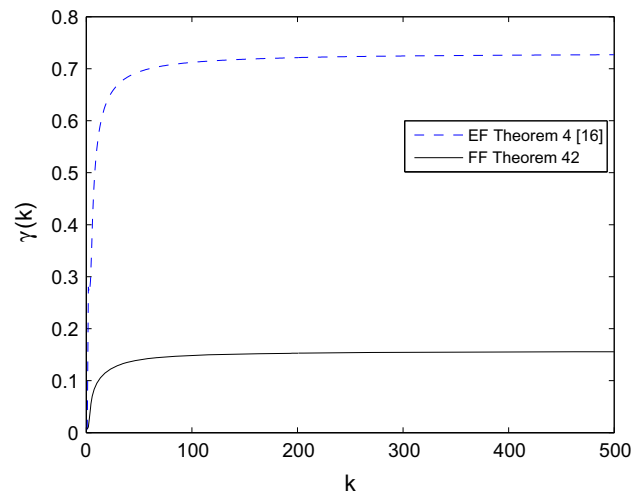


Fig. 6 Value of $(\sqrt{\sum_{k=0}^{\infty} e^T(k)e(k) / \sum_{k=0}^{\infty} w^T(k)w(k)})$ for the system (34) connected with filter (36)

$$\begin{aligned} y(k) &= \begin{bmatrix} -100 & 10 \end{bmatrix} x(k) + \begin{bmatrix} 0 & 1 \end{bmatrix} w(k) \\ z(k) &= \begin{bmatrix} 1 & 0 \end{bmatrix} x(k) + \begin{bmatrix} 0 & 0 \end{bmatrix} w(k) \end{aligned} \quad (48)$$

where δ is uncertain real parameter satisfying $|\beta| \leq 0.45$.

By using Theorem 4.2 and Corollary 2, in different frequency ranges. Let $g = 1$ (linearly parameter-dependent polynomial), we get the following robust filter's parameters:

$$\begin{bmatrix} A_f & B_f \\ C_f & D_f \end{bmatrix} = \begin{bmatrix} -0.2488 & -1.4571 & 0.0070 \\ 0.2415 & -0.0248 & 0.0100 \\ -0.0073 & -0.0675 & -0.0079 \end{bmatrix} \quad (49)$$

for EF range, with an H_{∞} performance index $\gamma = 1.6398$.

$$\begin{bmatrix} A_f & B_f \\ C_f & D_f \end{bmatrix} = \begin{bmatrix} -2.0883 & -0.5473 & 0.0035 \\ 9.8404 & 2.4640 & -0.0119 \\ -1.9145 & -0.3663 & -0.0063 \end{bmatrix} \quad (50)$$

for LF $|\theta| \leq \frac{\pi}{6}$, with an H_{∞} performance index $\gamma = 1.1401$.

$$\begin{bmatrix} A_f & B_f \\ C_f & D_f \end{bmatrix} = \begin{bmatrix} -0.7519 & -0.1214 & 0.0255 \\ 1.8593 & 0.9560 & -0.0202 \\ -0.0552 & -0.0305 & -0.0089 \end{bmatrix} \quad (51)$$

for MF $\frac{\pi}{6} \leq |\theta| \leq \frac{\pi}{4}$, with an H_{∞} performance index $\gamma = 0.7173$.

$$\begin{bmatrix} A_f & B_f \\ C_f & D_f \end{bmatrix} = \begin{bmatrix} -1.0556 & -0.0807 & 0.6321 \\ 0.0394 & -0.9452 & 0.4902 \\ -0.0879 & -0.1235 & -0.0093 \end{bmatrix} \quad (52)$$

for HF $|\theta| \geq \frac{5\pi}{6}$ with an H_{∞} performance index $\gamma = 0.1023$.

In order to demonstrate the value of our proposed approach, we provide in Table 2 the robust H_{∞} filtering per-

Table 2 Comparison of filtering performance obtained in different finite frequency ranges for example 2

Degree	$LF(\theta \leq \frac{\pi}{6})$		$MF(\frac{\pi}{6} \leq \theta \leq \frac{\pi}{4})$		$HF(\theta \leq \frac{5\pi}{6})$	
	Th 2 in Lee (2013)	Th 42	Th 2 in Lee (2013)	Th 42	Th 2 in Lee (2013)	Th 42
$g = 1$	1.1775	1.1401 $\lambda_1 = 2.2964$ $\lambda_2 = 14.7079$ $\lambda_3 = -3.6695$	0.7487	0.7173 $\lambda_1 = 1.4778$ $\lambda_2 = 0.3222$ $\lambda_3 = 0.1194$	1.0069	0.1023 $\lambda_1 = 1.2679$ $\lambda_2 = 2.0427$ $\lambda_3 = 1.0079$
$g = 2$	-	1.1398 $\lambda_1 = 1.6140$ $\lambda_2 = 63.2721$ $\lambda_3 = 0.0356$	-	0.6881 $\lambda_1 = 0.5514$ $\lambda_2 = 0.7101$ $\lambda_3 = 0.6217$	-	0.0827 $\lambda_1 = -1.2717$ $\lambda_2 = 0.4402$ $\lambda_3 = -0.8744$

Values of H_∞ performance are highlighted in bold

Table 3 Comparison of filtering performance obtained in different full frequency ranges for example 2

Degree	Th 2 in Lee (2013)	Th 4 in Lacerda et al. (2011)	Th 42
$g = 1$	1.8199	1.6577 $\lambda_1 = 1.43$ $\lambda_2 = 0.08$	1.6368 $\lambda_1 = -1.3593$ $\lambda_2 = -0.2099$ $\lambda_3 = -4.5841$
$g = 2$	-	-	1.6338 $\lambda_1 = -1.3552$ $\lambda_2 = -0.2133$ $\lambda_3 = -4.6346$

Values of H_∞ performance are highlighted in bold

formance levels obtained by the finite frequency approaches proposed in this work and in Lee (2013).

In addition, Table 3 shows that even in the EF range, our proposed approach outperform some recent results in the literature, which study the full frequency robust H_∞ filtering problem.

It is clearly shown that Theorem 4.2 yields less conservative results than the FF method proposed in Lee (2013), as well as the EF methods in Corollary 2, and Lacerda et al. (2011). We consider polytopic case (degree $g = 1$), by, respectively, connecting (49), (50), and (52) to the systems in (48), the frequency responses of the filtering error systems are depicted in Figs. 7, 8, 9. From the results, it is clear that the singular values evaluated in a certain frequency domain are always lower than the robust H_∞ performance estimated using Corollary 2 and Theorem 4.2. This shows the efficiency of the proposed method.

We assume that $\frac{\pi}{6} \leq |\theta| \leq \frac{\pi}{4}$, and degree $g = 1$, the initial conditions are chosen as $x(0) = [0 \ 0]^T$ and $\hat{x}(0) = [0 \ 0]^T$. The ratio of $\sqrt{\sum_{k=0}^{\infty} e^T(k)e(k) / \sum_{k=0}^{\infty} w^T(k)w(k)}$

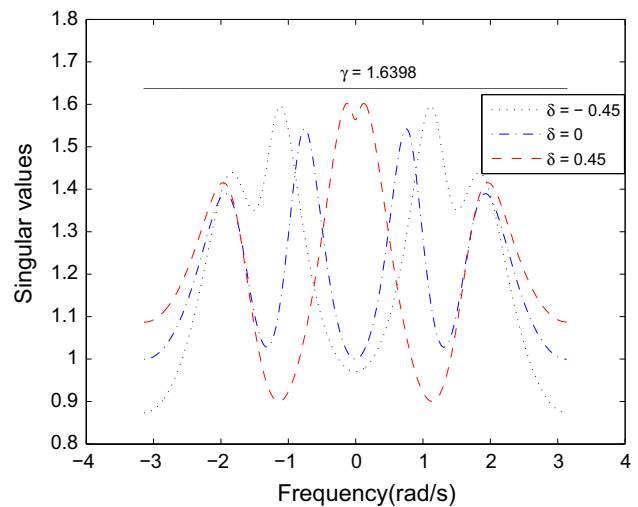


Fig. 7 Frequency response of the filtering error system with filter (49)

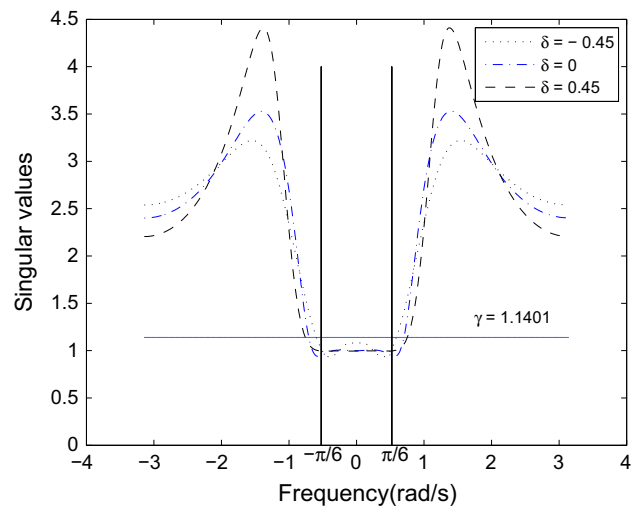


Fig. 8 Frequency response of the filtering error system with filter (50)

can show the influence of the disturbance $w(k)$ in (47) on the filter error $e(k)$, and the plot of the ratio is shown in Fig. 6. It can be seen that the ratio tends to a con-

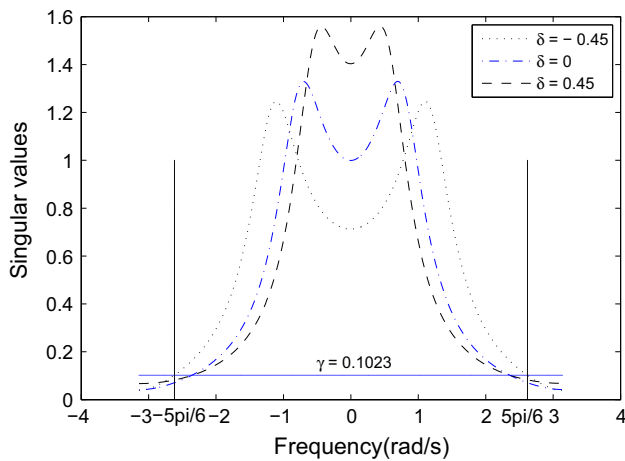


Fig. 9 Frequency response of the filtering error system with filter (52)

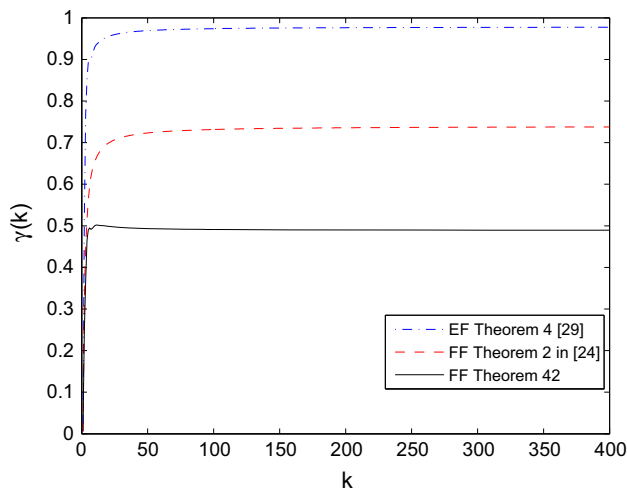


Fig. 10 Value of $(\sqrt{\sum_{k=0}^{\infty} e^T(k)e(k) / \sum_{k=0}^{\infty} w^T(k)w(k)})$ for the system (48) connected with filters (51)

stant value 0.4896, which is less than the prescribed value 0.7173. It can be seen from Fig. 10 that the proposed method has a better noise-attenuation performance over the existing method.

6 Conclusions

This paper has investigated the problem of filtering design a finite frequency for the linear time-invariant discrete-time with polytopic uncertainties. The contribution of the paper is to assume that the disturbance has energy limited on LF/MF/HF ranges, and to use the gKYP in order to develop new filter design conditions. Numerical experiments show the advantage of the developed approach in comparison with the existing results.

References

- Benzaouia, A., Hmamed, A., & Tadeo, F. (2016). Two-dimensional systems. *Studies in Systems Decision and Control*, 28. doi:10.1007/978-3-319-20116-0-3.
- Boukili, B., Hmamed, A., Benzaouia, A., & El Hajjaji, A. (2013). H_{∞} filtering of two-dimensional T-S fuzzy systems. *Circuits, Systems and Signal Processing*, 33(6), 1737–1761.
- Boukili, B., Hmamed, A., & Tadeo, F. (2016). Robust H_{∞} filtering for 2-D discrete roesser systems. *Journal of Control, Automation and Electrical Systems*, 27(5), 497–505. doi:10.1007/s40313-016-0251-5.
- Boukili, B., Hmamed, A., & Tadeo, F. (2016). Reduced-order H_{∞} filtering with intermittent measurements for a class of 2D systems. *Journal of Control, Automation and Electrical Systems*, 27(6), 597–607.
- Chang, X. H., Park, J. H., & Tang, Z. (2015). New approach to H_{∞} filtering for discrete-time systems with polytopic uncertainties. *Signal Processing*, 113, 147–158.
- Chen, Y., Zhang, W., & Gao, H. (2010). Finite frequency H_{∞} control for building under earthquake excitation. *Mechatronics*, 20(1), 128–142.
- Duan, Z., Zhang, J., Zhang, C., & Mosca, E. (2006). Robust H_2 and H_{∞} filtering for uncertain linear systems. *Automatica*, 42(11), 1919–1926.
- Dong, J., & Yang, G. H. (2013). Robust static output feedback control synthesis for linear continuous systems with polytopic uncertainties. *Automatica*, 49, 1821–1829.
- De Oliveira, M. C., Bernussou, J., & Geromel, J. C. (1999). A new discrete-time robust stability condition. *Systems & Control Letters*, 37(4), 261–265.
- De Souza, C., Xie, L., & Coutinho, D. (2010). Robust filtering for 2D discrete-time linear systems with convex-bounded parameter uncertainty. *Automatica*, 46(4), 673–681.
- Ding, D., & Yang, G. (2009). Finite frequency H_{∞} filtering for uncertain discrete-time switched linear systems. *Progress in Natural Science*, 19(11), 1625–1633.
- Li, X., Lam, J., Gao, H., & Xiong, J. (2016). H_{∞} and H_2 filtering for linear systems with uncertain Markov transitions. *Automatica*, 67, 252–266.
- El-Kasri, C., Hmamed, A., & Tadeo, F. (2013). Reduced-order H_{∞} filters for uncertain 2D continuous systems, via LMIs and polynomial matrices. *Journal of Circuits Systems and Signal Processing*, 33(4), 1189–1214.
- El-amrani, A., Hmamed, A., Boukili, B. & El hajaji, A. (2016). H_{∞} Filtering of T-S fuzzy systems in finite frequency domain. In *5th International conference on systems and control (ICSC)*. doi:10.1109/ICoSC.2016.7507038.
- Elsayed, A., & Grimble, M. J. (1989). A new approach to H_{∞} design of optimal digital linear filters. *IMA Journal of Mathematical Control and Information*, 6(2), 233–251.
- Gao, H., & Li, X. (2014). *Robust filtering for uncertain systems. A parameter-dependent approach*. New York: Springer - Communications and Control Engineering Series.
- Gao, C. Y., Duan, G. R., & Meng, X. Y. (2008). Robust H_{∞} filter design for 2D discrete systems in Roesser model. *International Journal of Automation and Computing*, 5(4), 413–418.
- Gao, H., & Li, X. (2011). H_{∞} filtering for discrete-time state-delayed systems with finite frequency specifications. *IEEE Transactions on Automatic Control*, 56(12), 2935–2941.
- Geromel, J. C., & Levin, G. (2006). Suboptimal reduced-order filtering through an LMI-based method. *IEEE Transactions on Signal Processing*, 54(7), 2588–2595.

- Grimble, M., & El Sayed, A. (1990). Solution of the H_∞ optimal linear filtering problem for discrete-time systems. *IEEE Transactions on Acoustics, Speech, and Signal Processing*, 38(7), 1092–1104.
- Iwasaki, T., & Hara, S. (2005). Generalized KYP lemma: Unified frequency domain inequalities with design applications. *IEEE Transactions on Automatic Control*, 50(1), 41–59.
- Iwasaki, T., Hara, S., & Fradkov, A. L. (2005). Time domain interpretations of frequency domain inequalities on (semi) finite ranges. *Systems Control Letters*, 54(7), 681–691.
- Iwasaki, T., Hara, S., & Fradkov, A. L. (2011). Restricted frequency inequalities equivalent to restricted dissipativity. In *The 43rd IEEE conference on decision and control*, pp. 14–17.
- Lee, D. H. (2013). An improved finite frequency approach to robust H_∞ filter design for LTI systems with polytopic uncertainties. *International Journal of Adaptive Control and Signal Processing*, 27(11), 944–956.
- Li, H., & Fu, M. (1977). A linear matrix inequality approach to robust H_∞ filtering. *IEEE Transactions on Signal Processing*, 45(9), 2338–2350.
- Li, X. J., & Yang, G. H. (2014). Fault detection in finite frequency domain for TakagiSugeno fuzzy systems with sensor faults. *IEEE Transactions on Cybernetics*, 44(8), 1446–1458.
- Li, X., & Gao, H. (2012). Robust finite frequency H_∞ filtering for uncertain 2-D Roesser systems. *Automatica*, 48(6), 1163–1170.
- Li, X., & Gao, H. (2013). Robust finite frequency H_∞ filtering for uncertain 2-D systems: The FM model case. *Automatica*, 49, 2446–2452.
- Lacerda, M. J., Oliveira, R. C. L. F., & Peres, P. L. D. (2011). Robust H_2 and H_∞ filter design for uncertain linear systems via LMIs and polynomial matrices. *Signal Processing*, 91(5), 1115–1122.
- Lofberg, J. (2004). YALMIP: A toolbox for modeling and optimization in MATLAB. In *Proceedings of the IEEE computer-aided control system design conference*, Taipei, pp. 284–289.
- Nagpal, K. M., & Khargonekar, P. P. (1991). Filtering and smoothing in an H_∞ setting. *IEEE Transactions on Automatic Control*, 36(2), 152–166.
- Palhares, R. M., & Peres, P. L. D. (2001). LMI approach to the mixed H_2/H_∞ filtering design for discrete-time uncertain systems. *IEEE Transactions on Aerospace and Electronic Systems*, 37(1), 292–296.
- Qiu, J., Feng, G., & Yang, J. (2008). Robust mixed H_2/H_∞ filtering design for discrete-time switched polytopic linear systems. *The Institution of Engineering and Technology*, 2(5), 420–430.
- Romao, L. B. R. R., De Oliveira, M. C., Peres, P. L. D. & Oliveira, R. C. L. F. (2016). State-feedback and filtering problems using the generalized KYP lemma. In *IEEE conference on computer aided control system design (CACSD)*, pp. 1054–1059.
- Rotstein, H., Sznaier, M. & Idan, M. (1996). H_2/H_∞ filtering theory and an aerospace application. *International Journal of Robust and Nonlinear Control*, 6(4), 347–366.
- Sturm, J. F. (1999). Using SeDuMi 1.02. A MATLAB toolbox for optimization over symmetric cones. *Optimization Methods and Software*, 11(1–4), 625–653.
- Takaba, K., & Katayama, T. (1996). Discrete-time H_∞ algebraic Riccati equation and parametrization of all H filters. *International Journal of Control*, 64(6), 1129–1149.
- Wang, H., Peng, L. Y., Ju, H. H., & Wang, Y. L. (2013). H_∞ state feedback controller design for continuous-time T–S fuzzy systems in finite frequency domain. *Information Sciences*, 223, 221–235.