



HAL
open science

How to hierarchise species to determine priorities for conservation action? A critical analysis

Maëlle Le Berre, Virgile Noble, Mathias Pires, Frédéric Médail, Katia Diadema

► To cite this version:

Maëlle Le Berre, Virgile Noble, Mathias Pires, Frédéric Médail, Katia Diadema. How to hierarchise species to determine priorities for conservation action? A critical analysis. *Biodiversity and Conservation*, 2019, 28, pp.3051-3071. 10.1007/s10531-019-01820-w . hal-02195508

HAL Id: hal-02195508

<https://amu.hal.science/hal-02195508>

Submitted on 26 Jul 2019

HAL is a multi-disciplinary open access archive for the deposit and dissemination of scientific research documents, whether they are published or not. The documents may come from teaching and research institutions in France or abroad, or from public or private research centers.

L'archive ouverte pluridisciplinaire **HAL**, est destinée au dépôt et à la diffusion de documents scientifiques de niveau recherche, publiés ou non, émanant des établissements d'enseignement et de recherche français ou étrangers, des laboratoires publics ou privés.

How to hierarchise species to determine priorities for conservation action? A critical analysis

Maëlle Le Berre¹ · Virgile Noble¹ · Mathias Pires¹ · Frédéric Médail² ·
Katia Diadema¹

Abstract

Hierarchisation and prioritisation methods represent a crucial step to determine priorities and implement actions in conservation biology: they are required to determine how to allocate available resources to the different components of biodiversity. However, they are very heterogeneous in terms of targets and goals. The main differences are presented with a focus on hierarchisation methods targeting species. This paper reviews 40 studies using 24 different point-scoring or rule-based methods aiming to determine conservation concerns for species. Only the hierarchisation methods targeting species were compared and their differences were highlighted in terms of study area, taxa, criteria assessment and summarisation. Then six different studies using the same hierarchisation method for species were compared as well. This study enables to analyse the different existing methods in order to perform more relevant methodological choices adapted to the objective and the context of each selection process. A consistent framework is designed to help managers to choose an appropriate method using well-defined goals, study areas and taxonomic targets, and take into account data availability.

Keywords Hierarchisation · Prioritisation · Methods · Species conservation

Introduction

Facing a global decline of biodiversity, resources allocated to taxa and ecosystems conservation are usually limited (Myers et al. 2000). Moreover, in the Anthropocene era, an increasingly human-dominated period, species conservation in the wild is becoming more important

Communicated by David Hawksworth.

Electronic supplementary material The online version of this article (<https://doi.org/10.1007/s10531-019-01820-w>) contains supplementary material, which is available to authorized users.

✉ Maëlle Le Berre
m.leberre@cbnmed.fr

(Stockes 2018). Usually, in situ conservation is only implemented by considering opportunities rather than using a well-defined strategy. Recently, Can and Macdonald (2018) highlighted that conservation policies are solely based on utilitarian considerations when sacred values are concerned (e.g. fundamental beliefs, national and ethnic identities, key emblematic species). Governance affects the way we respond to new knowledge and ultimately what is implemented in a conservation strategy (Wyborn et al. 2016). During those last ten years, emphasis on the integration of science and other fields of knowledge in governance and management has been improved (Armitage et al. 2011). Several studies have examined the intersection between knowledge and governance (e.g. Leach et al. 2010; van Kerkhoff 2013; Wyborn et al. 2016). As financial and human resources are not sufficient to implement conservation actions for all of the biodiversity targets in a given area, it is necessary to set up conservation priorities to direct available resources towards species, habitats, populations or locations which are the most vulnerable (Brooks et al. 2006; Crain and Tremblay 2014; Pullin et al. 2013). In a biodiversity conservation strategy, different steps can be identified (Joseph et al. 2009; Margules and Pressey 2000; Pullin et al. 2013; Wilson et al. 2009). The first step consists in identifying priorities; it can be based on potential threats or on asset values. Priorities can be identified for different assets: areas, habitats or vegetation, species (potentially other taxonomic levels) or populations. The next step is to prioritise conservation projects or actions to be implemented for taxa or areas. The last step consists in choosing and implementing conservation actions, and then in assessing their success.

Priority setting is now a cornerstone of conservation biology (Game et al. 2013): many scientific papers were published over the last 30 years offering methods which led to a proliferation of tools, strategies and guidelines (e.g. IUCN 2012; Mace et al. 2007; Master 1991). Therefore, it can be very difficult for conservation managers to understand the differences between red lists, priority lists and protection lists, and between the numerous methods for determining priorities. In fact, people conducting conservation prioritisations are generally not the same as those making conservation decisions (Game et al. 2013). Consequently, there is often a research-implementation gap between peer-reviewed literature and the implementation of conservation actions (Knight et al. 2008). Andelman et al. (2004) reviewed nine methods for selecting endangered species, Brooks et al. (2006), nine major approaches of global biodiversity conservation prioritisation targeting areas (spatial prioritisation), and Schmeller et al. (2008c), fifteen studies determining national conservation responsibilities for species and evaluating the international importance of a biological population. Despite the importance of this topic in conservation biology, to our knowledge there hasn't been any published comprehensive synthesis of hierarchisation methods for species for 10 years.

Here, we reviewed the scientific literature in order to: (i) examine the different kinds of classification methods for species; (ii) compare the aims of priority lists, red lists and protection lists; (iii) compare 40 studies using hierarchisation methods for species and compare 6 different applications of the same hierarchisation method; and (iv) provide a consistent framework to help managers choose an appropriate method to preserve this level of biodiversity.

Concepts of hierarchisation and prioritisation

Definitions

To hierarchise is a neologism which means to arrange in a hierarchy, i.e. to classify units according to their value or their given importance. To prioritise is also a neologism which

means to arrange in order of priority, i.e. to give a greater or lesser importance to something. Prioritisation is a synonym of priority setting. Consequently, a hierarchisation is based on the idea of order, and can lead to a prioritisation, though prioritisation is not necessarily hierarchical. Hierarchisation is defined as the ranking of habitats, species, populations, or locations according to defined criteria. Prioritisation is defined as the setting of priorities for actions associated with habitats, species, populations, or locations. Here, we considered only hierarchisation methods targeting species.

Hierarchisation or classification methods using specific criteria enable us to rank assets, and then prioritisation methods targeting actions enable us to decide how to allocate conservation resources (Dunn et al. 1999; Mace et al. 2007). Game et al. (2013) consider that only actions can be legitimately prioritised, because prioritisation is about resource allocation, and locations, species or habitats don't use conservation resources, whereas actions do. Therefore, the ranking of species or locations alone cannot be considered a prioritisation (Joseph et al. 2009). However, the word prioritisation is often used to assess species or locations, aside from actions or projects, as highlighted by Game et al. (2013) "Mistake 3: Not prioritising actions".

Different approaches

Mace et al. (2007) compared different approaches enabling to set priorities: single-species approaches, multi-species approaches, approaches based on ecosystems or habitats, systematic conservation planning (or gap analysis), species priority setting methods and decision theory approaches (or optimal allocation). Wilson et al. (2009) considered a prioritisation of assets (e.g. species), locations, or actions, whereas Henle et al. (2013) distinguished topical priorities (e.g. species, habitats) from spatial priorities (e.g. geographic areas, geographic populations of a species). Here, hierarchisation and prioritisation methods were classified according to their targets: geographical units, biological units, or technical units. Among biological units, three levels can be distinguished: the ecosystem level (or habitat or plant communities' level), the taxonomic level (mainly species' level) and the populations' level (Fig. 1). In this study we focused only on methods aiming to rank species according to criteria, i.e. hierarchisation methods for species.

Different hierarchisation methods for species

Hierarchisation methods for species have different goals. The most common is risk or threats assessment (Possingham et al. 2002; Schmeller et al. 2008c), for example the red lists of threatened species developed by the International Union for Conservation of Nature (IUCN 1994, 2001). Red lists assess the extinction risk of species (IUCN 2012) and can determine conservation urgency (e.g. Martín 2009). There are also methods assessing other kinds of risks, for example climate change vulnerability, diseases sensibility, and risk from wind energy devices. Moreover, hierarchisation methods can have goals other than risk assessment: for example, determining conservation concerns regarding resources or services values (e.g. crop wild relatives, medicinal plants); or determining conservation concerns for species linked to their inherent value (Fig. 2). Here, we focused only on point-scoring methods and rule-based methods aiming to determine conservation concerns for species in the wild.

Among methods for species, point-scoring methods, rule-based methods, and conservation status ranks methods can be distinguished (Andelman et al. 2004; Mace

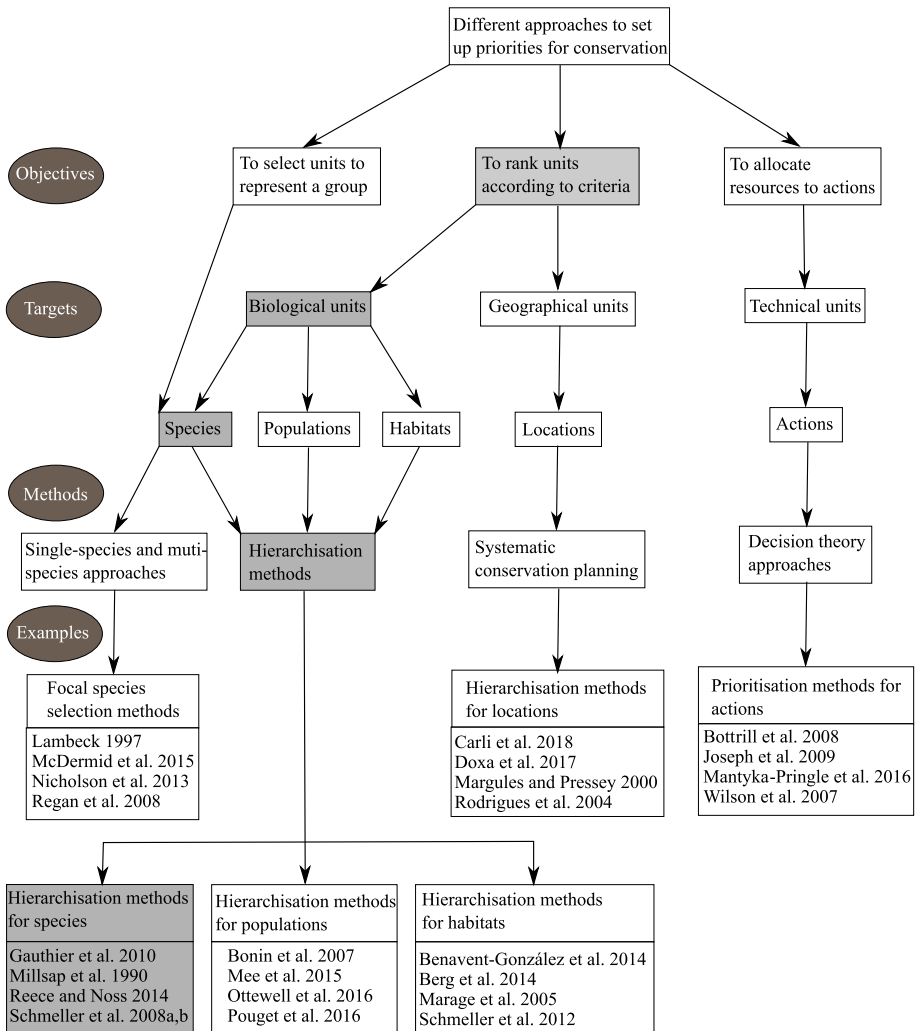


Fig. 1 The different approaches to set priorities for conservation can be distinguished according to their objectives and their targets (in grey: focus of this study)

et al. 2007). In point-scoring methods, scores are assigned to each species according to quantitative criteria, and then added to highlight the conservation priority. Rule-based methods rest on the attribution of pre-established priority groups from quantitative or qualitative criteria, as for example in the IUCN system, based on five quantitative rules highlighting an extinction risk. Conservation status rank methods use qualitative criteria to determine species' threats based on available information and expert opinion. In the reviewed literature, we didn't find any studies using this approach. Rule-based methods usually require less data than point-scoring methods, which require data for each criterion to establish an overall score. Despite various criticisms on reliability and

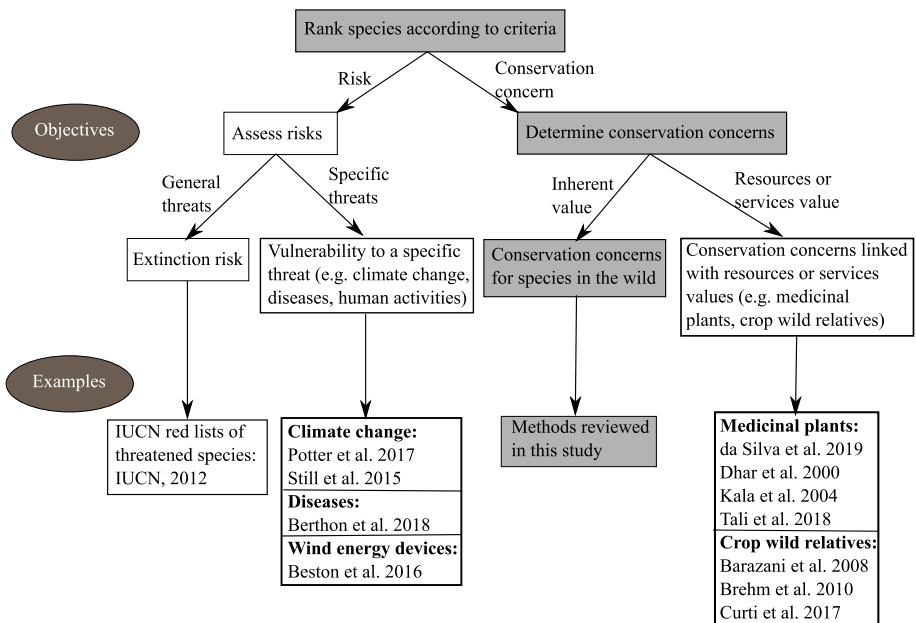


Fig. 2 The different hierarchisation methods for species can have different objectives (in grey: focus of this study)

reproducibility of rule-based and point-scoring methods, they are usually considered relevant and useful for species hierarchisation (Andelman et al. 2004).

Can we use protection lists or red lists to determine species conservation concerns?

Many protection lists were created in the previous decades, when some tools currently used today were not available (e.g. databases, geographic information systems). Therefore, in most cases, protection lists were not based on objectively assessed criteria (but see Abbitt et al. 2000; Crain and White 2011 for examples that do), but rather on expert opinion (e.g. Donlan et al. 2010; Harris et al. 2015). As they depend on political and empirical decisions, these lists can be very different between two adjacent countries or regions. For example in France, the regional protection lists for species have been established by different groups of experts, using different methodologies and different criteria (or only expert opinion), over a period of up to 20 years. Because of this lack of objective methods and geographical cohesion, and because they have different goals, many protection lists can't be directly used to determine species conservation concerns (Jiménez-Alfaro et al. 2010). On the contrary, hierarchisation methods may be used to improve protection lists (e.g. Gauthier et al. 2010; Martín et al. 2010; Schatz et al. 2014) or to complete them by using additional criteria. They may also be used in protected area strategies, and thus contribute to reach the Aichi Targets (Convention on Biological Diversity 2010).

Red lists of threatened species using IUCN criteria constitute a hierarchisation method for species (rule-based method), with a particular goal: to determine species extinction risks in a given area (IUCN 2012). Consequently, IUCN red lists are not a priority list for species conservation, because they were not created for this purpose: extinction risk and

conservation priority, though being linked, are different concepts (IUCN 2012). Moreover, extinction risk assessment could be different according to the method used (Mounce et al. 2017). However, red lists are often mistakenly considered as hierarchical lists of priorities for conservation actions, and thus conservation priorities are mainly or only based on this assessment of extinction risk (Miller et al. 2006). To allocate money based only on IUCN categories is not the most efficient way to help species recovery or to minimise extinction rates, because some of the most highly ranked species require huge efforts with a low success probability, whereas other less threatened taxa might be secured for relatively little cost (Marsh et al. 2007; Possingham et al. 2002). The threat status of red lists doesn't always reflect current conservation needs, especially when it considers a relatively narrow area (e.g. which doesn't cover the whole distribution area of the considered taxa), in which it would be wiser to focus conservation efforts on endemic or sub-endemic species for which territory responsibility will be high (Keller and Bollmann 2004; Schmeller et al. 2008a, b; Warren et al. 1997). Although extinction risk is an essential component of any priority setting system for conservation, it shouldn't be the only one. It is important to take into account other biological, biogeographical, financial, and cultural factors besides extinction risk to maximise the efficiency of conservation actions (Fitzpatrick et al. 2007; Kricsfalussy and Trevisan 2014; Miller et al. 2006; Possingham et al. 2002). However, red lists remain a crucial tool in priority setting for conservation actions, considering the urgency for species that are highly threatened (Fitzpatrick et al. 2007; Rodríguez et al. 2004; Schmeller et al. 2008a).

Review of different hierarchisation methods for species

Literature selection

An analysis of the scientific literature from 1990 to 2018 related to priority setting for species conservation was conducted. Searches were made using the key words “species hierarchisation”, “species prioritisation” and “species priority setting”, sorted by relevance. Unpublished technical reports were not considered here. A large number of papers correspond to these terms, but we selected only the point-scoring and rule-based methods aiming to determine species conservation concerns. We did not consider methods targeting geographical areas, actions or projects, populations, habitats, methods for focal species selection, or hierarchisation methods with a different goal (e.g. extinction risk assessment) (see Figs. 1, 2). Hence, 40 studies about species hierarchisation were reviewed. For each selected paper, the study area, the number and group of targeted taxa, the number and type of criteria used, and the summarisation method were recorded. Among these 40 reviewed hierarchisation methods, more than half were published between 2007 and 2018, which indicates an increasing interest in the subject (see ESM_1). 33 studies used point-scoring methods, and seven used rule-based methods.

Differences and similarities between the hierarchisation methods

Among the 40 reviewed papers, we distinguished 24 newly published methods, and 16 applications of already published methods. Consequently, six methods (i.e. Avery et al. 1995; Gauthier et al. 2010; Marsh et al. 2007; Millsap et al. 1990; Redding and Mooers 2006; Schmeller et al. 2008a, b) were reused for other studies.

Among the 24 analysed methods, study areas, taxa, criteria number, assessment and summarisation were compared (see *ESM_2*): 13 (54%) targeted fauna (12 targeted vertebrates, including six birds), nine (38%) targeted flora and two (8%) targeted fauna and flora. These methods were applied to variable numbers of taxa, between 36 and 3255. Ten methods considered all taxa of their targeted group in their study area, whereas 13 other methods considered only some categories of taxa, for example threatened, protected, endemic, rare, vulnerable, or determinant taxa. The two remaining methods did not present a concrete case study, but only a methodological framework. Some of these papers (Gauthier et al. 2010; Marsh et al. 2007) presented two distinct study areas (see *ESM_2*). Therefore, 26 different study areas were considered. 18 studies (69%) considered administrative areas: nine considered countries, four considered states, two considered regions, one considered a province, one a county, and one a business park (i.e. John F. Kennedy Space Center). Conversely, five (19%) considered biogeographical or ecological areas. The last three respectively considered a river basin, the distribution range of the targeted taxa and the whole world.

The number of criteria used is variable between methods, from 1 to 8, with some including up to 30 different sub-criteria (see *ESM_2*). The various criteria used can be classified into three principal groups (Table 1): threats (or vulnerability) often assessed using IUCN status, rarity (or local distribution) and national responsibility (or endemism or national importance). Other criteria are often related to genetic uniqueness (or taxonomic uniqueness, phylogenetic distinctiveness), management, protection, economical value, social value (attractive species, cultural importance) or ecological distinctiveness (e.g. ecological range, functional role, keystone species, propagation potential). Among the 24 reviewed methods, four different means of criteria assessment can be distinguished. Real measures and scores are numerical (point-scoring methods), whereas categories and yes/no answers are categorical (rule-based methods) (Table 2). In methods using real measures, criteria values, measured or calculated, are directly used as criteria scores. In methods using scores, discrete values (scores) are attributed to criteria. Score range is usually the same for all criteria, and varies between 3 and 11, except for three methods in which criteria range vary among criteria. In methods using categories, categories (3, 5 or 6) are assigned according to their criteria (e.g. high, medium, low). In methods using yes/no answers, the criteria are assessed answering “yes” if the criterion affects the species and “no” if it doesn’t. Assigning categories and assigning scores produce similar results, both corresponding to levels. We could for example replace “high”, “medium” and “low” categories by “3”, “2” and “1”, or the opposite. Also, methods using real values, measured or calculated, are close to methods using discrete values. The advantage of the first ones is that they produce more accurate scores, and the advantage of the second ones is that they are easier when using both qualitative and quantitative criteria, and when values don’t follow a normal distribution. Methods assessing criteria using yes/no answers are close to red list assessment: if a species is affected by a criterion, it is included in the priority list (or red list), if not, it is not included.

Ways of summarisation are also different according to the different methods (Table 2). For rule-based methods, it can’t be a calculation. Usually, species are clustered by priority levels according to criteria affecting them. It can also be a graphical representation. For point-scoring methods, summarisations can be diverse. Half the methods use either addition or average of scores (which gives the same outcome). Scores can be weighted to give more importance to some criteria. Other calculations are possible instead of addition: multiplication of scores (e.g. Redding and Mooers 2006; Rodríguez et al. 2004), factorisation of scores (e.g. Jiménez-Alfaro et al. 2010), or a formula using natural logarithm

Table 1 Comparison of chosen criteria in the 24 methods

Method	Threats/vulnerability	Rarity	Responsibility/endemism	Other criteria
Millsap et al. (1990)	Biological variables	Biological variables	Supplemental variables	Action variables
Given and Norton (1993)	Vulnerability	Population features		Distinctiveness Potential Values
Avery et al. (1995)	National threat International threat	–	International importance	–
Freitag and van Jaarsveld (1997)	Vulnerability	Occupancy	Endemism	Relative taxonomic distinctiveness
Breinger et al. (1998)	Vulnerability to extinction	–	Area relevance	Functional role
Dunn et al. (1999)	Concern (population decline + vulnerability)	–	Responsibility	–
Schmittler and Günther (1999)	Threats status	–	Responsibility	–
Carter et al. (2000)	Threats	Relative abundance	Distribution	–
	Population trends		Area importance	
Coates and Atkins (2001)	Threatened flora	Rare and poorly known flora	–	–
Sapir et al. (2003)	Declining rate and habitat vulnerability	Rarity	Distribution type	Attractivity
Keller and Bollmann (2004)	Threat status	Historical rarity	Importance of national population	–
Rodríguez et al. (2004)	Extinction risk	–	Degree of endemism	Taxonomic uniqueness
				Public appeal
Pärtel et al. (2005)	Threat due to collecting	Local distribution	Global distribution	Dependence on: management disturbance agriculture
		Small population size		
		Very rare habitat		
Redding and Mooers (2006)	Extinction probabilities	–	–	Genetic distinctness values
Fitzpatrick et al. (2007)	Global or European conservation status	–	International importance	Protected species
	Regional conservation status			Keystone species
				Economic value
				Cultural importance

Table 1 (continued)

Method	Threats/vulnerability	Rarity	Responsibility/endemism	Other criteria
Marsh et al. (2007)	–	–	Consequences of extinction	Potential for recovery
Schmeller et al. (2008a, b)	Conservation status	–	National responsibility	–
Gauthier et al. (2010)	Habitat vulnerability	Local rarity	Regional responsibility	–
Jiménez-Alfaro et al. (2010)	Threat	Rarity	Endemism	Protection
Crain and White (2011)	–	Local rarity	–	–
Bacchetta et al. (2012a, b)	Threats	Rarity	Endemism	Status
Reece and Noss (2014)	Vulnerability	–	–	Lack of adaptive capacity
				Conservation value
				Information availability
Gaiarsa et al. (2015)	Intrinsic vulnerability	–	–	Ecological oddity
	Extrinsic vulnerability			Phylogenetic distinctness
Zhang et al. (2015)	Extinction risk	–	–	Taxonomic singularity
	Future threat			Economic value

Table 2 Comparison of criteria assessment and summarisation in the 24 methods (some methods use more than one way of summarisation)

Method type	Rule-based methods		Point-scoring methods		Scores
	Yes/no answers	Categories	Real measures		
Clustering	Coates and Atkins (2001) Fitzpatrick et al. (2007) Keller and Bollmann (2004) Pärtel et al. (2005)	-	-		Dunn et al. (1999) Given and Norton (1993)
Graphical representation	-	Avery et al. (1995) Schnittler and Günther (1999)	-		Marsh et al. (2007) Millsap et al. (1990)
Sorting by criteria	-	-	-		Bacchetta et al. (2012a) Carter et al. (2000) Gauthier et al. (2010)
Sum/average of scores	-	-	Freitag and van Jaarsveld (1997) Gaiarsa et al. (2015)		Bacchetta et al. (2012a) Breininger et al. (1998) Carter et al. (2000) Dunn et al. (1999) Given and Norton (1993) Jiménez-Alfaro et al. (2010) Millsap et al. (1990) Reece and Noss (2014) Sapir et al. (2003) Schmeller et al. (2008a, b) Zhang et al. (2015)
Other calculation (multiplication, factorisation, logarithm)	-	-	Redding and Mooers (2006)		Jiménez-Alfaro et al. (2010) Rodríguez et al. (2004)

(e.g. Isaac et al. 2007). Multiplying instead of adding allows for the assignment of a more important relative weight to higher rank taxa (Rodríguez et al. 2004). ‘Sorting by criteria’ is another possible summarisation which can be implemented in different ways: either all species are sorted out for one criterion, then another criterion and so on for all criteria (e.g. Bacchetta et al. 2012a; Gauthier et al. 2010), or a threshold is determined for each criterion, below which species can’t be in the priority list (e.g. Carter et al. 2000). The methods using scores to assess criteria can use any summarisation of criteria. Summarisation of scores in one priority index is subject to methodological uncertainties because a lot of different mathematical processes exist. When criteria independence is not certain, Carter et al. (2000) advise to choose the “sorting by criteria” summarisation method, otherwise it can give more weight to criteria which are dependent.

Differences and similarities between the studies using a same method

It is interesting to see how a method can be adapted in terms of area, taxa, criteria assessment and summarisation (Table 3). Among the 24 different reviewed methods, one developed by Gauthier et al. (2010) was used in six different studies, with data adaptation according to the local context. Three studies considered administrative areas, two considered biogeographical or ecological areas, and one considered both. Three studies were conducted in France, one in Canada, one in Brazil and one both in France and Italy at a regional biodiversity hotspot scale. All studies targeted flora: two studies considered all the taxa of their targeted group (trees, orchids), whereas the others considered only some plant taxa, for example threatened, protected, endemic, rare. The three criteria were always the same, even though names can vary: (i) regional, territorial, national or biogeographical responsibility; (ii) local, regional or national rarity; (iii) habitat vulnerability, vulnerability or potential threats. All these criteria were assessed with scores from 1 to 5.

In three studies, the regional responsibility criterion was based on the number of administrative areas of presence, in two studies it was assessed using chorological types, and in one study it corresponded to the number of ecoregions of presence. The local rarity criterion was based on the number of administrative areas of presence in most cases (municipalities, regions), or on the number of ecoregions of presence or a finer measure (number of grid cells of presence, number of occurrences, number of flowering plants). The habitat vulnerability criterion was the most variable. In four studies, it was based on a pre-existing assessment (habitat priority, habitat conservation) or on an expert assessment (habitat vulnerability, ecoregion vulnerability). The two others used spatial measures: the percentage of administrative areas (departments) where the species is extinct (Schatz et al. 2014), or the presence of species in forest or savannah (Maciel et al. 2016). Half the studies used several sub-criteria to assess habitat vulnerability. These sub-criteria were evaluated using reduced score range, and were then summed. After addition, their scores were between 1 and 5.

Four studies summarised scores sorting by criteria; starting with responsibility, then rarity, and finally vulnerability, except one (Maciel et al. 2016) which started with rarity, then responsibility, and finally vulnerability. Schatz et al. (2014) used a different method, enabling to group taxa according to their scores for the different criteria, in order to suggest adding them to national or regional protection lists (or no list). Le Berre et al. (2018) used an addition to summarise the scores of the different criteria, in order not to give more importance to one criterion than to another.

Table 3 Comparison of different studies using the Gauthier et al. (2010) method

Papers	Study area	Study area type	Study taxa	Regional responsibility	Local rarity	Habitat vulnerability	Summarisation
Gauthier et al. (2010)	Languedoc-Roussillon (France)	Administrative area	492 plants (determinant)	Nb. of departments (administrative areas) of presence	Nb. of municipalities of presence	Vulnerability assessment	Sorting by criteria RR > LR > HV
Gauthier et al. (2013)	Causse Méjan (France)	Bioregion	118 plants (rare, protected)	Chorological types	Nb. of flowering plants	Habitat priority Habitat conservation	Sum of sub-criteria Sorting by criteria TR > LR > VH
	Pyrenees National Park (France)	Administrative National Park area	124 plants (protected)		Nb. of grid cells	Occurrence in core area	
Kricsfalussy and Trevisan (2014)	Saskatchewan (Canada)	Administrative area	418 plants (rare)	Nb. of provinces (administrative areas)	Nb. of occurrences	Ecoregion vulnerability index	Sum of sub-criteria Sorting by criteria RR > LR > VH
Schatz et al. (2014)	France	Administrative area	157 <i>Orchidaceae</i> (all)	Nb. of countries of presence (administrative areas)	Nb. of administrative regions of presence	Threats awareness	Gathering → Protection lists
	French regions	Administrative area		% occurrences region/France (administrative areas)	Nb. of occurrences	% of extinction in departments	
Maciel et al. (2016)	Cerrado-Amazon ecotone (Brazil)	Bioregion	1755 tree species (all)	Nb. of ecoregions of presence	Nb. of sites of presence	Occurrence in savannah/forest	Sorting by criteria LR > RR > HV
Le Berre et al. (2018)	South-Western Alps (France, Italy)	Biogeographical area	913 plants (endemic, threatened, protected)	Chorological types	Nb. of grid cells	Habitat vulnerability	Sum of scores
						Artificialisation	

RR regional responsibility, LR local rarity, HV habitat vulnerability, TR territorial responsibility, Nb. number

Discussion

The research-implementation gap and the choice of criteria

One problem faced in conservation biology is the research-implementation gap, in which theory ignores practice and practice ignores theory (Knight et al. 2008; Marris 2007). The majority of conservation assessments published in the peer-reviewed literature were not designed with the intention to implement conservation action (Knight et al. 2008) and conversely, numerous implemented conservation actions are not based on peer-reviewed studies (Pullin et al. 2013). That can be due to managers not having the resources (in terms of time and people) to read the numerous publications about this subject and to choose one well adapted to their problematic.

Priority setting in conservation research and action will always reflect human-oriented values and be forever changing and contested (Pullin et al. 2013). In fact, chosen criteria, criteria weight, score assessment and score summarisation, can lead to different results according to initial choice (Carter et al. 2000; Jiménez-Alfaro et al. 2010; Reece and Noss 2014). Criteria must be chosen accordingly to what managers want to prioritise, e.g. rare, endemic, threatened, protected, or taxonomically unique taxa (Fig. 3). Consequently, the choice of the method depends on the expected results, available data, and allocated time to undertake the evaluation (Andelman et al. 2004; Game et al. 2013; Given and Norton 1993). It also should take into account social, political and ecological values to enable the understanding of the implications for practical conservation, as it was highlighted by Wyborn et al. (2016) for conservation orientations. Finally, it is important to bear in mind that no classification system can give the “right answer” for all species or all users, whatever the number of criteria or their weight. The differences between priority classification systems are less important than the need to implement these processes and to provide well defined objectives, in order to define strategies to improve the efficiency of conservation actions (Dunn et al. 1999).

The choice of a hierarchisation method for species

To be relevant, the choice of the species' hierarchisation method should be directed towards an adapted approach for the conservation policy and practice. If we ask ourselves the ‘right’ questions and scientifically justify our choices, a useful method for reaching our objectives will stand out (Fig. 3). The first and most crucial step is to define the objectives properly. In fact, managers can have trouble explicitly defining prioritisation problems because the objectives relevant to the decision have not been clearly articulated (Game et al. 2013). If conservation goals are to be achieved, it is vital to be explicit about what these are, and make decisions in an open and consultative manner before making choices (Mace et al. 2007). Here, the goal is to determine conservation concerns for species in the wild using a hierarchisation method. The second step is the determination of the study area (e.g. administrative, biogeographical, or ecological). Some criteria, e.g. IUCN Red lists were mainly developed for administrative areas (e.g. countries or regions), but some methods use them for other types of areas (e.g. Schnittler and Günther 1999). The third step refers to the taxonomic targets (e.g. fauna, flora, both fauna and flora, one group, one family), which may be selected (e.g. all taxa in a defined group, only those protected, threatened, indigenous). Schmeller et al. (2008c) recommend that a method should be applicable

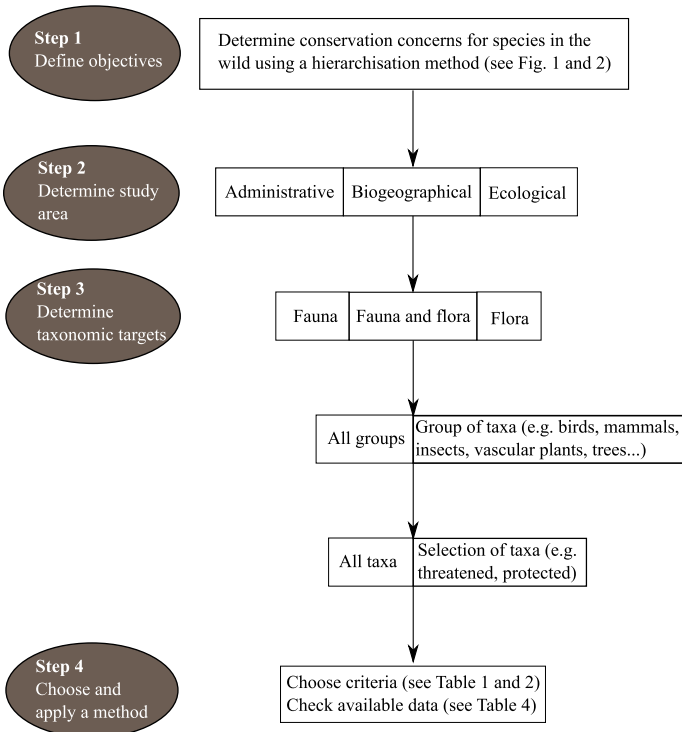


Fig. 3 Framework helping managers to choose a method

to all or most taxa and be adaptable to different spatial scales. Some methods developed for fauna can be adapted to flora, or vice versa, but the criteria must be adapted; so, the use of a method developed for the target group should be the simplest option. The last step is to choose a method adapted to the objectives and the data available. The criteria used and the different ways of assessment and summarisation were compared (Tables 1, 2) in order to help managers choose which criteria are important to them according to their objective. The three main criteria suggested by Gauthier et al. (2010) were adapted to various cases, so we consider that taking into account rarity, area responsibility and threats can be sufficient and relevant to determine conservation concerns, even if other choices are possible according to objectives and local context.

In the end, it may not matter which prioritisation scheme is the most scientifically defensible; what matters is that the people carrying out a scheme feel that it makes sense and will save species (Marris 2007). Therefore, a checklist of the data needed for each group of methods was set up (Table 4) in order to help managers determine which method they can implement according to their available data and time. Rule-based methods can be easier to use if data is not available for all taxa or for the whole area (Andelman et al. 2004), whereas point-scoring methods can help gather and rationalise available knowledge of taxa. The greater the number of criteria (or sub-criteria) and data are used in a method, the more difficult it will be to implement it for a great number of taxa. Consequently, the choice will be a trade-off between the complexity of the method and time required to implement it, and the ability of the method to help managers reach their objectives for

Table 4 Checklist of the data needed in the 40 reviewed studies

Data needed	A	B	C	D	E	F	G	H	I	J	K	L	M	N	O	P	Q	R	S	T	U	V	W	X	Y	Z
IUCN red lists		x	x	x	x		x	x	x	x	x									x		x				
Regulatory lists			x				x															x		x		x
Local distribution	x		x	x	x	x	x	x			x							x		x		x	x			
Global distribution		x	x	x	x	x	x	x	x	x	x							x		x	x	x		x	x	x
Phylogeny		x						x	x										x		x		x	x		x
Number of populations										x												x				x
Size of populations									x		x									x	x	x	x		x	x
Population trend				x	x						x									x	x	x	x		x	x
Population isolation											x															
Population genetics																										x
Threats on populations											x															x
Number of species habitats																										x
Distribution of species habitats																										
Threats on species habitats																										x
Ecological factors																										x
Biological factors																										x
Reproductive factors																										x
Economic factors																										x
Societal factors																										x
Practicability																										x

Methods: A = Crain and White (2011); B = Isaac et al. (2007, 2012), Redding and Mooers (2006), Redding et al. (2010), Vereecken (2017); C = Schmeller et al. (2008a, b, 2014); D = Schmittler and Günther (1999); E = Avery et al. (1995), Keller and Bollmann (2004), Warren et al. (1997); F = Dunn et al. (1999), Schatz et al. (2014); G = Gauthier et al. (2010, 2013), Kricsfalussy and Trevisan (2014), Le Berre et al. (2018), Maciel et al. (2016); H = Jiménez-Alfaro et al. (2010); I = Freitag and van Jaarsveld (1997); J = Rodríguez et al. (2004); K = Coates and Atkins (2001); L = Carter et al. (2000); M = Sapir et al. (2003); N = Fitzpatrick et al. (2007); O = Pärtel et al. (2005); P = Gaiarsa et al. (2015); Q = Zhang et al. (2015); R = Knapp et al. (2003); S = Marsh et al. (2007); T = Breiningger et al. (1998); U = Martin et al. (2010); V = Bacchetta et al. (2012a, b); W = Lunney et al. (1996); X = Millsap et al. (1990); Y = Given and Norton (1993); Z = Reece and Noss (2014)

conservation. Fitzpatrick et al. (2007) recommend that a priority system should comprise only a limited number of criteria and should not try to incorporate a long list of factors with a complex weighting system. Schmeller et al. (2008c) recommend that a method should be precise and clear in defining categories, have minimal data requirements, and maintain conservation status and responsibility as two separate factors. Some methods can be quite easily adapted to different contexts, as different studies used an existing method and adapted it to their context (see *ESM_2*). The comparison of six different studies using the same method (see *Table 3*) showed how a method can be adapted in terms of areas, taxa, criteria assessment and summarisation, and data. It is also interesting to highlight that two methods developed for species (Gauthier et al. 2010; Schmeller et al. 2008b) were modified to be applied to habitats or plant communities (Benavent-González et al. 2014; Schmeller et al. 2012). There is always a solution to adjust an approach to fit available data and goals, but if time is a limiting factor, we advise to choose a method which can be easily adapted, using criteria matching the defined goals, and using data that can be easily available for each species to rank.

Finally, the most important challenge could be to anticipate the future changes in order to suggest a progressive and reproducible approach. To define the goals with clarity at the beginning of the work enables to obtain relevant outcomes in order to mitigate the consequences of global environmental changes. As indicated in other conservation orientations such as utilitarian considerations (e.g. Karpouzoglou et al. 2016; Wyborn et al. 2016), the choice of methods and parameters in hierarchisation and prioritisation should take into account social, political and legislative values. Therefore, decision-making is an exercise in implementing technical, social or organisational options. With the frameworks and the comparative tables of existing peer-reviewed methods presented here, managers should be able to choose one well adapted to their goals and local context. This synthesis can help bridge the research-implementation gap by developing and implementing conservation plans in a scientific way.

Acknowledgements This work was supported by the Provence-Alpes-Côte d'Azur (PACA) region, and the Direction Régionale de l'Environnement, de l'Aménagement et du Logement Provence-Alpes-Côte d'Azur (DREAL PACA). The authors thank Benoît Strauss for English language improvement.

Compliance with ethical standards

Conflict of interest The authors declare that they have no conflict of interest.

References

- Abbutt RJF, Scott JM, Wilcove DS (2000) The geography of vulnerability: incorporating species geography and human development patterns into conservation planning. *Biol Conserv* 96:169–175. [https://doi.org/10.1016/S0006-3207\(00\)00064-1](https://doi.org/10.1016/S0006-3207(00)00064-1)
- Andelman SJ, Groves C, Regan HM (2004) A review of protocols for selecting species at risk in the context of US Forest Service viability assessments. *Acta Oecol* 26:75–83. <https://doi.org/10.1016/j.actao.2004.04.005>
- Armitage D, Berkes F, Dale A, Kocho-Schellenberg E, Patton E (2011) Co-management and the coproduction of knowledge: learning to adapt in Canada's Arctic. *Glob Environ Chang* 21:995–1004. <https://doi.org/10.1016/j.gloenvcha.2011.04.006>
- Avery M, Gibbons DW, Porter R, Tew TOM, Tucker G, Williams G (1995) Revising the British Red Data List for birds: the biological basis of UK conservation priorities. *Ibis* 137:232–239. <https://doi.org/10.1111/j.1474-919X.1995.tb08450.x>

- Bacchetta G, Farris E, Pontecorvo C (2012a) A new method to set conservation priorities in biodiversity hotspots. *Plant Biosyst* 146:638–648. <https://doi.org/10.1080/11263504.2011.642417>
- Bacchetta G, Fenu G, Mattana E (2012b) A checklist of the exclusive vascular flora of Sardinia with priority rankings for conservation. *An Jard Bot Madr* 69:81–89. <https://doi.org/10.3989/ajbm.2289>
- Barazani O, Perevolotsky A, Hadas R (2008) A problem of the rich: prioritizing local plant genetic resources for ex situ conservation in Israel. *Biol Conserv* 141:596–600. <https://doi.org/10.1016/j.biocon.2007.10.014>
- Benavent-González A, Lumbreras A, Molina JA (2014) Plant communities as a tool for setting priorities in biodiversity conservation: a novel approach to Iberian aquatic vegetation. *Biodivers Conserv* 23:2135–2154. <https://doi.org/10.1007/s10531-014-0709-3>
- Berg C, Abdank A, Isermann M, Jansen F, Timmermann T, Dengler J (2014) Red Lists and conservation prioritization of plant communities—a methodological framework. *Appl Veg Sci* 17:504–515. <https://doi.org/10.1111/avsc.12093>
- Berthon K, Esperon-Rodríguez M, Beaumont LJ, Carnegie AJ, Leishman MR (2018) Assessment and prioritisation of plant species at risk from myrtle rust (*Austropuccinia psidii*) under current and future climates in Australia. *Biol Conserv* 218:154–162. <https://doi.org/10.1016/j.biocon.2017.11.035>
- Beston JA, Diffendorfer JE, Loss SR, Johnson DH (2016) Prioritizing avian species for their risk of population-level consequences from wind energy development. *PLoS ONE* 11:e0150813. <https://doi.org/10.1371/journal.pone.0150813>
- Bonin A, Nicole F, Pompanon F, Miaud C, Taberlet P (2007) Population Adaptive Index: a new method to help measure intraspecific genetic diversity and prioritize populations for conservation. *Conserv Biol* 21:697–708. <https://doi.org/10.1111/j.1523-1739.2007.00685.x>
- Bottrill MC, Joseph LN, Carwardine J, Bode M, Cook C, Game ET, Grantham H, Kark S, Linke S, McDonald-Madden E, Pressey RL, Walker S, Wilson KA, Possingham HP (2008) Is conservation triage just smart decision making? *Trends Ecol Evol* 23:649–654. <https://doi.org/10.1016/j.tree.2008.07.007>
- Brehm JM, Maxted N, Martins-Loução MA, Ford-Lloyd BV (2010) New approaches for establishing conservation priorities for socio-economically important plant species. *Biodivers Conserv* 19:2715–2740. <https://doi.org/10.1007/s10531-010-9871-4>
- Breiner DR, Barkaszi MJ, Smith RB, Oddy DM, Provan JA (1998) Prioritizing wildlife taxa for biological diversity conservation at the local scale. *Environ Manag* 22:315–321. <https://doi.org/10.1007/s002679900107>
- Brooks TM, Mittermeier RA, da Fonseca GAB, Gerlach J, Hoffmann M, Lamoreux JF, Mittermeier CG, Pilgrim JD, Rodrigues ASL (2006) Global biodiversity conservation priorities. *Science* 313:58–61. <https://doi.org/10.1126/science.1127609>
- Can ÖE, Macdonald DW (2018) Looking under the bonnet of conservation conflicts: can neuroscience help? *Biodivers Conserv* 27:2087–2091. <https://doi.org/10.1007/s10531-018-1514-1>
- Carli E, Frondoni R, Pinna MS, Bacchetta G, Fenu G, Fois M, Marignani M, Puddu S, Blasi C (2018) Spatially assessing plant diversity for conservation: a Mediterranean case study. *J Nat Conserv* 41:35–43. <https://doi.org/10.1016/j.jnc.2017.11.003>
- Carter MF, Hunter WC, Pashley DN, Rosenberg KV (2000) Setting conservation priorities for landbirds in the United States: the partners in flight approach. *The Auk* 117:541–548. [https://doi.org/10.1642/0004-8038\(2000\)117%5b0541:SCPFL1%5d2.0.CO;2](https://doi.org/10.1642/0004-8038(2000)117%5b0541:SCPFL1%5d2.0.CO;2)
- Coates DJ, Atkins KA (2001) Priority setting and the conservation of Western Australia's diverse and highly endemic flora. *Biol Conserv* 97:251–263. [https://doi.org/10.1016/S0006-3207\(00\)00123-3](https://doi.org/10.1016/S0006-3207(00)00123-3)
- Crain BJ, Tremblay RL (2014) Do richness and rarity hotspots really matter for orchid conservation in light of anticipated habitat loss? *Divers Distrib* 20:652–662. <https://doi.org/10.1111/ddi.12179>
- Crain BJ, White JW (2011) Categorizing locally rare plant taxa for conservation status. *Biodivers Conserv* 20:451–463. <https://doi.org/10.1007/s10531-010-9929-3>
- Curti RN, Sajama J, Ortega-Baes P (2017) Setting conservation priorities for Argentina's pseudocereal crop wild relatives. *Biol Conserv* 209:349–355. <https://doi.org/10.1016/j.biocon.2017.03.008>
- da Silva NF, Hanazaki N, Albuquerque UP, Campos JLA, Feitosa IS, Araújo EDL (2019) Local knowledge and conservation priorities of medicinal plants near a protected area in Brazil. *Evid* 2019:8275084. <https://doi.org/10.1155/2019/8275084>
- Dhar U, Rawal RS, Upreti J (2000) Setting priorities for conservation of medicinal plants—a case study in the Indian Himalaya. *Biol Conserv* 95:57–65. [https://doi.org/10.1016/S0006-3207\(00\)00010-0](https://doi.org/10.1016/S0006-3207(00)00010-0)
- Donlan CJ, Wingfield DK, Crowder LB, Wilcox C (2010) Using expert opinion surveys to rank threats to endangered species: a case study with sea turtles. *Conserv Biol* 24:1586–1595. <https://doi.org/10.1111/j.1523-1739.2010.01541.x>

- Doxa A, Albert CH, Leriche A, Saatkamp A (2017) Prioritizing conservation areas for coastal plant diversity under increasing urbanization. *J Environ Manag* 201:425–434. <https://doi.org/10.1016/j.jenvm.an.2017.06.021>
- Dunn EH, Hussell DJT, Welsh DA (1999) Priority-setting tool applied to Canada's landbirds based on concern and responsibility for species. *Conserv Biol* 13:1404–1415. <https://doi.org/10.1046/j.1523-1739.1999.98400.x>
- Fitzpatrick U, Murray ETE, Paxton RJ, Brown MJF (2007) Building on IUCN regional Red Lists to produce lists of species of conservation priority: a model with Irish bees. *Conserv Biol* 21:1324–1332. <https://doi.org/10.1111/j.1523-1739.2007.00782.x>
- Freitag S, van Jaarsveld AS (1997) Relative occupancy, endemism, taxonomic distinctiveness and vulnerability: prioritizing regional conservation actions. *Biodivers Conserv* 6:211–232. <https://doi.org/10.1023/A:1018392019594>
- Gaiarsa MP, Alencar LRV, Valdujo PH, Tambosi LR, Martins M (2015) Setting conservation priorities within monophyletic groups: an integrative approach. *J Nat Conserv* 24:49–55. <https://doi.org/10.1016/j.jnc.2015.01.006>
- Game ET, Kareiva P, Possingham HP (2013) Six common mistakes in conservation priority setting. *Conserv Biol* 27:480–485. <https://doi.org/10.1111/cobi.12051>
- Gauthier P, Debussche M, Thompson JD (2010) Regional priority setting for rare species based on a method combining three criteria. *Biol Conserv* 143:1501–1509. <https://doi.org/10.1016/j.biocon.2010.03.032>
- Gauthier P, Foulon Y, Jupille O, Thompson JD (2013) Quantifying habitat vulnerability to assess species priorities for conservation management. *Biol Conserv* 158:321–325. <https://doi.org/10.1016/j.biocon.2012.08.012>
- Given DR, Norton DA (1993) A multivariate approach to assessing threat and for priority setting in threatened species conservation. *Biol Conserv* 64:57–66. [https://doi.org/10.1016/0006-3207\(93\)90383-C](https://doi.org/10.1016/0006-3207(93)90383-C)
- Harris JBC, Green JM, Prawiradilaga DM, Giam X, Hikmatullah D, Putra CA, Wilcove DS (2015) Using market data and expert opinion to identify overexploited species in the wild bird trade. *Biol Conserv* 187:51–60. <https://doi.org/10.1016/j.biocon.2015.04.009>
- Henle K, Bauch B, Auliya M, Kulvik M, Pe'er G, Schmeller DS, Framstad E (2013) Priorities for biodiversity monitoring in Europe: a review of supranational policies and a novel scheme for integrative prioritization. *Ecol Indic* 33:5–18. <https://doi.org/10.1016/j.ecolind.2013.03.028>
- Isaac NJB, Turvey ST, Collen B, Waterman C, Baillie JEM (2007) Mammals on the EDGE: conservation priorities based on threat and phylogeny. *PLoS ONE* 2:1–7. <https://doi.org/10.1371/journal.pone.0000296>
- Isaac NJB, Redding DW, Meredith HM, Safi K (2012) Phylogenetically-informed priorities for amphibian conservation. *PLoS ONE* 7:1–8. <https://doi.org/10.1371/journal.pone.0043912>
- IUCN (2001) IUCN Red List categories and criteria: Version 3.1. IUCN Species Survival Commission. IUCN, Gland and Cambridge
- IUCN (2012) IUCN Red List categories and criteria: Version 3.1. 2nd edn. IUCN, Gland and Cambridge
- IUCN/WCMC (1994) Guidelines for protected area management categories. IUCN, Gland and Cambridge
- Jiménez-Alfaro J, Colubi A, González-Rodríguez G (2010) A comparison of point-scoring procedures for species prioritization and allocation of seed collection resources in a mountain region. *Biodivers Conserv* 19:3667–3684. <https://doi.org/10.1007/s10531-010-9921-y>
- Joseph LN, Maloney RF, Possingham HP (2009) Optimal allocation of resources among threatened species: a project prioritization protocol. *Conserv Biol* 23:328–338. <https://doi.org/10.1111/j.1523-1739.2008.01124.x>
- Kala CP, Farooquee NA, Dhar U (2004) Prioritization of medicinal plants on the basis of available knowledge, existing practices and use value status in Uttaraanchal, India. *Biodivers Conserv* 13:453–469. <https://doi.org/10.1023/B:BIOC.0000006511.67354.7f>
- Karpouzoglou T, Dewulf A, Clark J (2016) Advancing adaptive governance of social-ecological systems through theoretical multiplicity. *Environ Sci Policy* 57:1–9. <https://doi.org/10.1016/j.envsc.2015.11.011>
- Keller V, Bollmann K (2004) From Red Lists to species of conservation concern. *Conserv Biol* 18:1636–1644. <https://doi.org/10.1111/j.1523-1739.2004.00464.x>
- Knapp SM, Russell RE, Swihart RK (2003) Setting priorities for conservation: the influence of uncertainty on species rankings of Indiana mammals. *Biol Conserv* 111:223–234. [https://doi.org/10.1016/S0006-3207\(02\)00278-1](https://doi.org/10.1016/S0006-3207(02)00278-1)
- Knight AT, Cowling RM, Rouget M, Balmford A, Lombard AT, Campbell BM (2008) Knowing but not doing: selecting priority conservation areas and the research-implementation gap. *Conserv Biol* 22:610–617. <https://doi.org/10.1111/j.1523-1739.2008.00914.x>

- Kricsfalussy VV, Trevisan N (2014) Prioritizing regionally rare plant species for conservation using herbarium data. *Biodivers Conserv* 23:39–61. <https://doi.org/10.1007/s10531-013-0583-4>
- Lambeck RJ (1997) Focal species: a multi-species umbrella for nature conservation. *Conserv Biol* 11:849–856. <https://doi.org/10.1046/j.1523-1739.1997.96319.x>
- Le Berre M, Noble V, Pires M, Casazza G, Minuto L, Mariotti M, Abdulhak S, Fort N, Médail F, Diademata K (2018) Applying a hierarchisation method to a biodiversity hotspot: challenges and perspectives in the South-Western Alps flora. *J Nat Conserv* 42:19–27. <https://doi.org/10.1016/j.jnc.2018.01.007>
- Leach M, Scoones I, Stirling A (2010) *Dynamic sustainabilities*. Earthscan, London
- Lunney D, Curtin A, Ayers D, Cogger HG, Dickman CR (1996) An ecological approach to identifying the endangered fauna of New South Wales. *Pac Conserv Biol* 2:212–231. <https://doi.org/10.1071/PC960212>
- Mace GM, Possingham HP, Leader-Williams N (2007) Prioritizing choices in conservation. In: Macdonald DW, Service K (eds) *Key topics in conservation biology*. Blackwell Publishers, Oxford, pp 17–34
- Maciel EA, Oliveira-Filho AT, Eisenlohr PV (2016) Prioritizing rare tree species of the Cerrado-Amaزون ecotone: warnings and insights emerging from a comprehensive transitional zone of South America. *Nat Conserv* 14:74–82. <https://doi.org/10.1016/j.ncon.2016.10.002>
- Mantyka-Pringle CS, Martin TG, Moffatt DB, Udy J, Olley J, Saxton N, Sheldon F, Bunn SE, Rhodes JR (2016) Prioritizing management actions for the conservation of freshwater biodiversity under changing climate and land-cover. *Biol Conserv* 197:80–89. <https://doi.org/10.1016/j.biocon.2016.02.033>
- Marage D, Garraud L, Rameau JC (2005) Une démarche pour la hiérarchisation des enjeux en matière de conservation et de gestion des habitats naturels: exemple d'évaluation patrimoniale de la végétation du bassin versant du Petit-Buëch (Hautes-Alpes). *Rev ecol (Terre Vie)* 60:193–209
- Margules CR, Pressey RL (2000) Systematic conservation planning. *Nature* 405:243–253. <https://doi.org/10.1038/35012251>
- Marris E (2007) What to let go. *Nature* 450:152–155. <https://doi.org/10.1038/450152a>
- Marsh H, Dennis A, Hines H, Kutt A, McDonald K, Weber E, Williams S, Winter J (2007) Optimizing allocation of management resources for wildlife. *Conserv Biol* 21:387–399. <https://doi.org/10.1111/j.1523-1739.2006.00589.x>
- Martín JL (2009) Are the IUCN standard home-range thresholds for species a good indicator to prioritize conservation urgency in small islands? A case study in the Canary Islands (Spain). *J Nat Conserv* 17:87–98. <https://doi.org/10.1016/j.jnc.2008.10.001>
- Martín JL, Cardoso P, Arechavaleta M, Borges PAV, Faria BF, Abreu C, Aguiar AF, Carvalho JA, Costa AC, Cunha RT, Fernandes FM, Gabriel R, Jardim R, Lobo C, Martins AMF, Oliveira P, Rodrigues P, Silva L, Teixeira D, Amorim IR, Homem N, Martins B, Martins M, Mendonça E (2010) Using taxonomically unbiased criteria to prioritize resource allocation for oceanic island species conservation. *Biodivers Conserv* 19:1659–1682. <https://doi.org/10.1007/s10531-010-9795-z>
- Master LL (1991) Assessing threats and setting priorities for conservation. *Conserv Biol* 5:59–563. <https://doi.org/10.1111/j.1523-1739.1991.tb00370.x>
- McDermid J, Browne D, Chetkiewicz CL, Chu C (2015) Identifying a suite of surrogate freshwater fish species: a case study of conservation prioritization in Ontario's Far North, Canada. *Aquat Conserv Mar Freshw Ecosyst* 25:855–873. <https://doi.org/10.1002/aqc.2557>
- Mee JA, Bernatchez L, Reist JD, Rogers SM, Taylor EB (2015) Identifying designatable units for intraspecific conservation prioritization: a hierarchical approach applied to the lake whitefish species complex (*Coregonus* spp.). *Evol Appl* 8:423–441. <https://doi.org/10.1111/eva.12247>
- Miller RM, Rodriguez JP, Aniskowicz-Fowler T, Bambaradeniya C, Boles R, Eaton MA, Gardenfors U, Keller V, Molur S, Walfer S, Pollock C (2006) Extinction risk and conservation priorities. *Science* 313:441. <https://doi.org/10.1126/science.313.5786.441a>
- Millsap BA, Gore JA, Runde DE, Cerulean SI (1990) Setting priorities for the conservation of fish and wildlife species in Florida. *Wildl Monogr* 111:1–57
- Mounce R, Rivers M, Sharrock S, Smith P, Brockington S (2017) Comparing and contrasting threat assessments of plant species at the global and sub-global level. *Biodivers Conserv* 27:907–930. <https://doi.org/10.1007/s10531-017-1472-z>
- Myers N, Mittermeier RA, Mittermeier CG, da Fonseca GAB, Kent J (2000) Biodiversity hotspots for conservation priorities. *Nature* 403:853–858. <https://doi.org/10.1038/35002501>
- Nicholson E, Lindenmayer DB, Frank K, Possingham HP (2013) Testing the focal species approach to making conservation decisions for species persistence. *Divers Distrib* 19:530–540. <https://doi.org/10.1111/ddi.12066>

- Ottewell KM, Bickerton DC, Byrne M, Lowe AJ (2016) Bridging the gap: a genetic assessment framework for population-level threatened plant conservation prioritisation and decision-making. *Divers Distrib* 22:174–188. <https://doi.org/10.1111/ddi.12387>
- Pärtel M, Kaameles R, Reier U, Tuvi EL, Roosaluuste E, Vellak A, Zobel M (2005) Grouping and prioritization of vascular plant species for conservation: combining natural rarity and management need. *Biol Conserv* 123:271–278. <https://doi.org/10.1016/j.biocon.2004.11.014>
- Possingham HP, Andelman SJ, Burgman MA, Medellín RA, Master LL, Keith DA (2002) Limits to the use of threatened species lists. *Trends Ecol Evol* 17:503–507. [https://doi.org/10.1016/S0169-5347\(02\)02614-9](https://doi.org/10.1016/S0169-5347(02)02614-9)
- Potter KM, Crane BS, Hargrove WW (2017) A United States national prioritization framework for tree species vulnerability to climate change. *New For* 48:275–300. <https://doi.org/10.1007/s11056-017-9569-5>
- Pouget M, Baumel A, Diadema K, Médail F (2016) Conservation unit allows assessing vulnerability and setting conservation priorities for a Mediterranean endemic plant within the context of extreme urbanization. *Biodivers Conserv* 26:293–307. <https://doi.org/10.1007/s10531-016-1242-3>
- Pullin AS, Sutherland W, Gardner T, Kapos V, Fa JE (2013) Conservation priorities: Identifying need, taking action and evaluating success. In: Macdonald DW, Willis KJ (eds) *Key topics in conservation biology*, vol 2. Wiley, Oxford, pp 3–22
- Redding DW, Mooers AØ (2006) Incorporating evolutionary measures into conservation prioritization. *Conserv Biol* 20:1670–1678. <https://doi.org/10.1111/j.1523-1739.2006.00555.x>
- Redding DW, DeWolff CV, Mooers AØ (2010) Evolutionary distinctiveness, threat status, and ecological oddity in primates. *Conserv Biol* 24:1052–1058. <https://doi.org/10.1111/j.1523-1739.2010.01532.x>
- Reece JS, Noss RF (2014) Prioritizing species by conservation value and vulnerability: a new index applied to species threatened by sea-level rise and other risks in Florida. *Nat Areas J* 34:31–45. <https://doi.org/10.3375/043.034.0105>
- Regan HM, Hierl LA, Franklin J, Deutschman DH, Schmalbach HL, Winchell CS, Johnson BS (2008) Species prioritization for monitoring and management in regional multiple species conservation plans. *Divers Distrib* 14:462–471. <https://doi.org/10.1111/j.1472-4642.2007.00447.x>
- Rodrigues ASL, Akçakaya HR, Andelman SJ, Bakarr MI, Boitani L, Brooks TM, Chanson JS, Fishpool LDC, da Fonseca GAB, Gaston KJ, Hoffmann M, Marquet PA, Pilgrim JD, Pressey RL, Schipper J, Sechrest W, Stuart SN, Underhill LG, Waller RW, Watts J, Yan X (2004) Global gap analysis: priority regions for expanding the global protected-area network. *BioScience* 54:1092–1100. [https://doi.org/10.1641/0006-3568\(2004\)054%5b1092:GGAPRF%5d2.0.CO;2](https://doi.org/10.1641/0006-3568(2004)054%5b1092:GGAPRF%5d2.0.CO;2)
- Rodríguez JP, Rojas-Suárez F, Sharpe CJ (2004) Setting priorities for the conservation of Venezuela's threatened birds. *Oryx* 38:373–382. <https://doi.org/10.1017/S0030605304000730>
- Sapir Y, Shmida A, Fragman O (2003) Constructing Red Numbers for setting conservation priorities of endangered plant species: Israeli flora as a test case. *J Nat Conserv* 11:91–107. <https://doi.org/10.1078/1617-1381-00041>
- Schatz B, Gauthier P, Debussche M, Thompson JD (2014) A decision tool for listing species for protection on different geographic scales and administrative levels. *J Nat Conserv* 22:75–83. <https://doi.org/10.1016/j.jnc.2013.09.003>
- Schmeller DS, Bauch B, Gruber B, Juskaitis R, Budrys E, Babij V, Lanno K, Sammül M, Varga Z, Henle K (2008a) Determination of conservation priorities in regions with multiple political jurisdictions. *Biodivers Conserv* 17:3623–3630. <https://doi.org/10.1007/s10531-008-9446-9>
- Schmeller DS, Gruber B, Bauch B, Lanno K, Budrys E, Babij V, Juskaitis R, Sammül M, Varga Z, Henle K (2008b) Determination of national conservation responsibilities for species conservation in regions with multiple political jurisdictions. *Biodivers Conserv* 17:3607–3622. <https://doi.org/10.1007/s10531-008-9439-8>
- Schmeller DS, Gruber D, Budrys E, Framsted E, Lengyel S, Henle K (2008c) National responsibilities in European species conservation: a methodological review. *Conserv Biol* 22:593–601. <https://doi.org/10.1111/j.1523-1739.2008.00961.x>
- Schmeller DS, Maier A, Evans D, Henle K (2012) National responsibilities for conserving habitats—a freely scalable method. *Nat Conserv* 3:21–44. <https://doi.org/10.3897/natureconservation.3.3710>
- Schmeller DS, Lin YP, Ding TS, Klenke R, Evans D, Henle K (2014) Determining responsibilities to prioritize conservation actions across scales. In: Henle K, Potts S, Kunin W, Matsinos Y, Simila J, Pantis J, Grobelnik V, Penev L, Settele J (eds) *Scaling in ecology and biodiversity conservation*. Pensoft Publishers, Sofia, pp 97–99

- Schnittler M, Günther KF (1999) Central European vascular plants requiring priority conservation measures—an analysis from national Red Lists and distribution maps. *Biodivers Conserv* 8:891–925. <https://doi.org/10.1023/A:1008828704456>
- Still SM, Frances AL, Treher AC, Oliver L (2015) Using two climate change vulnerability assessment methods to prioritize and manage rare plants: a case study. *Nat Areas J* 35:106–121. <https://doi.org/10.3375/043.035.0115>
- Stockes DL (2018) Why conserving species in the wild still matters. *Biodivers Conserv* 27:1539–1544. <https://doi.org/10.1007/s10531-018-1509-y>
- Tali BA, Khuroo AA, Nawchoo IA, Ganie AH (2018) Prioritizing conservation of medicinal flora in the Himalayan biodiversity hotspot: an integrated ecological and socioeconomic approach. *Environ Conserv*. <https://doi.org/10.1017/s0376892918000425>
- van Kerkhoff L (2013) Knowledge governance for sustainable development: a review. *Chall Sustain* 1:82–93. <https://doi.org/10.12924/cis2013.01020082>
- Vereecken NJ (2017) A phylogenetic approach to conservation prioritization for Europe’s bumblebees (Hymenoptera: Apidae: *Bombus*). *Biol Conserv* 206:21–30. <https://doi.org/10.1016/j.biocn.2016.12.009>
- Warren MS, Barnett LK, Gibbons DW, Avery MI (1997) Assessing national conservation priorities: an improved Red List of British butterflies. *Biol Conserv* 82:317–328. [https://doi.org/10.1016/S0006-3207\(97\)00037-2](https://doi.org/10.1016/S0006-3207(97)00037-2)
- Wilson KA, Underwood EC, Morrison SA, Klausmeyer KR, Murdoch WW, Reyers B, Wardell-Johnson G, Marquet PA, Rundel PW, McBride MF, Pressey RL, Bode M, Hoekstra JM, Anelman S, Looker M, Rondinini C, Kareiva P, Shaw MR, Possingham HP (2007) Conserving biodiversity efficiently: what to do, where, and when. *PLoS Biol* 5:1850–1861. <https://doi.org/10.1371/journal.pbio.0050223>
- Wilson KA, Carwardine J, Possingham HP (2009) Setting conservation priorities. *Ann NY Acad Sci* 1162:237–264. <https://doi.org/10.1111/j.1749-6632.2009.04149.x>
- Wyborn C, van Kerkhoff L, Dunlop M, Dudley N, Guevara O (2016) Future oriented conservation: knowledge governance, uncertainty and learning. *Biodivers Conserv* 25:1401–1408. <https://doi.org/10.1007/s10531-016-1130-x>
- Zhang X, Gao X, Wang J, Cao W (2015) Extinction risk and conservation priority analyses for 64 endemic fishes in the Upper Yangtze River, China. *Environ Biol Fish* 98:261–272. <https://doi.org/10.1007/s10641-014-0257-4>

Affiliations

Maëlle Le Berre¹ · Virgile Noble¹ · Mathias Pires¹ · Frédéric Médail² · Katia Diadema¹

¹ Conservatoire Botanique National Méditerranéen de Porquerolles (CBNMed), 34 Avenue Gambetta, 83400 Hyères, France

² Aix Marseille Univ, Avignon Univ, CNRS, IRD, IMBE. Technopôle de l’Arbois-Méditerranée, BP 80, 13 545 Aix-en-Provence cedex 4, France

Virgile Noble
v.noble@cbnmed.fr

Mathias Pires
m.pires@cbnmed.fr

Frédéric Médail
frederic.medail@imbe.fr

Katia Diadema
k.diadema@cbnmed.fr