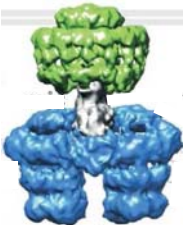

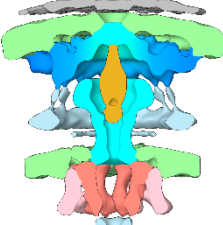
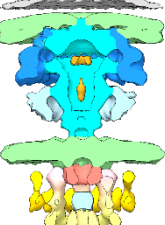


Fig 2 Blèves *et al* 2019

T4SS Substr Target	R388 Trw Prot-DNA Bacteria 	F Tra Prot-DNA Bacteria 	<i>L.pn</i> Dot-Icm Protein Human 	<i>H.pylori</i> Cag Protein Human 
Method	single particle nsEM	<i>in situ</i> cryo-ET	<i>in situ</i> cryo-ET	<i>in situ</i> cryo-ET
Stoich OMC IMCC	14x 2x (6x)	13x 6x	13x 6x	14x 6x
Size (Å) OM Pore Cyt	185 Ø25 255	250 Ø20 300	420 Ø30 320	420 Ø35 360
Refs	Low <i>et al</i> 2014 Fronzes <i>et al</i> 2009	Hu <i>et al</i> 2019	Chetrit <i>et al</i> 2018	Hu <i>et al</i> 2019b Chung <i>et al</i> 2019