



HAL
open science

Complementary Monopolies with asymmetric information

Didier Laussel, Joana Resende

► **To cite this version:**

Didier Laussel, Joana Resende. Complementary Monopolies with asymmetric information. 2023. hal-02470541

HAL Id: hal-02470541

<https://amu.hal.science/hal-02470541>

Preprint submitted on 6 Oct 2023

HAL is a multi-disciplinary open access archive for the deposit and dissemination of scientific research documents, whether they are published or not. The documents may come from teaching and research institutions in France or abroad, or from public or private research centers.

L'archive ouverte pluridisciplinaire **HAL**, est destinée au dépôt et à la diffusion de documents scientifiques de niveau recherche, publiés ou non, émanant des établissements d'enseignement et de recherche français ou étrangers, des laboratoires publics ou privés.

Complementary Monopolies with Asymmetric Information

Didier Laussel
Joana Resende

WP 2018 - Nr 42

Complementary Monopolies with Asymmetric Information*

Didier Laussel[†] and Joana Resende[‡]

December 3, 2018

Abstract

We investigate how asymmetric information on final demand affects strategic interaction between a downstream monopolist and a set of upstream monopolists, who independently produce complementary inputs. We study an intrinsic private common agency game in which each supplier i independently proposes a pricing schedule contract to the assembler, specifying the supplier's payment as a function of the assembler's purchase of input i . We provide a necessary and sufficient equilibrium condition. A lot of equilibria satisfy this condition but there is a unique Pareto-undominated Nash equilibrium from the suppliers' point of view. In this equilibrium there are unavoidable efficiency losses due to excessively low sales of the good. However, suppliers may be able to limit these distortions by implicitly coordinating on an equilibrium with a rigid (positive) output in bad demand circumstances.

JEL-Classification: *D82, L10, L14, L22.*

Keywords: *complementary inputs, asymmetric information, private common agency games.*

1 Introduction

This paper investigates how asymmetric information on final demand affects strategic interaction when a set of upstream monopoly firms independently

*The authors thank Daniel Spulber, David Martimort, Jean Gabszewicz, João Correia-da-Silva and Michel Le Breton, Pierre Picard and Skerdilajda Zanaaj for their useful comments on the paper. The authors also thank the participants of the GREQAM Workshop in honour of Didier Laussel (March 2016) and the attendants of the CEF-UP WiP Seminar (May 2016), SAET Meetings (July 2016), EARIE (August 2016), attendants of the Economics Seminar at the University of Luxembourg (October 2016). The usual disclaimer applies.

[†]Aix-Marseille Univ., CNRS, EHESS, Centrale Marseille, AMSE

[‡]Cef.up, Economics Department, University of Porto. Email: jresende@fep.up.pt. This research has been financed by the European Regional Development Fund through COMPETE 2020 – Programa Operacional Competitividade e Internacionalização (POCI) and by Portuguese public funds through FCT (Fundação para a Ciência e a Tecnologia) in the framework of the project POCI-01-0145-FEDER-006890

provide complementary inputs to the better informed downstream monopolist (complementary monopolies framework¹). In particular, we identify unavoidable efficiency losses generated by excessive cumulative input rates² and we analyze whether input suppliers are able to mitigate these problems.

These questions are not new but they are now more crucial than they were at the time when Cournot (1838) wrote the Chapter IX of his *Recherches sur les Principes Mathématiques de la Théorie des Richesses* on the "mutual relations of producers". Whereas Cournot considered copper and zinc suppliers selling to competitive producers of brass, modern examples include a wide range of situations, like for instance: Microsoft and Intel selling respectively chip and operative system to computer makers (HP, Lenovo, Dell.); Boeing buying jet engines to General Electric and avionics to Honeywell. Indeed, as products become more and more sophisticated, input complementarities also become more pervasive. For example, in the biotech industry, modern vaccines incorporate numerous inputs with corresponding third-party proprietary rights attached. In the aviation industry, Laussel (2008) refers that Airbus has no less than 15.000 suppliers among which 600 suppliers are providing parts of planes equipment. Lemley and Shapiro (2006) or Gerardin et al. (2008) refer that modern smart-phones incorporate thousands of inputs, whose licenses are held by a fairly large number of firms.³

Over two centuries, the economics literature has identified two sources of inefficiency arising within complementary monopolies set-ups: (i) coordination failures among input suppliers and, (ii) double marginalization. First, as follows from the seminal work of Cournot (1838), the fact that input suppliers set their prices independently (without accounting for the impact of such decisions on other suppliers) leads to inefficiently low output production. Second, as long as upstream firms exert some degree of bargaining power, they do not account for the effect of their pricing decisions on the downstream firms' profits, leading to the well-known double marginalization problem (Spengler, 1950). The two effects result in price (output) levels which are greater (smaller) than the ones which would follow from joint profit maximization.

While *in a complete information set-up*, the adoption of sophisticated pricing strategies (e.g non-linear pricing strategies like two-part tariffs) is able to eliminate the two distortions described above⁴, we conclude that it is no longer

¹In this set-up, firms' interactions are not only horizontal (between suppliers) but also vertical (between the suppliers and the downstream firm(s)), so that the term "complementary monopolies" has to be taken in a broad sense.

²For example, at the European level, there have been a lively debate on the consequences of excessive cumulative input rates. For example, this issue is at the heart at the debates on "fair, reasonable and non-discriminatory (FRAND)" terms to remunerate patent holders.

³For example, according to Gerardin et al. (2008) for the European version of 3G, WCDMA, if we consider patents from all jurisdictions, there were 7.000 essential patents declared to the European Telecommunications Standards Institute (in 2004). The authors also refer that these patents were held by many different firms.

⁴First, it is well known that the equilibrium "marginal price" of the non-linear pricing strategy is equal to the marginal cost, eliminating the double marginalization issues (see, e.g. Tirole, 1988). Second, non-linear pricing also rules out coordination issues among input

the case when the downstream firm is better informed about demand than input suppliers. Intuitively, if the suppliers used truthful strategies which are optimal in the full information case, the assembler would misreport (underestimate) the consumers' willingness to pay for the good in order to reduce the payments due to the suppliers. Thus, under asymmetric information, non-linear pricing strategies are no more able to restore joint profit maximization of the vertical chain (in an attempt to reduce the assembler's informational rent, each supplier ends up setting an excessively high price for its input).

Some first insights on the answers to these questions may be drawn from a general paper by Martimort and Stole (2009a) on private common agency games.⁵ The authors model competition in non-linear price schedules between two firms (the principals), each selling one good to a privately informed consumer (the agent) with the two goods ranging from perfect complements to perfect substitutes. Their model may be alternatively interpreted as a game between two upstream firms and a informed downstream monopolist and, in the perfect complements case, this boils down to our own complementary monopolies model. The authors show that the equilibrium sales level is smaller than the one which would maximize the suppliers' joint profits. However, they only look at the differentiable equilibrium⁶, whereas we find that, at least in the perfect complements case, this is only one among a lot of possible equilibria.

More precisely, we consider a game in which each input supplier independently offers to the assembler a non-linear pricing schedule which specifies the payment required for any given quantity of purchased input. Then, the assembler observes the true demand, deciding whether he accepts or rejects all the suppliers' proposals. Formally, the game we analyze here is an *intrinsic private common agency game*.⁷

In line with the common agency theory, we look for the Nash equilibrium of the intrinsic private common agency game describe above. We find a necessary and sufficient condition for the assembler's equilibrium sales function (which

suppliers, as shown by the seminal works of Bernheim and Whinston (1986a and 1986b), who conclude that, at the *truthful equilibria* of common agency games, the aggregate profits of the vertical structure are maximized. All these strategies obey the same simple principle: they make the downstream firm (the "Agent") the *residual claimant* with respect to the upstream firm(s) (the "Principal(s)")

⁵Common agency is a formal setting in which several "Principals" choose in a first stage transfer schedules intended to influence second stage actions of an "Agent". Many standard IO models are in fact common agency models with restricted sets of transfer schedules (such as linear or two-part tariffs). Two papers by Bernheim and Whinston have pioneered the formal study of common agency games: Bernheim and Whinston (1986a) in the case of complete information and Bernheim and Whinston (1986b) in the case of Agent's private information. Applications to IO include Monteiro and Page (1998, 2008).

⁶The only equilibrium they characterize in this context is the differentiable one without any bunching, except at the zero outputs levels (in their framework, this has to do with partial market coverage rather than with true bunching).

⁷It is *intrinsic* because the assembler either contracts with all suppliers or with none of them due to the perfect complementarity of inputs. It is *private* since each principal (supplier) *i*'s contract is conditional only on the privately observed purchases of input *i* by the agent (the assembler), thus excluding, under free disposal, the possibility of contracting payments on the level of downstream sales as well as the levels of purchases of the other inputs.

defines equilibrium sales as a function of the realized value of the demand parameter). This condition is twofold. First, it implies a ceiling on the sales level, which is below the level that maximizes the suppliers' aggregate expected profits (leading to unavoidable efficiency losses). Second, it includes a sub-condition, which defines a set of admissible sales functions. The latter are such that either (i) the equilibrium sales level increases with the demand unknown parameter or (ii) it is constant over an interval (bunching) of demand realizations. While the second sub-condition is not new for public common agency screening games (see, in particular, Martimort et al. 2016 and Martimort and Stole, 2015), it is a new result in for private common agency games. Moreover, in our case, we need to impose an original restriction on the set of equilibrium sales functions (the sales' ceiling referred earlier) so that not all the sales functions satisfying the condition in Martimort *et al.* (2016) constitute an equilibrium in the present paper.

Nonetheless, this paper shows that a lot of equilibria satisfy our necessary and sufficient condition, including regular (differentiable), semi-regular equilibria, constant, step-function equilibria, hybrid equilibria. However, those equilibria are not all equivalent from the suppliers' point of view. We show that there is a unique Pareto-undominated Nash equilibrium. This equilibrium is such that, in the best demand states, sales are strictly increasing with the demand intercept. In the worst demand circumstances, two cases may arise: (i) when the extent of *ex-ante* demand uncertainty is large, the market is not covered, (ii) when the range of possible demand realizations is sufficiently narrow, suppliers prefer to have a rigid (and strictly positive) level of sales, mitigating the underprovision inefficiencies associated with the assembler's informational rent. Although in the last case, there is less flexibility to adjust sales to the demand circumstances, suppliers benefit from selecting the most favorable equilibrium contract (as if they were implicitly coordinating on a strictly positive output level).

The possibility of bunching at the bottom arising in our set-up also looks like an extension to an incomplete information framework of the type of equilibrium with fixed output (in the negotiation phase) proposed by Spulber (2016) to restore allocative efficiency in an upstream-downstream framework with complementary monopolies.⁸ Indeed, our equilibrium output level tends in the limit towards a constant one when the *ex-ante* uncertainty on demand vanishes. However, differently from Spulber (2016), in our case, the efficiency losses are unavoidable since the constant output level remains too low to maximize the joint profits of the vertical structure.

The paper is organized as follows. In Section 2, we present the baseline model. In Section 3, we analyze the assembler's decisions, in Section 4 the suppliers' optimization problems. In Section 5, we characterize the equilibrium sales functions. In Section 6 we review the possible equilibria, identifying which equilibria are Pareto dominated from the supplier's perspective. Finally, in

⁸More precisely, Spulber (2016) finds out that joint profit maximization can be achieved under strategic interaction among multiple sequential decisions, involving quantities of various inputs (in the first stage) as well as prices (in the second stage).

Section 7, we conclude. All the missing proofs are presented in Appendix.

2 The Model

Consider a downstream monopoly firm (the "assembler") that manufactures/assembles a good from n complementary parts. The latter are supplied by n independent upstream firms (the "subcontractors" or "suppliers"). We assume perfect complementarity among components, meaning that one unit of the good requires one unit of each component part. The set of suppliers is denoted by N . The assembler's and the suppliers constant marginal costs are normalized to zero.⁹

For the sake of simplicity, the good's final demand is supposed to be linear, with:

$$D(P) = \theta - P \Leftrightarrow P = \theta - Q, \quad (1)$$

where θ stands for consumers' willingness to pay for the final product, P stands for the price in the downstream market and $Q \in [0, q_{\max}]$ represents the sales in the downstream market (i.e. the assembler's output). The value of θ is assumed to be private information of the assembler.¹⁰ Each subcontractor has the same prior on θ , represented by a cumulative distribution function $F(\cdot)$ and a strictly positive density function f everywhere on $[\underline{\theta}, \bar{\theta}]$. We make the classical assumption that the inverse hazard rate, $h(\theta) = \frac{1-F(\theta)}{f(\theta)}$, is non-increasing in θ . This assumption is satisfied by all the usual distributions (e.g. uniform, exponential, normal, binomial, Poisson..).

Assumption 1: $h'(\theta) \leq 0$.

We analyze here a two-stage game between the assembler and the suppliers. In the first stage, each of the n subcontractors independently offers a upper-hemi-continuous tariff (pricing schedule) $T_i : [0, q_{\max}] \rightarrow \mathbb{R}$, i.e. each supplier promises to supply $q_i \in [0, q_{\max}]$ units of input i to the assembler in exchange of a payment¹¹ $T_i(q_i)$. This offer is chosen to maximize its own expected profit. Then, in the second stage, the assembler learns the realized value of θ and, given the tariffs $T_i(\cdot)$ proposed by the n suppliers, it accepts or rejects all the subcontractors' proposals. If it rejects them, it does not produce and it earns zero profits. If it accepts them, it chooses, after learning the realized value of θ ,

⁹To avoid any loss of generality, we simply suppose that, when indifferent between two supply levels of input i , a supplier always selects the smallest one. An infinitesimal cost of production is indeed enough to break a possible indifference.

¹⁰Informational issues of this sort are quite common in decentralized supply chains (e.g. Özer and Wei, 2006 or Oh and Özer, 2006). For example, Özer and Wei (2006) argue that "*the manufacturer often has better demand information because of her proximity to consumers*". It is also worth noting that the model could be easily changed to accomodate asymmetric information about costs instead of demand.

¹¹Throughout the text we will use the terms *tariffs*, *payments* and *pricing schedules* interchangeably.

to produce the output level Q and to buy the quantities of input q_i ($i = 1, 2, \dots, n$) which maximize its profits.

The IO problem we are looking at here is formally a common agency game in which the suppliers (the Principals) simultaneously and independently attempt to influence the assembler's (Agent's) second-period choice of input and output levels. This influence is exerted through the decision on the pricing schedules which are only restricted here to be upper hemi-continuous. Actually, the standard model in which the suppliers first choose the prices of the inputs and the downstream monopolist then fixes its price or output level is nothing else than a common agency model in which the pricing schedules are constrained to be linear.

The common agency game studied in this paper has two key features. It is an *intrinsic* common agency game because the assembler either contracts with all suppliers or with none of them and it is *private* since each principal contracts on a different observed variable chosen by the downstream firm. It differs from a *public* common agency game where each principal would offer a contract in which the suppliers' payments would all depend on the same variable, such as a "royalty contract" in which all payments depend on the downstream firm's final sales. We implicitly assume here that the sales level is not publicly observable or not contractible or both. Hence, as currently observed in practice, the contract between the downstream firm and each supplier i specifies payments which are only conditional on the quantity of input i which is bought by the assembler to supplier i , not on the amount of input actually used¹².

Let $\mathbf{q} = \{q_1, q_2, \dots, q_n\}$ be the vector of input levels. Assumption 2 below states that the assembler must buy at least the quantities of input required to produce the intended output level but he is free to buy greater quantities. When doing so, it does not bear any storage or disposal costs.

Assumption 2 (Free disposal): The set of admissible inputs and output levels is

$$\Delta = \{Q \in [0, q_{\max}], \mathbf{q} \in [0, q_{\max}]^n : Q \leq q_i, i = 1, 2, \dots, n\}.$$

Let now $\mathbf{T}^* = \{T_1^*(\cdot), T_2^*(\cdot), \dots, T_n^*(\cdot)\}$ be the array of equilibrium tariffs functions and \mathbf{T}_{-i}^* the array of equilibrium tariff functions of suppliers other than i . In line with standard common agency theory, we will focus our attention on the pure-strategy perfect Bayesian equilibrium, whose formal definition is presented below:

Definition 1 *An equilibrium of this game is an array of equilibrium tariff functions \mathbf{T}^* , an equilibrium output function $Q(\theta) = Q(\theta, \mathbf{T}^*)$ and an array of equilibrium input functions $\mathbf{q}(\theta) = (q_1(\theta), \dots, q_n(\theta)) = \mathbf{q}(\theta, \mathbf{T}^*)$, such that, for any $i = 1, 2, \dots, n$:*

¹²The latter assumption would be equivalent to a contract based on the sales level.

(i)

$$\{Q(\theta, \mathbf{T}_{-i}^*, T_i), \mathbf{q}(\theta, \mathbf{T}_{-i}^*, T_i)\} \in \arg \max_{\{Q, \mathbf{q}\} \in \Delta} \left[(\theta - Q)Q - \sum_{j=1, j \neq i}^n T_j^*(q_j) - T_i(q_i) \right],$$

(ii)

$$T_i^*(\cdot) \in \arg \max_{T_i(\cdot)} E[T_i(q_i(\theta, \mathbf{T}_{-i}^*, T_i))]$$

subject to

$$\Pi(\theta, Q(\theta, \mathbf{T}_{-i}^*, T_i), \mathbf{q}(\theta, \mathbf{T}_{-i}^*, T_i), \mathbf{T}_{-i}^*, T_i) \geq 0, \forall \theta \in [\underline{\theta}, \bar{\theta}],$$

where $\Pi(\cdot)$ denotes the assembler's profit.

Part (i) of Definition 1 states that, given the realized value of θ and the pricing schedules previously selected by the n suppliers, the assembler chooses, in the second stage of the game, the sales and input levels which maximize its profit.

Part (ii) in Definition 1 implies that each supplier i chooses, in the first stage of the game, the pricing schedule which maximizes its expected profit given the pricing schedules of the $n - 1$ other suppliers, subject to the (participation) constraint that the assembler's profit should not be negative for any realization of θ . Then, at this stage of the game, there is a Nash equilibrium in pricing schedules between the n suppliers.

In the standard Principal-Agent model, one usually uses the Mirrlees (1971) trick¹³ to have the Principal choose the Agent's action which maximizes its own profit for each possible value of θ and implement it via a contract T instead of selecting directly the optimal contract T . Martimort and Stole (2009a) have shown that, under pricing schedules, the same trick may be used despite the existence of several suppliers: each individual supplier behaves as would a monopolist supplier facing a downstream firm, i.e. each supplier maximizes with respect to q_i an indirect profit function $\Pi(q_i, \theta)$, which depends only on q_i , θ and the pricing schedules of the other suppliers.¹⁴ More precisely, the indirect profit function $\Pi(q_i, \theta)$ is defined as

$$\Pi(q_i, \theta) = \max_{Q, \mathbf{q}_{-i}} (\theta - Q)Q - \sum_{j=1, j \neq i}^n T_j(q_j), \quad (2a)$$

$$s.t. \quad Q \leq q_j, \quad \forall j = 1, 2, \dots, n, \quad (2b)$$

where $\mathbf{q}_{-i} \in [0, q_{\max}]^{n-1}$ is the vector of input quantities of the other suppliers besides supplier i . It is important to notice that the influence of q_i on the

¹³The trick is to use in the Agent's problem the Envelope Theorem to eliminate the transfer function (pricing schedule) from the Principal's expected payoff.

¹⁴From Lemma 2 in Section 4, the *regularity condition* defined by Martimort and Stole ((2009a), Definition 1, pages 85-86) holds here in equilibrium.

agent's (assembler's) indirect profit comes here from the constraint on the sales level. Indeed, we define

$$\{Q^*(q_i, \theta), \mathbf{q}_{-i}^*(q_i, \theta)\} = \arg \max_{Q, \mathbf{q}_{-i}} (\theta - Q) Q - \sum_{j=1, j \neq i}^n T_j(q_j), \quad (3a)$$

$$s.t. \quad Q \leq q_j, \quad j = 1, 2, \dots, i, \dots, n, \quad (3b)$$

so that the functions $Q^*(q_i, \theta)$ and $\mathbf{q}_{-i}^*(q_i, \theta)$ show respectively how the sales level and the quantities of inputs bought to other suppliers $j \neq i$ depend on the quantity of input q_i .

We may equivalently write the indirect utility function as

$$\Pi(q_i, \theta) = (\theta - Q^*(q_i, \theta)) Q^*(q_i, \theta) - \sum_{j=1, j \neq i}^n T_j(q_j^*(q_i, \theta)).$$

This will be useful when we shall come to supplier i 's optimization problem. After making use of Mirrlees (1971) trick, this problem will indeed amount to determine the equilibrium input function $q_i(\theta)$ which maximizes i 's expected profit.

3 Assembler's Decisions

In the second stage of the game, upon accepting the suppliers' offers, the assembler chooses the quantity Q of output to sell to final customers and the quantities of inputs q_j ($j = 1, 2, \dots, n$) to buy, which, given the the n suppliers' contracts, maximize its profits for the realized value θ of the demand shock.

$$\{Q(\theta), \mathbf{q}(\theta)\} = \arg \max_{Q, \mathbf{q}} (\theta - Q) Q - \sum_{j=1}^n T_j(q_j), \quad (4a)$$

$$s.t. \quad Q \leq q_j, \quad j = 1, 2, \dots, i, \dots, n. \quad (4b)$$

Remark that the equilibrium sales level can never be greater than the level $\frac{\theta}{2}$ which would maximize the assembler's profit if it could buy the n inputs at zero marginal prices. Otherwise, deviating toward sales equal to $\frac{\theta}{2}$ would be feasible, allowing the assembler to obtain greater gross profits, while paying (at most) the same global price for the inputs.¹⁵

Let $\Pi^A(\theta)$ denote the maximum of the assembler's profit with respect to Q and \mathbf{q} ¹⁶, given the n suppliers' contracts (as specified in equation (5) below). In order to prepare the way for the analysis of the supplier i 's optimization problem, let

¹⁵Free disposal allows the downstream firm to buy greater quantities of inputs than strictly needed for production when that allows it to pay a smaller global price.

¹⁶A more precise notation would be $\Pi^A(\theta, \{T_1(\cdot), T_2(\cdot), \dots, T_n(\cdot)\})$.

$$\widehat{q}_i(\theta) = \arg \max_{q_i} \Pi(q_i, \theta) - T_i(q_i).$$

Straightforwardly

$$q_i(\theta) = \widehat{q}_i(\theta)$$

and

$$\Pi^A(\theta) = \max_{q_i} \Pi(q_i, \theta) - T_i(q_i) \quad (5)$$

Moreover $Q^*(q_i(\theta), \theta) = Q(\theta)$ and $q_{-i}^*(q_i(\theta), \theta) = q_{-i}(\theta)$. The Lemma below is standard but important since it shows that the Envelope Theorem applies to the assembler's profit function, which constitutes an essential step for using afterwards the Mirrlees trick to solve the suppliers' problems.

Lemma 1 (a) Q is non decreasing and thus almost everywhere differentiable in θ ,

$$(b) \Pi^A \text{ is continuous in } \theta \text{ and } \frac{\partial \Pi^A(\theta)}{\partial \theta} = Q(\theta) = Q^*(q_i(\theta), \theta) \geq 0.$$

From Lemma 1 we know that the assembler earns its lowest profit in the worst market conditions (i.e. when the realized value of the market size parameter equals $\underline{\theta}$). Moreover, in the second stage, the assembler's minimum possible profit from contracting with the subcontractors should not be negative, otherwise it would prefer not to produce. Consequently, condition (iii) in Definition 1, i.e. the assembler's participation constraint (i.e. the individual rationality condition for the downstream firm) amounts to

$$\Pi^A(\underline{\theta}) \geq 0. \quad (6)$$

Note also that the absolute continuity of Π^A implies that we can now write $\Pi^A(\theta)$ as

$$\Pi^A(\theta) = \Pi^A(\underline{\theta}) + \int_{\underline{\theta}}^{\theta} Q(s) ds, \quad (7)$$

where the term $\Pi^A(\underline{\theta})$ represents equilibrium profit in the worst market circumstances ($\theta = \underline{\theta}$). The second term results from the assembler's incentive compatibility constraints, which guarantee the assembler's incentives to reveal the true value of θ , and is an informational rent. From (7) follows that, for a realized value of θ , the assembler's rent is an increasing function of $Q(\theta)$. In other words, when the assembler produces more in the bad circumstances there is a larger benefit to the assembler in good circumstances. This is because the assembler's incentive to misreport a small demand realization is stronger the greater is $Q(\theta')$: in order to ensure truthful reporting this has to be counterbalanced by a smaller aggregate input price.

In light of the definition of $\Pi^A(\theta)$, we find that expression (7) is equivalent to the following necessary condition that the sum of suppliers' payments must satisfy for $\{Q(\theta), \mathbf{q}(\theta)\}$ to maximize the assembler's profit:

$$\sum_{j=1}^n T_j(q_j(\theta)) = [\theta - Q(\theta)] Q(\theta) - \Pi^A(\underline{\theta}) - \int_{\underline{\theta}}^{\theta} Q(s) ds. \quad (8)$$

This condition follows from the Envelope Theorem and it will allow us to eliminate the supplier i 's price schedule from i 's expected profit. Hence, we can now move to the study of the suppliers' optimization problems.

4 Suppliers' Optimization Problems

In the first stage, supplier i 's equilibrium tariff should maximize its expected profit (corresponding to the expected payments received from the assembler in exchange of the purchase of quantities $q_i(\theta)$ of input i):

$$\int_{\underline{\theta}}^{\bar{\theta}} T_i(q_i(\theta))f(\theta)d\theta, \quad \forall i \in N,$$

subject to the assembler's incentive compatibility and participation constraints. Regarding the latter, recall that, in equilibrium, in the worst demand circumstances ($\theta = \underline{\theta}$), we must have $\Pi^A(\underline{\theta}) = 0$, since otherwise any supplier could reach a larger expected profit by demanding a larger payment from the assembler, without violating its participation constraint. This follows from the fact that we are considering a model with complementary upstream monopolies and therefore the assembler either accepts all the contracts or rejects them all (choosing not to produce in the last case).

Using now the famous Mirrlees (1971) trick, i.e. substituting for $T_i(q_i(\theta))$ its value from equation (8), the equilibrium input function $q_i(\theta)$ must maximize the expected profit of each supplier

$$q_i(\theta) \in \arg \max_{q_i} \int_{\underline{\theta}}^{\bar{\theta}} \left[\begin{array}{l} (\theta - Q^*(q_i(\theta), \theta)) Q^*(q_i(\theta), \theta) \\ - \sum_{j=1, j \neq i}^n T_j(q_j^*(q_i(\theta), \theta))) - \Pi^A(\theta) \end{array} \right] f(\theta)d\theta, \quad (9)$$

subject to the assembler's incentive compatibility constraint (7) and the participation constraint (6).¹⁷

Expression (9) implies that, for each θ , supplier i 's profit equals the aggregate profit of the vertical structure minus the assembler's payments to the other suppliers and the assembler's informational rent.

Notice that, contrary to what happens in the one principal - one agent model, the expected profit of principal i still depends on the tariffs *of the other principals*. It is also important to remark that a supplier i cannot *directly* influence the sales level (nor the quantities purchased of the other inputs) since, under the free disposal assumption, the tariff T_i does not depend on them but only on its supply of input i . This makes a substantial difference with the *public* common agency game in which contracts ("royalty" ones) depend directly on the level of sales of the downstream firm. The indirect influence of q_i on Q and \mathbf{q}_{-i} is described by (3a) in Section 2.

¹⁷The quantity of input purchased is decided by the assembler. However, each supplier i chooses a contract which induces (if implementable) the assembler to select for each θ the quantity q_i which is optimal from its point of view, allowing us to make use of the Mirrlees trick.

Integrating by parts supplier i 's maximand and accounting for (7), we obtain the equivalent condition that $q_i(\theta)$ should maximize $\pi_i(q_i, \theta)$, corresponding to supplier i 's adjusted profit. Formally:

$$q_i(\theta) \in \arg \max_{q_i} \pi_i(q_i, \theta), \quad (10)$$

where

$$\pi_i(q_i, \theta) = (\theta - h(\theta) - Q^*(q_i(\theta), \theta)) Q^*(q_i(\theta), \theta) - \sum_{j=1, j \neq i}^n T_j(q_j^*(q_i(\theta), \theta)).$$

Indeed, in order to estimate the benefits from a given output level Q conditional on θ , the supplier must subtract from its direct profit the term $h(\theta)Q$, since $h(\theta)$ is the marginal increase in the assembler's informational rent, resulting, from a marginal increase of Q at θ . As already explained, for $\theta > \theta'$, the assembler's incentives to misreport consumers' willingness to pay for the final good (the unknown demand parameter θ) are larger the larger is $Q(\theta)$. Accordingly, maintaining a truthful reporting of θ by the assembler requires supplier i to reduce its financial demands.

Given our characterization of $\pi_i(q_i, \theta)$, we can now define $\Pi_i^S(\theta)$, corresponding to the maximum of supplier's i indirect *adjusted* profit as follows:

$$\Pi_i^S(\theta) = \max_{q_i} \pi_i(q_i, \theta) \quad (11)$$

and we shall check later that the unconstrained solution of this problem satisfies the assembler's incentive compatibility constraint derived in Lemma 1, i.e. $\frac{\partial Q(\theta)}{\partial \theta} \geq 0$.

We are now in position to prove a very useful result: *at equilibrium* the assembler is induced to buy only the quantities of inputs which are necessary to manufacture the equilibrium output level corresponding to the amount of its final sales. The intuition is that supplier i 's preferred sales level is never greater than the sales level which would maximize the assembler's profit absent any constraint on the quantity of input i ¹⁸: by selecting a supply of input i equal to its preferred sales level, supplier i induces the assembler to select the latter.

Lemma 2 *At equilibrium* $q_i(\theta) = Q(\theta)$, $\forall i = 1, 2, \dots, n$.

Remark 1 *The equilibrium sales level* $Q(\theta)$ *is never greater than* $\frac{\theta - h(\theta)}{2}$, $\forall \theta \in [\underline{\theta}, \bar{\theta}]$ *such that* $\frac{\theta - h(\theta)}{2} \geq 0$.

The above remark points toward an important difference with the *public* common agency game where the payments are conditional on the sales level. In the latter model, contrary to the present one, equilibrium sales levels above

¹⁸Or equivalently if the input i was supplied for free.

$\frac{\theta-h(\theta)}{2}$ may constitute an equilibrium due to decreasing tariffs: smaller levels of sales may be "punished" by requiring greater payments to suppliers $j \neq i$ ¹⁹, dissuading a joint deviation towards them by supplier i and the assembler. Under free disposal, it is no more possible to "punish" small out-of-equilibrium sales levels by requiring greater payments since the assembler always buys greater input quantities than required for production if this allows it to pay a smaller price to suppliers²⁰, so that a joint deviation by a supplier i and the assembler is profitable.

Corollary 1 *At equilibrium,*

(i)

$$Q(\theta) = \arg \max_Q (\theta - h(\theta) - Q) Q - \sum_{j=1, j \neq i}^n T_j(Q),$$

$$\Pi_i^S(\theta) = \max_Q \pi_i(Q, \theta) = (\theta - h(\theta) - Q) Q - \sum_{j=1, j \neq i}^n T_j(Q).$$

(ii) *Condition (8) becomes*

$$\sum_{j=1}^n T_j(Q(\theta)) = [\theta - Q(\theta)] Q(\theta) - \Pi^A(\underline{\theta}) - \int_{\underline{\theta}}^{\theta} Q(s) ds. \quad (12)$$

Lemma 3 below shows that the Envelope Theorem applies both to (i) each supplier's adjusted profit function and to (ii) the assembler's profit function.

Lemma 3 $\Pi_i^S(\theta)$ *is absolutely continuous in* θ , *a.e. differentiable and* $\frac{\partial \Pi_i^S(\theta)}{\partial \theta} = [1 - h'(\theta)] Q(\theta)$, $\forall i \in N$.

Given the absolute continuity of $\Pi_i^S(\theta)$, we now obtain

$$\Pi_i^S(\theta) = \Pi_i^S(\underline{\theta}) + \int_{\underline{\theta}}^{\theta} ([1 - h'(s)] Q(s)) ds, \quad (13)$$

and hence it follows that, if $Q(\theta)$ is an equilibrium sales function which maximizes supplier i 's expected profits, then the tariff functions of all principals $j \neq i$ must satisfy (14):

$$\sum_{i=1, j \neq i}^n T_i(Q(\theta)) = [\theta - h(\theta) - Q(\theta)] Q(\theta) - \int_{\underline{\theta}}^{\theta} (1 - h'(s)) Q(s) ds - \Pi_i^S(\underline{\theta}). \quad (14)$$

¹⁹We do not mean that such a "punishment" is intentional but that there exist extensions of the other principals tariff schedules outside the equilibrium range of output which may sustain (i.e. implement) high output levels.

²⁰Notice that the same argument was used to show that the assembler never chooses a sales level greater than $\frac{\theta}{2}$. However the restriction imposed by suppliers' behavior is stricter.

Notice that in order to obtain this condition, we have applied nothing else than Mirrlees trick to the *principal i's* problem (11): we use the Envelope Theorem to obtain a condition which the aggregate transfer function of all other principals $j \neq i$ must satisfy if Principal i is to (indirectly) select a sales function $Q(\theta)$.²¹

There are n such conditions (one for each supplier i). Now, summing up over these n conditions, we obtain the following necessary condition on the aggregate transfer function of *all* principals:

$$(n-1) \sum_{i=1}^n T_i(Q(\theta)) = \tag{15}$$

$$n \left[[\theta - h(\theta) - Q(\theta)] Q(\theta) - \int_{\underline{\theta}}^{\theta} ((1 - h'(s)) Q(s)) ds \right] - \sum_{i=1}^n [\Pi_i^S(\underline{\theta})].$$

In light of this result, we are now able to study the properties of equilibrium sales functions.

5 Equilibrium Sales Functions

When applying the Envelope Theorem to the assembler and to the suppliers payoff functions, we obtained respectively conditions (14) and (15). Taken together, these conditions allow us to eliminate the pricing schedules and to derive a condition which an equilibrium *sales* function (defining equilibrium sales for different realizations of the demand parameter) must necessarily satisfy. This condition is based on the concept of virtual aggregate profit²² of the vertical structure, which can be formally defined as follows:

Definition 2 *The virtual aggregate profit of the vertical structure, $V(Q, s)$, is defined as:*

$$V(Q, s) = [s - nh(s) - Q] Q, \tag{16}$$

with the partial derivative $V_s(Q, s) = (1 - nh'(s))Q$.

Proposition 1 *A non-decreasing function $Q(\theta)$, is an equilibrium sales function if and only if, for $\forall \theta \in [\underline{\theta}, \bar{\theta}]$,*

$$(i) \quad Q(\theta) \leq \frac{\theta - h(\theta)}{2}, \quad \forall \theta \in [\underline{\theta}, \bar{\theta}] \quad \text{such that} \quad \frac{\theta - h(\theta)}{2} \geq 0; \tag{17}$$

$$(ii) \quad \int_{\underline{\theta}}^{\theta} V_s(Q(s), s) ds = V(Q(\theta), \theta) - V(Q(\underline{\theta}), \underline{\theta}). \tag{18}$$

²¹The Mirrlees trick was initially applied to the *agent's* problem.

²²Martimort and Stole' (2016) speak instead of "surrogate surplus" since in their framework an output function is an equilibrium one iff it is a point-wise maximizer of the surplus of the "surrogate principal". This condition remains necessary but it is no more sufficient here.

Proposition 1 above fully characterizes the set of equilibrium sales functions and, given Lemma 2, it also characterizes the set of equilibrium input functions of our model. Any such function $Q(\theta)$, the array of input functions $\mathbf{q}(\theta)$ where $q_i(\theta) = Q(\theta)$, $i = 1, 2, \dots, n$, and any n -tuple of tariffs which implements them in the assembler's and the n suppliers' optimization problems²³ constitute an equilibrium of the game following Definition 1.

Condition (18) is close to the general characterization obtained by Martimort, Semenov and Stole (2016) for *public* intrinsic common agency games, which amounts *mutatis mutandis* to state that the equilibrium allocation (here the sales function) is a *pointwise* maximizer of the virtual surplus²⁴. More precisely, a sales function is an equilibrium one only if a fictitious agent, with payoff function $V(Q(\hat{\theta}), \theta)$ would truthfully report the value of θ . An equilibrium sales function is necessarily an incentive-compatible one for this fictitious problem. Formally:

$$\theta = \arg \max_{\hat{\theta}} V(Q(\hat{\theta}), \theta). \quad (19)$$

This incidentally answers the question: what does the vertical structure maximize? This is of course a reminiscent of Slade (1994) who found in the oligopoly case "*necessary and sufficient conditions for Nash equilibria of static and state-space games to be observationally equivalent to single optimization problems*".

While in the public intrinsic common agency game studied by Martimort, Semenov and Stole (2016), condition (18) is necessary and sufficient, in the case of our (specific) private intrinsic common agency game, it is only necessary.²⁵ Indeed, the private nature of our common agency game together with our free disposal assumption leads to the additional condition (17), absent in MSS, that, for each θ , equilibrium sales are bounded above by the critical value $\frac{\theta - h(\theta)}{2}$.

The necessity of (17) was shown in Remark 1. The necessity of (18) is established from (12) and (15) in an original way, i.e. by generalizing Mirrlees' Trick to a common agency framework. We apply it first as usual to the Agent's problem but then as well, by use again the Envelope Theorem, to each of the Principals problems in order to finally eliminate the transfer functions. To prove the sufficiency of (17) and (18), we show that if these two conditions hold, there

²³We show in the proof of Proposition 1 that such tariffs always exist under conditions (17) and (18). They are not unique since they have to define payments also for quantities outside the equilibrium range.

²⁴Basically that means that an equilibrium sales function must satisfy $V(Q(\theta), \theta) \geq V(Q(\theta'), \theta)$, for all θ and $\theta' \in [\underline{\theta}, \bar{\theta}]$.

²⁵Moreover, our proof of the common part of the equilibrium conditions is different and may have an interest in itself, outside the context in which it is obtained. What we do is basically to generalize Mirrlees' Trick to a common agency framework by applying it first as usual to the Agent's problem but then as well, by using again the Envelope Theorem, to each of the Principals problems in order to finally eliminate the transfer functions and then obtain an equilibrium condition. This methodology was already applied in Laussel and Palfrey (2002) to characterize the equilibria of a Bayesian common agency game.

exist price schedules which implement the equilibrium sales and input functions both in the assembler's and in each supplier's problems.

Corollary 2 below shows that $Q(\theta)$ is non-decreasing as assumed before: over any given interval where it is differentiable, either it is constant (bunching) or equal to a flexible sales level

$$Q^D(\theta) = \frac{1}{2}(\theta - nh(\theta)).$$

Note that $Q^D(\theta)$ is weakly increasing in θ , since $h'(\theta) \leq 0$, by Assumption 1.

The "**maximal output level**"²⁶ which maximizes for a given θ the virtual aggregate profit of the vertical structure subject to the only constraint $Q \in [0, q_{\max}]$, is $Q^{\max}(\theta) = \max\{0, Q^D(\theta)\}$.

Corollary 2 *For $\theta \in [\underline{\theta}, \bar{\theta}]$ an equilibrium output function $Q(\theta)$ is, at any point θ of differentiability (almost everywhere), either such that $Q'(\theta) = 0$ or such that the output level is equal to $Q^D(\theta)$, defined above. Given Assumption 1, $Q(\theta)$ is non-decreasing in θ .*

We are now able to prove an intermediate result²⁷ which will be very useful in the subsequent analysis.

Lemma 4 *The virtual aggregate profit function $V(Q(\theta), \theta)$ is continuous w.r.t. θ over $[\underline{\theta}, \bar{\theta}]$.*

The previous results show that, at equilibrium, the virtual aggregate profit is a continuous non-decreasing function of the private information parameter θ (monotonicity follows from the Envelope Theorem) More importantly, for any value of this parameter, equilibrium output either is increasing and it maximizes the *virtual* aggregate profit or it is constant over an interval (bunching). Moreover, there must be bunching both at the right and at the left of any point of discontinuity of the equilibrium sales function.

A lot of equilibria do satisfy the conditions in Proposition 1. In the following Section, we present a systematic characterization of the **possible** equilibrium configurations. We start with continuous equilibria, in which the equilibrium sales are a continuous function of θ . Later on, we address discontinuous equilibria.

Even before looking at the equilibria configurations, it is worth noting that a close examination of the virtual surplus function (16) — of which the equilibrium output function is a pointwise maximizer according to (19) — and of the "maximal output function" — which maximizes the virtual surplus function over the whole range $[0, q_{\max}]$ — already suggests that inefficiencies are going to exist at equilibrium and to be the more severe the greater is the number of suppliers.

²⁶It corresponds to the "maximal equilibrium" in Martimort, Semenov and Stole (2016).

²⁷see MSS (2016), Proposition 2, for the same result in the case of a general public common agency game.

Each supplier, when designing its pricing schedule knows from the assembler's incentive compatibility constraints that larger output levels for "bad" realized values of the demand parameter result in larger profits left to the assembler for better demand realizations. Accounting for this effect, the equilibrium pricing schedules are not truthful, inducing the choice of output levels below the optimal ones (except for the "best" realized value of the demand parameter). Moreover this inefficiency is all the more severe as the number of suppliers is itself greater. Each supplier when trying to reduce the informational rents left to the assembler designs pricing schedules which overvalue the marginal cost which they incur from input production and, at the same time, signals to the other suppliers that it would ask more money for any output increase, reducing even more the other suppliers' desired sales level. Thus, uncoordinated attempts to reduce the assembler's rents result in cumulative inefficiencies.

6 Equilibria characterization

6.1 Continuous Equilibria

The simplest continuous equilibrium is the **constant equilibrium sales** one. This is an equilibrium such that the equilibrium sales are constant over $[\underline{\theta}, \bar{\theta}]$, i.e. $Q(\theta) = Q_0, \forall \theta \in [\underline{\theta}, \bar{\theta}]$. The equilibrium sales function in a constant equilibrium is (trivially) continuous. Any positive output $Q_0 \leq \frac{\underline{\theta} - h(\underline{\theta})}{2}$ obviously satisfies the conditions (17) and (18) of Proposition 1.

These equilibria are like bootstrap ones: each supplier selects the constant output level because the other ones do it as well. They are implementable via simple pricing schedules such that $T(Q) = Q_0(\underline{\theta} - Q_0), \forall Q \leq Q_0$ and $T(Q)$ very large for all $Q > Q_0$. When the n suppliers select this type of pricing schedule, the assembler has no better choice than $Q(\theta) = Q_0$ for all θ . Similarly, a supplier i cannot do better than choosing $Q(\theta) = Q_0$ when the $n - 1$ other ones select this type of pricing schedule.

From (7), it is easy to compute the assembler's profit conditional on θ

$$\Pi^A(\theta) = Q_0(\theta - \underline{\theta}),$$

and its expected profit is $E_\theta[\Pi^A(\theta)] = (E_\theta[\theta] - \underline{\theta})Q_0$.

The expected true aggregate profit of the vertical structure equals

$$E_\theta[(\theta - Q_0)Q_0] = E_\theta[\theta]Q_0 - Q_0^2.$$

Hence, the *ex-ante* expected aggregate profit of suppliers, $\sum_{i=1}^n E[\Pi_i^S]$, is

$$\begin{aligned} \sum_{i=1}^n E[\Pi_i^S] &= E_\theta[\theta]Q_0 - Q_0^2 - (E_\theta[\theta] - \underline{\theta})Q_0 \\ &= (\underline{\theta} - Q_0)Q_0. \end{aligned}$$

Since $Q_0 \leq \frac{\underline{\theta} - h(\underline{\theta})}{2}$, the ex-ante aggregate profit of suppliers are positive. Maximizing $\sum_{i=1}^n E[\Pi_i^S]$ with respect to Q_0 , it is easy to see that the best

constant equilibrium sales level from the suppliers' point of view is such that $Q_0 = \frac{\theta - h(\theta)}{2}$ and $\sum_{i=1}^n E[\Pi_i^S] = \frac{\theta^2 - h(\theta)^2}{4}$. A greater sales level (for instance equal to $\frac{\theta}{2}$), which would potentially yield greater aggregate profits to suppliers, cannot be implemented under free disposal. An individual supplier would indeed benefit from deviating to a smaller sales level (for instance $\frac{\theta - h(\theta)}{2}$) unless the other suppliers impose a punishment on the assembler for buying quantities of input smaller than $\frac{\theta}{2}$. Such a punishment is impossible under free disposal since the assembler would optimally choose to purchase input quantities $\frac{\theta}{2}$ while using smaller ones $\frac{\theta - h(\theta)}{2}$.

The next continuous equilibrium we analyze is the **continuously differentiable (or regular) equilibrium**. In this case, the corresponding sales function is given by $Q^D(\theta)$ and equilibrium sales are strictly increasing in θ , meaning that output is larger in better states of demand, as represented in the following Figure:

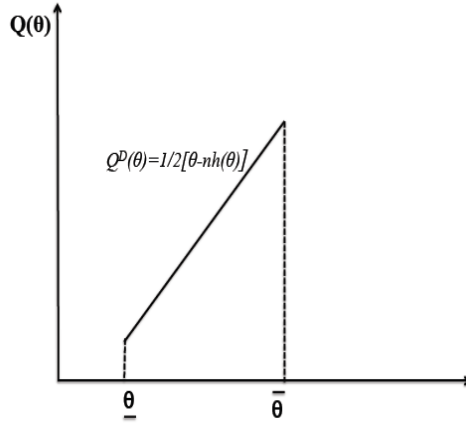


Fig.1 - Regular equilibrium

Notice that $Q^D(\theta) = \frac{\theta - nh(\theta)}{2} \leq \frac{\theta - h(\theta)}{2}, \forall \theta \in [\underline{\theta}, \bar{\theta}]$.

An obvious necessary condition for the existence of a regular equilibrium is that the equilibrium flexible output $Q^D(\theta)$ must be non-negative for all $\theta \in [\underline{\theta}, \bar{\theta}]$, i.e. that the market is covered. Given that, by Assumption 1, $\theta - nh(\theta)$ is *non-decreasing* in θ , this amounts to the condition $\underline{\theta} - nh(\underline{\theta}) \geq 0$. As the number of independent suppliers increases, this condition becomes more difficult to satisfy. For instance, in the case of a uniform distribution, it requires that $\underline{\theta} \geq \frac{n}{n+1}\bar{\theta}$. So it's natural to consider as well semi-regular equilibria.

Semi-regular equilibria are continuous equilibria in which the equilibrium sales are: (i) constant over some interval and (ii) given by $Q^D(\theta)$ over some

other intervals, as in the following Figures.

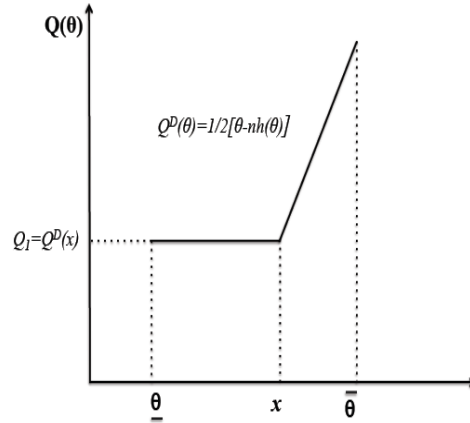


Fig.2 - Semi- regular equilibrium (I)

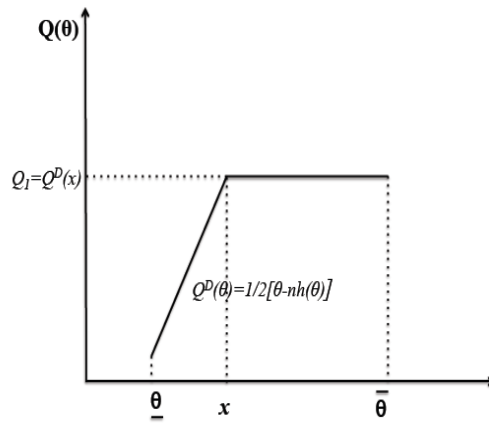


Fig.3 - Semi- regular equilibrium (II)

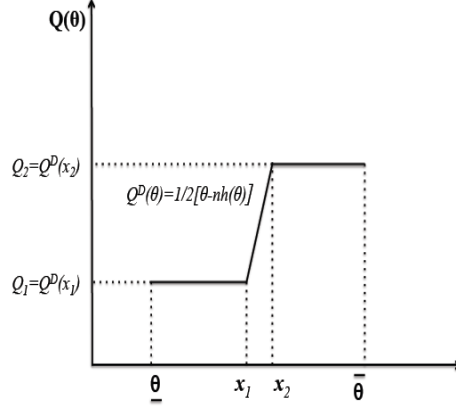


Fig.4 - Semi-regular equilibrium (III)

The continuity of the semi-regular equilibrium functions wrt θ together with the results in Corollary 2 imply that only three types of semi-regular equilibria are possible. The first type is such that $Q(\theta) = Q_1 \leq \frac{\theta - h(\theta)}{2}$, $\forall \theta \in [\underline{\theta}, x]$ and $Q(\theta) = Q^D(\theta)$, $\forall \theta \in [x, \bar{\theta}]$. The second one is such that $Q(\theta) = Q^D(\theta)$, $\forall \theta \in [\underline{\theta}, x]$, and $Q(\theta) = Q_1$, $\forall \theta \in [x, \bar{\theta}]$. The third one is such that $Q(\theta) = Q_1 \leq \frac{\theta - h(\theta)}{2}$, $\forall \theta \in [\underline{\theta}, x_1]$, $Q(\theta) = Q^D(\theta)$, $\forall \theta \in [x_1, x_2]$ and $Q(\theta) = Q_2$, $\forall \theta \in [x_2, \bar{\theta}]$. Among semi-regular equilibrium, the maximal equilibrium has attracted much attention. We now present below a natural example of the maximal equilibrium when there is a uniform distribution of θ between 0 and 1.

Example 1 When θ is uniformly distributed over $[0, 1]$, any maximal equilibrium is the following type I- semi-regular equilibrium which satisfies:

(i) $Q(\theta) = 0$ for all $\theta \in [0, \frac{n}{n+1}]$,

(ii) $Q(\theta) = \frac{(n+1)\theta - n}{2}$ for all $\theta \in [\frac{n}{n+1}, 1]$,

(iii) $\sum_{i=1}^n T_i(Q) = \frac{n(Q-Q^2)}{n+1}$, $\forall Q \in [0, \frac{1}{2}]$.

Such an equilibrium is supported by many extensions of the contracts outside the equilibrium sales range (i.e. for $Q > \frac{1}{2}$), for instance $T_i(Q) = \frac{Q-Q^2}{n+1}$ or the constant $T_i(Q) = \frac{1}{4(n+1)}$.

The second result in Example 1 shows that the equilibrium level of final sales is a decreasing function of n for $\theta \in [0, 1]$. The coordination failure is, as usual, all the more severe as the number of suppliers increases. The third result is specially interesting. First it shows that the marginal input price is larger than the marginal cost. Second, it shows that, for any positive sales level, the input price paid by the assembler to each supplier is decreasing with the number of subcontractors. This is of course a reminiscent of the similar result obtained

in a model where subcontractors compete in linear prices, following from the strategic complementary in the suppliers' prices (see Laussel, 2008).

Remark 2 *In the context of Example 1, we obtain that the ex-ante expected profit of the assembler, $E[\Pi^A]$, is equal to*

$$E[\Pi^A] = \frac{1}{12(n+1)^2}, \quad (20)$$

whereas, the expected profit of subcontractor i , denoted $E[\Pi_i^S]$, is

$$E[\Pi_i^S] = \frac{1}{6(n+1)^2}. \quad (21)$$

Interestingly, the values given by equations (20) and (21) are exactly identical to those obtained in a model with no uncertainty ($\theta = 1$ with probability 1), independent upstream firms only and linear prices (see Laussel, 2008).

6.2 Discontinuous Equilibria

A **n -step-function equilibrium** is an equilibrium in which $[\underline{\theta}, \bar{\theta}]$ is divided in $n+1$ intervals $[x_j, x_{j+1})$ such that $Q(\theta) = Q_j, \forall \theta \in [x_j, x_{j+1})$, with $Q_{j+1} > Q_j$, $x_0 = \underline{\theta}$ and $x_{n+1} = \bar{\theta}$. From Proposition 1, $Q_{j+1} \leq \frac{x_j - h(x_j)}{2}, \forall j$. In an n -step-function equilibrium, with $n > 0$, the equilibrium sales function is discontinuous. More precisely, in an n -step equilibrium, the equilibrium sales function shows a number n of upward jumps as the parameter θ increases from $\underline{\theta}$ to $\bar{\theta}$ and the level of sales is constant over each interval. The following Figure illustrates the equilibrium output function in the case of a 1-step-function equilibrium.

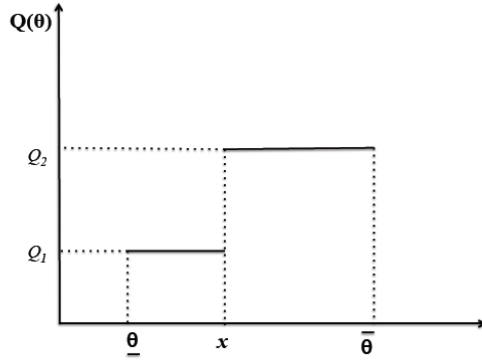


Fig.5 - 1-step function equilibrium

Corollary 3 *From Lemma 4, an n -step equilibrium is such that at each point $x_i, i \geq 1, i \leq n$, the condition $V(Q_{i-1}, x_i) = V(Q_i, x_i)$ must hold or, equivalently, $x_i - nh(x_i) = Q_{i-1} + Q_i$. Since the function $\theta - nh(\theta)$ is increasing in θ*

and it takes its maximum $\bar{\theta}$ at $\theta = \bar{\theta}$, it follows that all successive output pairs must satisfy the sufficient condition $Q_{i-1} + Q_i \leq \bar{\theta}$. **I**

A **hybrid equilibrium** is a discontinuous equilibrium such that $[\underline{\theta}, \bar{\theta}]$ is divided in $n + 1$ (a finite number) intervals $[x_j, x_{j+1})$, so that (i) there is at least one interval over which $Q(\theta)$ takes a constant value, (ii) there is at least one interval over which $Q(\theta) = Q^D(\theta)$ (iii) there is at least one x_j such that $\lim_{\theta \uparrow x_j} Q(\theta) < \lim_{\theta \downarrow x_j} Q(\theta)$. Put otherwise, a hybrid equilibrium is a mix of a step-function and a regular (or semi-regular) equilibrium. Given the continuity results in Lemma 4, there cannot be a discontinuity between a strictly increasing segment and a constant segment of the equilibrium output function. The following Figure illustrates one possible case of a hybrid output equilibrium (the conditions $Q_{j+1} \leq \frac{x_j - h(x_j)}{2}$, $\forall j$, need to hold):

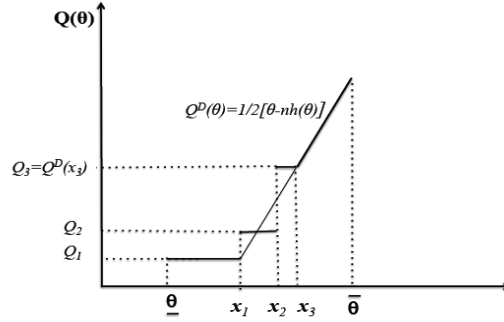


Fig.6 - Hybrid equilibrium

6.3 Equilibria Selection

The previous analysis shows that there are a large number of equilibria as long as there are more than one supplier. When $n > 1$, as we argued in the constant equilibrium sales case, the suppliers may implicitly coordinate on a lot of different equilibria by choosing the corresponding pricing schedules. Hence, we investigate here the equilibria which are Pareto-dominated from the suppliers' point of view. The first steps will be to show that semi-regular equilibria of type (II) and type (III) and discontinuous equilibria are indeed Pareto-dominated (see Lemma 5 and Lemma 6 below, respectively) allowing us to restrict our attention to regular equilibria and semi-regular equilibria of type (I).

At this point, it is worthwhile to derive simple expressions for the expected aggregate suppliers' profits $E[\Pi^S]$.

Remark 3 *The equilibrium expected aggregate suppliers' profits is*

$$E[\Pi^S] = E[(\theta - h(\theta) - Q(\theta))Q(\theta)], \quad (22)$$

or, equivalently,

$$E[\Pi^S] = V(Q(\bar{\theta}), \bar{\theta}) + \int_{\underline{\theta}}^{\bar{\theta}} Q(\theta) [(n-1) - n(1-h'(\theta))F(\theta)] d\theta. \quad (23)$$

From (22), the expected aggregate suppliers' profit equals the expected virtual surplus in the case $n = 1$, i.e. when there is only one supplier. The intuition is that, would all suppliers act cooperatively, they would maximize joint expected profits, which are equal to the expected virtual surplus for $n = 1$, as a result of equation (9).

Lemma 5 below shows that from the suppliers' point of view, a constant level of sales $Q^D(x)$ over $(x, \bar{\theta}]$ is inefficiently low. The optimal output level from the suppliers' point of view is indeed given by the value of $Q^D(\theta)$ when $n = 1$, i.e. $\frac{1}{2}(\theta - h(\theta))$. Replacing $Q^D(x)$ for each $\theta \in (x, \bar{\theta}]$ by the greater, though still sub-optimal, flexible sales level $Q^D(\theta)$ unambiguously raises suppliers' aggregate profits.²⁸

Lemma 5 *Let us consider $x \in [\underline{\theta}, \bar{\theta}]$. For any arbitrary sales function $\xi(\theta)$, an equilibrium such that the sales function is given by $\xi(\theta)$, $\forall \theta \in [\underline{\theta}, x]$, and $Q^D(x)$, $\forall \theta \in (x, \bar{\theta}]$, is Pareto dominated by an equilibrium such that the sales function is given by $\xi(\theta)$, $\forall \theta \in [\underline{\theta}, x]$, and $Q^D(\theta)$, $\forall \theta \in (x, \bar{\theta}]$.*

It is also possible to show that hybrid equilibria are Pareto dominated because, over the discontinuity range $[x_0, x_1]$, it is always better to switch to a flexible sales level $Q^D(\theta)$ rather than to stick to the two constant output levels $Q^D(x_0)$ and $Q^D(x_1)$. To this end, for any arbitrary sales function $\xi(\theta)$, let us consider an equilibrium sales function $Q_H(\theta)$ such that

$$Q_H(\theta) = \begin{cases} \xi(\theta) & \text{if } \underline{\theta} \leq \theta < x_0, \\ Q^D(x_0) & \text{if } x_0 \leq \theta < x, \\ Q^D(x_1) & \text{if } x \leq \theta < x_1, \\ \xi(\theta) & \text{if } x_1 \leq \theta < \bar{\theta}, \end{cases} \quad (24)$$

with $\underline{\theta} < x_0 < x < x_1 < \bar{\theta}$.

Lemma 6 shows that such step-wise function is Pareto dominated by a sales function $Q_C(\theta)$ which is identical to $Q_H(\theta)$ except for the fact that it is continuous between x_0 and x_1

$$Q_C(\theta) = \begin{cases} \xi(\theta) & \text{if } \underline{\theta} \leq \theta < x_0, \\ Q^D(\theta) & \text{if } x_0 \leq \theta < x_1, \\ \xi(\theta) & \text{if } x_1 \leq \theta < \bar{\theta}. \end{cases} \quad (25)$$

The following figure illustrates the behavior of $Q_H(\theta)$ in the solid line and $Q_C(\theta)$, in the dashed line (note that the two coincide when $\underline{\theta} \leq \theta < x_0$ or $x_1 \leq \theta < \bar{\theta}$).

²⁸Note that such equilibria are also Pareto-dominated from the assembler's point of view since they lead to lower expected profit than the one associated with the production of $Q^D(\theta)$.

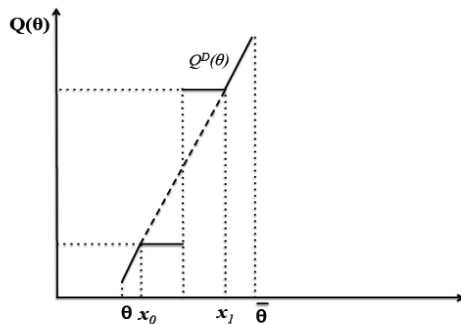


Fig.7 - $Q_C(\theta)$ (in dash) vs $Q_H(\theta)$ (solid line)

In order to prove that all hybrid equilibria are Pareto-dominated by equilibria regularized in the way described by (25), we now introduce a new condition on the distribution of types²⁹.

Assumption 3: For almost all $\theta \in [\underline{\theta}, \bar{\theta}]$,

$$(1 - nh'(\theta))(1 - h'(\theta)) \geq (n - 1)h(\theta)h''(\theta). \quad (26)$$

Assumption 3, which means that the hazard rate should not be too convex, is identical, mutatis mutandis,³⁰ to Assumption 2 (page 19) in MSS (2016).³¹ To derive it, they use Amador and Bagwell (2013) results on optimal delegation. In their framework, it is a sufficient condition for the existence of a floor equilibrium in a public common agency game. We use it in Lemma 6 below to rule out any discontinuous equilibrium.³² The proof is much simpler than the one from Amador and Bagwell (2013). The purpose of Assumption 3 is also more intuitive in the present framework.

Lemma 6 *Under Assumptions 1 and 3, an equilibrium such that the sales function is given by $Q_H(\theta)$ defined in (24) is Pareto dominated by an equilibrium such that the sales function is given by $Q_C(\theta)$ in (25).*

Lemma 6 implies that all discontinuous equilibria are Pareto dominated. Given Lemmas 5 and 6, a flexible sales function $Q^D(\theta)$ Pareto-dominates all other equilibrium sales functions except possibly for bad realizations of the

²⁹In the first version of this paper (Laussel and Resende (2016)), the result was proved assuming an uniform distribution of types.

³⁰In MSS the private information parameter is a cost parameter so that there is no distortion at the bottom (it exists at the top). Accordingly the relevant inverse hazard rate is $F(\theta)/f(\theta)$.

³¹They claim that it is satisfied by the uniform, exponential, Laplace, Pareto, Weibull and Chi-square distributions.

³²It can be shown that this rules out discontinuous equilibria in our private common agency game as well as in a public common agency game in royalty contracts.

demand parameter. Accordingly, in what follows, we shall only consider either (i) regular equilibria, with

$$Q^R(\theta) = Q^D(\theta), \quad \forall \theta \in [\underline{\theta}, \bar{\theta}], \quad (27)$$

or (ii) semi-regular equilibria in which the equilibrium sales function is increasing for the highest values of θ (being constant for low θ – values),

$$Q^{SR}(\theta) = \begin{cases} Q^D(\theta^{SR}) & \text{if } \underline{\theta} \leq \theta \leq \theta^{SR}, \\ Q^D(\theta) & \text{if } \theta^{SR} < \theta \leq \bar{\theta}. \end{cases} \quad (28)$$

We now need to study how these equilibria are Pareto-ranked from the point of view of the suppliers. To do so, notice that, from a formal point of view, a regular equilibrium is simply a semi-regular equilibrium, with $\theta^{SR} = \underline{\theta}$. Hence, ranking the equilibria in (27) and (28) amounts to determine the value of θ^{SR} , or equivalently, the corresponding level of sales $Q^D(\theta^{SR})$, which constitutes the minimum equilibrium sales level that maximizes the suppliers' expected aggregate profit.

Given Assumption 1, the function $Q^D(\theta)$ is invertible. Let then $\Theta = Q^{D-1}$.

Proposition 2 (i) *Sufficiency:*

If Assumptions 1 and 3 hold, the best, Pareto-undominated, Nash equilibrium sales function is defined by (28) and

$$Q^D(\theta^{SR}) = \max\left\{\frac{\underline{\theta} - h(\underline{\theta})}{2}, 0\right\}, \quad (29)$$

or, equivalently,

$$\theta^{SR} = \max\left\{\Theta\left(\frac{\underline{\theta} - h(\underline{\theta})}{2}\right), \Theta(0)\right\}. \quad (30)$$

(ii) *Necessity:*

The best, Pareto-undominated, Nash equilibrium sales function is defined by (28) and (29) only if (26) holds for almost all $\theta \in [\max\{\Theta(\frac{\underline{\theta} - h(\underline{\theta})}{2}), \Theta(0)\}, \bar{\theta}]$.

The necessity part of Proposition 2 is completely original. The intuition is the following: if there exists some sub-interval in the range of values of θ where the sales level is given by $Q^D(\theta)$ (the regular part of the equilibrium sales function) and over which (26) does not hold, it is clear from the proof of Lemma 6 that one could always construct a (discontinuous) deviation over this sub-interval which would satisfy Proposition 1 and Pareto-dominate the equilibrium considered in Proposition 2.

Proposition 2 implies that a bunching occurs optimally in bad circumstances. The best equilibrium from the suppliers' point of view is (i) either the maximal equilibrium in which the market is not served when the consumers' willingness to pay for the good is small (bunching at the zero output level) or (ii) an

output floor equilibrium in which the sales level is a positive constant for bad realizations of the demand parameter (bunching at a floor output level). The former (resp. latter) case obtains when $\underline{\theta}$ is small (resp. great) enough so that $\underline{\theta} - h(\underline{\theta}) < 0$ (resp. $\underline{\theta} - h(\underline{\theta}) > 0$). Put otherwise, the maximal equilibrium is Pareto-optimal iff the range of realized values of the demand parameter is large enough.

Example 2 *In the uniform distribution case:*

(i) $Q^D(\theta^{SR}) = 0$ and $\theta^{SR} = \frac{n\bar{\theta}}{n+1}$ when $\bar{\theta} \geq 2\underline{\theta}$,

(ii) $Q^D(\theta^{SR}) = \frac{2\underline{\theta} - \bar{\theta}}{2}$ and $\theta^{SR} = \frac{2\underline{\theta} + (n-1)\bar{\theta}}{n+1}$ when $\bar{\theta} \leq 2\underline{\theta}$.

The sales level at which bunching occurs is a result of a trade-off between two opposite forces.³³ On one hand, a regular sales function allows a flexible adjustment of the level of sales to the circumstances. On the other one, it implies an inefficiently low level of sales, especially in bad circumstances. The flexibility argument has little bearing when the ex-ante uncertainty on θ is small and bunching (at a positive level) always occurs (the interval over which it occurs being an increasing function of the number of suppliers). Moreover, when the number of suppliers tends to infinity, the floor equilibrium implies a constant equilibrium output in all circumstances.

When ex-ante uncertainty is large, bunching at a positive level never occurs though it would be all the more profitable as the number of suppliers increases. The key of this apparent paradox is again free disposal: suppliers would collectively benefit from a floor sales level but under free disposal there is no way to dissuade each of them to individually deviate towards a smaller level of input sales.³⁵

7 Conclusion

This paper investigates how asymmetric information on final demand affects strategic interaction between the assembler and a set of upstream monopoly firms, who independently provide complementary inputs to the better informed

³³Notice that the condition defining the floor equilibrium output level in the public common agency game³⁴

$$\int_{\underline{\theta}}^{\hat{\theta}} (\theta - h(\theta) - 2Q^D(\hat{\theta}))f(\theta)d\theta = 0. \quad (31)$$

Of course a positivity constraint has to be checked in addition, i.e. $Q^D(\hat{\theta}) \geq 0$. Consider the case where it holds true. It is easy to check (see for instance the Proof of Proposition 2) that $\hat{\theta} > \Theta(\frac{\underline{\theta} - h(\underline{\theta})}{2})$ or, equivalently, $Q^D(\hat{\theta}) > \frac{\underline{\theta} - h(\underline{\theta})}{2}$. Clearly the floor equilibrium defined by (31) does not satisfy the condition (i) in Proposition 1. The intuitive reason is that the implementation of such a floor output level would require payments decreasing with the sales level over some interval.

³⁵Other suppliers would have to punish smaller sales levels but no such punishments are available when it is possible to pay for a given input quantity and to use a smaller one.

assembler. To this end, we propose an intrinsic private common agency game. In the first stage, each of the suppliers maximizes its own expected profit by independently proposing a payment contract (price schedule) to the assembler. In the second stage, the assembler learns the realized value of the uncertain demand parameter, choosing whether to accept or reject all the subcontractors' proposals.

We are able to derive a condition which a sales function satisfies if and only if it is an equilibrium one. We find that this necessary and sufficient equilibrium condition depends on the virtual aggregate profit of the vertical structure (which is always smaller than the true aggregate profit for any number of suppliers larger than one) and it also implies a ceiling on the sales level in each circumstance. This allows us to make the point that, in a set-up with asymmetric information, coordination failures always lead to some efficiency losses, even when upstream firms rely on non-linear pricing schemes.

We also find that a lot of equilibria satisfy the necessary and sufficient equilibrium condition, including regular (differentiable), semi-regular, constant, step-function and hybrid equilibria. However these equilibria are not all equivalent from the point of view of suppliers. In this respect, we find that there is a unique Pareto-undominated Nash equilibrium. In this equilibrium, for the best demand states, sales are increasing with the unknown demand parameter. However, for the worst demand circumstances, two situations are possible, depending on the extent of ex-ante demand asymmetry. When the latter is important, we find that the market is not covered in the worst demand states. In other words, a severe form of inefficiency arises in these circumstances. Differently, when the domain of admissible values of the demand parameter is small enough, suppliers can mitigate (without eliminating) the underprovision problem. More precisely, they can implicitly coordinate on an equilibrium with a rigid (and strictly positive) output in bad circumstances (above the regular one). In other words, inefficiency does not preclude full market coverage in this case. However, it remains a problem in the sense that the level of the final sales remains excessively low.

Our results on pricing schedules can be compared with Martimort and Stole (2009a), who also deal with pricing schedules in private common agency games, not necessarily restricted to perfectly complementary inputs. In particular, when the domain of admissible values of the demand parameter is not too wide, we find that suppliers have incentives to implicitly coordinate on a semi-regular equilibrium with bunching at the bottom. This possibility was not analyzed by Martimort and Stole (2009a) since they exclusively studied differentiable equilibria. We show that, by coordinating on this equilibrium, suppliers mitigate (without completely eliminating, though) some inefficiency losses resulting from the interplay of asymmetric information and suppliers' non-cooperative behavior. While this is not new for public common agency games (see Martimort, Semenov and Stole (2016)), this is a new result in a private common agency game.

At a more substantial level, our paper confirms and extends Spulber's (2016) results on complementary monopolies to a context with private information. In

our model bunching at the bottom arises when ex-ante uncertainty is small enough and allows to partially restore efficiency. In the limit, when uncertainty vanishes, we obtain exactly Spulber's result: the equilibrium output level tends toward the constant output level that maximizes aggregate suppliers' profits.

Finally notice that the perfect complementarity case which we study here is quite specific in that it allows to characterize all the possible equilibria of the game. When the inputs are imperfect complements, it is impossible to fully eliminate the pricing schedules when trying to characterize the equilibria of the game³⁶ since we need to account for the degree of inputs complementarity, as well as for the relationship between the final downstream sales and each input levels (for each supplier and its rivals as well).³⁷

APPENDIX

Proof of Lemma 1

(a) suppose that $\theta' > \theta$; from revealed preference it must be that

$$(\theta - Q(\theta))Q(\theta) - \sum_{i=1}^n T_i(q_i(\theta)) \geq (\theta - Q(\theta'))Q(\theta') - \sum_{i=1}^n T_i(q_i(\theta'))$$

and

$$(\theta' - Q(\theta'))Q(\theta') - \sum_{i=1}^n T_i(q_i(\theta')) \geq (\theta' - Q(\theta))Q(\theta) - \sum_{i=1}^n T_i(q_i(\theta)),$$

implying $(\theta - \theta')(Q(\theta) - Q(\theta')) \geq 0$.

(b) Π^A is convex as a supremum of convex (linear here) functions. It is also continuous at the endpoints of the domain $[\theta, \bar{\theta}]$. It is hence absolutely continuous³⁸ in θ . Suppose that $\theta' > \theta$; from the above "revealed preference" inequalities we obtain $(\theta' - \theta)Q(\theta') \geq \Pi^A(\theta') - \Pi^A(\theta) \geq (\theta' - \theta)Q(\theta)$, so that, dividing throughout by $(\theta' - \theta)$ and letting θ' tend toward θ , we obtain $\frac{\partial \Pi^A(\theta)}{\partial \theta} = Q(\theta) \geq 0$. \square

Proof of Lemma 2

Suppose on the contrary that $Q^*(q_i(\theta), \theta) < q_i(\theta)$, where $q_i(\theta)$ is defined by (10), i.e. maximizes supplier i 's adjusted profit.

Let $\{Q^A(\theta), \mathbf{q}_{-i}^A(\theta)\}$ be solution of the assembler's problem (3a) in which the constraint $Q \leq q_i$ has been deleted. Since, at the solution of (3a), this constraint does not bind, $Q^*(q_i(\theta), \theta) = Q^A(\theta)$ and $\mathbf{q}_{-i}^*(q_i(\theta), \theta) = \mathbf{q}_{-i}^A(\theta)$ do

³⁶This is the very reason why Martimort and Stole (2009a) only characterize the "maximal equilibria".

³⁷When the inputs are imperfect complements, how close they are, the relationships between the sales level Q and the rivals input levels q_j , $j \neq i$, on one hand, and the supply q_i of input i , on the other, necessarily involve the derivatives of the rivals' pricing schedules.

³⁸Continuity is implied by convexity only at the interior points of the domain: see Roberts and Varberg (1973), pp. 9-10. We thank one referee for indicating us this reference.

not depend on q_i and the corresponding supplier's adjusted profit equals

$$(\theta - Q^A(\theta) - h(\theta)) Q^A(\theta) - \sum_{j=1, j \neq i}^n T_j(q_j^A(\theta)). \quad (32)$$

Let us on the other hand consider the solution to the problem of maximizing supplier i 's adjusted profit when i is able to select directly $Q(\theta)$ and $\mathbf{q}_{-i}(\theta)$:

$$\begin{aligned} \{Q^S(\theta), \mathbf{q}_{-i}^S(\theta)\} &= \arg \max_{Q, \mathbf{q}_{-i}} (\theta - Q - h(\theta)) Q - \sum_{j=1, j \neq i}^n T_j(q_j), \quad (33) \\ \text{s.t. } Q &\leq q_j, \forall j \neq i. \end{aligned}$$

From revealed preferences,

$$\begin{aligned} (\theta - Q^A(\theta)) Q^A(\theta) - \sum_{j=1, j \neq i}^n T_j(q_j^A(\theta)) &\geq \\ (\theta - Q^S(\theta)) Q^S(\theta) - \sum_{j=1, j \neq i}^n T_j(q_j^S(\theta)), \end{aligned}$$

and

$$\begin{aligned} (\theta - h(\theta) - Q^S(\theta)) Q^S(\theta) - \sum_{j=1, j \neq i}^n T_j(q_j^S(\theta)) &\geq \\ (\theta - h(\theta) - Q^A(\theta)) Q^A(\theta) - \sum_{j=1, j \neq i}^n T_j(q_j^A(\theta)). \end{aligned}$$

implying $h(\theta)(Q^A(\theta) - Q^S(\theta)) \geq 0 \Leftrightarrow Q^S(\theta) \leq Q^A(\theta) = Q^*(q_i(\theta), \theta) < q_i(\theta)$.

Let us show that the supplier i may reach a greater profit than (32) simply by choosing to sell a quantity of input i equal to $Q^S(\theta)$ instead of the quantity $q_i(\theta)$.

This is obviously the case when the solution $Q^*(Q^S(\theta), \theta)$ of the assembler's problem (3a) under the constraint $Q \leq Q^S(\theta)$ is such that $Q^*(Q^S(\theta), \theta) = Q^S(\theta)$ ³⁹. Let us show that it must indeed be the case that $Q^*(Q^S(\theta), \theta) = Q^S(\theta)$. Suppose on the contrary that the solution of the assembler's problem (3a) under the constraint $Q \leq Q^S(\theta)$ implies a sales level $Q'(\theta) < Q^S(\theta)$. It must then be that

$$\begin{aligned} (\theta - Q'(\theta)) Q'(\theta) - \sum_{j=1, j \neq i}^n T_j(q_j(Q'(\theta), \theta)) &> \\ (\theta - Q^S(\theta)) Q^S(\theta) - \sum_{j=1, j \neq i}^n T_j(q_j(Q^S(\theta), \theta)). \end{aligned}$$

But, since $h(\theta) \geq 0$ and $Q'(\theta) < Q^S(\theta)$, were this true, it should be that

$$\begin{aligned} (\theta - h(\theta) - Q'(\theta)) Q'(\theta) - \sum_{j=1, j \neq i}^n T_j(q_j(Q'(\theta), \theta)) &> \\ (\theta - h(\theta) - Q^S(\theta)) Q^S(\theta) - \sum_{j=1, j \neq i}^n T_j(q_j(Q^S(\theta), \theta)), \end{aligned}$$

³⁹In the case when $Q^S(\theta) = Q^A(\theta)$, equal profits obtain at $q_i(\theta) = Q^S(\theta) = Q^A(\theta)$ and at any $q_i(\theta) > Q^S(\theta) = Q^A(\theta)$. As indicated in Section 2, we suppose that in that case supplier i chooses the smallest supply level (this is equivalent to assume an infinitesimal cost of producing input i).

contradicting (33).

To conclude, supplier i is always able to induce the assembler to select the output and input levels $\{Q^S(\theta), \mathbf{q}_{-i}^S(\theta)\}$ by choosing to supply a quantity $Q^S(\theta)$ of input i . Then, either $Q^S(\theta) < Q^A(\theta)$, in which case supplier i clearly obtains greater (adjusted) profits than at $\{Q^A(\theta), \mathbf{q}_{-i}^A(\theta)\}$, or $Q^S(\theta) = Q^A(\theta)$, in which case an infinitesimal cost of producing input i is enough to ensure that supplier i is better off when supplying a quantity of input i equal to $Q^S(\theta)$. \square

Proof of Remark 1

Suppose that $Q(\theta) > \frac{\theta-h(\theta)}{2} > 0$. Obviously $q_j(\theta) \geq Q(\theta)$. Suppose now instead that the supplier i chooses a supply level $q_i(\theta) = \frac{\theta-h(\theta)}{2}$. Under the constraint $Q \leq \frac{\theta-h(\theta)}{2}$, the solution $Q^*(\frac{\theta-h(\theta)}{2}, \theta)$ of the assembler's problem (3a) is either $= \frac{\theta-h(\theta)}{2}$ or $< \frac{\theta-h(\theta)}{2}$:

1. if $Q^*(\frac{\theta-h(\theta)}{2}, \theta) = \frac{\theta-h(\theta)}{2}$, the supplier i 's adjusted profit is greater than the profit obtained at $Q(\theta) > \frac{\theta-h(\theta)}{2}$ since (i) for $\forall Q(\theta) \neq \frac{\theta-h(\theta)}{2}$, $(\frac{\theta-h(\theta)}{2})^2 > (\theta - h(\theta) - Q(\theta))Q(\theta)$ and (ii) in order to produce a quantity of output $\frac{\theta-h(\theta)}{2} < Q(\theta)$, the assembler does not need greater quantities of inputs other than i and pays accordingly at most the same aggregate transfer $\sum_{j=1, j \neq i}^n T_j(q_j(\theta))$ to suppliers $j \neq i$.
2. if $Q^*(\frac{\theta-h(\theta)}{2}, \theta) < \frac{\theta-h(\theta)}{2}$, then by the same argument as in Lemma 2, the supplier i 's adjusted profit must be greater at $Q^*(\frac{\theta-h(\theta)}{2}, \theta)$ than at $\frac{\theta-h(\theta)}{2}$ and thus strictly greater than at any $Q(\theta) > \frac{\theta-h(\theta)}{2}$. \square

Proof of Lemma 3

Let $\tau = \theta - h(\theta)$. Define now

$$\widehat{\pi}_i(\tau, q) = (\tau - Q)Q - \sum_{j=1, j \neq i}^n T_j(Q).$$

and

$$\widehat{\Pi}_i^S(\tau) = \max_q \widehat{\pi}_i(\tau, q).$$

Since $\widehat{\pi}_i$ is linear in τ , $\widehat{\Pi}_i^S(\tau)$ is convex in τ as a supremum of convex (linear) functions, hence absolutely continuous⁴⁰ (AC). By assumption 1, $\tau(\theta)$ is invertible so that $\Pi_i^S(\theta) = \widehat{\Pi}_i^S(\tau(\theta))$ is AC and a.e. differentiable. \square

Proof of Proposition 1

(a) Necessity

From Lemma 2, $Q(\theta) = q_i(\theta)$, $\forall i = 1, 2, \dots, n$. Moreover from Remark 1, it must be that $Q(\theta) \leq \frac{\theta-h(\theta)}{2}$. On the other hand, we already know that a non-decreasing output function $Q(\theta)$ (and the input functions $q_i(\theta) = Q(\theta)$) solve

⁴⁰Notice that it is continuous at the endpoints of the interval, a necessary condition for absolute continuity (see again Roberts and Varberg (1973)).

respectively the Assembler's Problem (4a) and the Suppliers' Problems (9) only if the payment schedules, T_i , are defined by equations (12) and (14).

Substituting in (15) $\sum T_i(Q(\theta))$ for its value from (8) and rearranging we obtain:

$$0 = \left[V(\theta, Q(\theta)) - \int_{\underline{\theta}}^{\theta} (1 - nh'(s)) Q(s) ds \right] - \sum_{i=1}^n \Pi_i^s(\underline{\theta}).$$

Evaluating the previous condition at $\theta = \underline{\theta}$, we obtain:

$$V(\underline{\theta}, Q(\underline{\theta})) = \sum_{i=1}^n \Pi_i^s(\underline{\theta}).$$

Given that $V_s(Q(s), s) = (1 - nh'(s))Q(s)$, the result in Proposition 1 must hold.

(b) Sufficiency

Let us consider the implementation of a non-decreasing sales function $Q(\theta) \leq \frac{\theta - h(\theta)}{2} \leq \frac{\theta}{2}$ when the assembler solves the associate problem $\max_Q \Psi(\theta, Q) = (\theta - Q)Q - \bar{T}(Q)$. Since the single-crossing property (CS⁺) is here obviously satisfied⁴¹ (i.e. $\frac{\partial^2 \Psi(\theta, Q)}{\partial Q \partial \theta} = 1 > 0$), there exists $\bar{T}(\cdot)$ such that $(Q(\cdot), \bar{T}(\cdot))$ is incentive compatible for this associate problem. Notice that condition (12) where $\sum_{i=1}^n T_i(Q(\theta))$ is replaced by $\bar{T}(Q(\theta))$ is necessary in the associate problem as well as in the original one. From condition (12) for any $\theta' > \theta$, we have:

$$\bar{T}(Q(\theta')) - \bar{T}(Q(\theta)) = \int_{\theta}^{\theta'} (s - 2Q(s))Q'(s) ds,$$

from what we deduce that $Q(\theta) \leq \frac{\theta - h(\theta)}{2} \leq \frac{\theta}{2}$ implies that any transfer function \bar{T} which implements a non-decreasing sales function $Q(\theta) \leq \frac{\theta - h(\theta)}{2}$ in the associate problem must be non decreasing in Q .

Consider now in the original problem the tariff functions $T_i(q_i) = \frac{1}{n}\bar{T}(q_i)$, $i = 1, 2, \dots, n$. Let us now show that they implement the non-decreasing sales and input functions $q_i(\theta) = Q(\theta) \leq \frac{\theta - h(\theta)}{2} \leq \frac{\theta}{2}$, $i = 1, 2, \dots, n$. Suppose on the contrary that there exist $q_i(\theta') = q(\theta') \leq \frac{\theta' - h(\theta')}{2}$, $i = 1, 2, \dots, n$, which give a strictly greater profit to the assembler, i.e.

$$(\theta - \tilde{q})\tilde{q} - \bar{T}(q(\theta')) > (\theta - Q(\theta))Q(\theta) - \bar{T}(Q(\theta)),$$

where $\tilde{q} \in [0, q(\theta')]$ ⁴². Since \bar{T} is non decreasing, it follows that

$$(\theta - \tilde{q})\tilde{q} - \bar{T}(\tilde{q}) > (\theta - Q(\theta))Q(\theta) - \bar{T}(Q(\theta)),$$

contradicting the fact that \bar{T} implements $Q(\theta)$ in the associate problem.

⁴¹The single-crossing property implied by a strictly positive cross partial derivative is called increasing differences or supermodularity: see Topkis (1998) and Amir (2005).

⁴²Remember that free disposal allows the assembler not to consume all the quantities of inputs he buys.

Using now condition (12), where $\sum_{i=1}^n T_i(Q(\theta))$ is replaced by $\bar{T}(Q(\theta))$, together with condition (18), we obtain

$$\frac{n-1}{n}\bar{T}(Q(\theta)) = [\theta - h(\theta) - Q(\theta)] Q(\theta) - \int_{\underline{\theta}}^{\theta} (1 - h'(s))Q(s)ds - \frac{1}{n}V(Q(\underline{\theta}), \underline{\theta}). \quad (34)$$

Notice that the definition of the virtual profits implies that $\sum_{i=1}^n \Pi_i^s(\underline{\theta}) = V(Q(\underline{\theta}), \underline{\theta})$. Given that the tariff functions are identical for all, the $\Pi_i^s(\underline{\theta})$ are identical as well $\forall i = 1, 2, \dots, n$. It follows that (34) implies

$$\frac{n-1}{n}\bar{T}(Q(\theta)) = [\theta - h(\theta) - Q(\theta)] Q(\theta) - \int_{\underline{\theta}}^{\theta} (1 - h'(s))Q(s)ds - \Pi_i^s(\underline{\theta}), \quad i = 1, 2, \dots, n, \quad (35)$$

which is the necessary (first-order) condition(14) for each Principal i . It remains to verify the global second order conditions for each Principal i 's problem. We can apply the same proof strategy as in the Agent's case. Consider the associate problem for Principal i : $\max_Q \Gamma_i(Q, \theta) = (\theta - Q - h(\theta)) Q - \frac{n-1}{n}\bar{T}(Q)$. Since the single-crossing property (CS⁺) is here obviously satisfied (i.e. $\frac{\partial^2 \Gamma_i(\theta, Q)}{\partial Q \partial \theta} = 1 - h'(\theta) > 0$), not only the local second order conditions (34) are satisfied for the associate problem but also the global ones.

Consider now in the original problem the tariff functions $T_j(q_j) = \frac{1}{n}\bar{T}(q_j)$, $j \neq i$. We now show that $\sum_{j \neq i} \frac{1}{n}\bar{T}(q_j)$ implements the non-decreasing sales and input functions $q_i(\theta) = Q(\theta) \leq \frac{\theta - h(\theta)}{2} \leq \frac{\theta}{2}$. Suppose on the contrary that there exists $q_i(\theta') \leq \frac{\theta' - h(\theta')}{2}$, which gives a strictly greater profit to supplier i and remembering that the function \bar{T} is increasing, we must have

$$(\theta - h(\theta) - \widehat{q})\widehat{q} - \frac{n-1}{n}\bar{T}(\widehat{q}) > (\theta - h(\theta) - Q(\theta))Q(\theta) - \frac{n-1}{n}\bar{T}(Q(\theta)),$$

where $\widehat{q} \in [0, q_i(\theta')]$ ⁴³. But this contradicts the optimality of $Q(\theta)$ for supplier i in the corresponding associate problem. \square

Proof of Corollary 2

The proof is straightforward. Indeed differentiating (18) with respect to θ , one obtains $V_s(\cdot) = V_Q Q'(\theta) + V_s(\cdot)$, implying $V_Q Q'(\theta) = 0$. Given that $V_Q = \theta - nh(\theta) - 2Q(\theta)$, and given $Q^D(\theta)$, then $V_Q Q'(\theta) = 0$ implies

$$2 [Q^D(\theta) - Q(\theta)] Q'(\theta) = 0,$$

yielding the results in the preceding Corollary. \square

Proof of Lemma 4

Given (16), $V(Q(\theta), \theta)$ is obviously continuous at any θ where $Q(\theta)$ is continuous. So we only have to consider the values of θ at which $Q(\theta)$ is discontinuous. Let $\widetilde{\theta}$ be such a point. Since from Lemma 1, the equilibrium

⁴³Given that the tariff functions are non-decreasing, buying quantities $q_j > \widehat{q}$, i.e. greater than the output (sales) level, cannot entail lower payments.

sales function is a.e. differentiable, points of discontinuity are isolated and it is right and left continuous with $\lim_{\theta \downarrow \tilde{\theta}} Q(\theta) = Q^+(\tilde{\theta}) > \lim_{\theta \uparrow \tilde{\theta}} Q(\theta) = Q^-(\tilde{\theta})$. From (18), $\lim_{\theta \downarrow \tilde{\theta}} V(Q(\theta), \theta) - V(Q(\underline{\theta}), \underline{\theta}) = V(Q^+(\tilde{\theta}), \tilde{\theta}) - V(Q(\underline{\theta}), \underline{\theta}) = \lim_{\theta \uparrow \tilde{\theta}} V(Q(\theta), \theta) - V(Q(\underline{\theta}), \underline{\theta}) = V(Q^-(\tilde{\theta}), \tilde{\theta}) - V(Q(\underline{\theta}), \underline{\theta})$. It follows that $V(Q^+(\tilde{\theta}), \tilde{\theta}) = V(Q^-(\tilde{\theta}), \tilde{\theta})$. Notice in addition that, since $Q^D(\tilde{\theta}) = \arg \max_Q V(Q, \tilde{\theta})$, it must be that $Q^-(\tilde{\theta}) < Q^D(\tilde{\theta}) < Q^+(\tilde{\theta})$. \square

Proof of Example 1

An equilibrium output function maximizing the virtual aggregate surplus function has already been shown to be given by $Q^D(\theta)$, where here $Q^D(\theta) = \frac{(n+1)\theta - n}{2}$. The assembler's and subcontractor j 's first-order conditions are respectively over $(\frac{n}{n+1}, 1] : (\theta - 2Q(\theta)) = \sum_{i=1}^n T_i'(Q(\theta))$ and $2\theta - 1 - 2Q(\theta) = \sum_{i=1, i \neq j}^n T_i'(Q(\theta))$. Subtracting the second from the first we obtain $1 - \theta = T_j'(Q(\theta))$. Using (ii) we can express θ as a function of Q , with

$$\theta = \frac{2Q + n}{n + 1},$$

and substitute this value for θ . We obtain $T_j'(Q) = \frac{1-2Q}{n+1}$ and then integrating with respect to Q , we obtain $T_j(Q) = K_j + \frac{Q-Q^2}{n+1}$, $\forall Q \in [0, \frac{1}{2}]$, where K_j is a constant. From the assembler's participation constraint and suppliers optimization behavior, $\sum_{j=1}^n K_j = 0$. It is easy to see that choosing $Q = 0$ maximizes the assembler's profit for $\theta \in [0, \frac{n}{n+1}]$. It follows that $\sum_{j=1}^n T_j(Q) = \frac{n(Q-Q^2)}{n+1}$. \square

Proof of Remark 2

From equation (7) we obtain

$$\Pi^A(\theta) = \int_{\frac{n}{n+1}}^{\theta} Q(\theta) d\theta = \frac{[\theta - n(1 - \theta)]^2}{4(1 + n)} \quad (36)$$

$$\text{for all } \theta \in \left[\frac{n}{n+1}, 1 \right] \text{ and } \Pi^A(\theta) = 0 \text{ otherwise,}$$

so that the ex-ante expected profit of the assembler, $E[\Pi^A]$, is equal to

$$E[\Pi^A] = \int_{\frac{n}{n+1}}^1 \frac{[\theta - n(1 - \theta)]^2}{4(1 + n)} d\theta = \frac{1}{12(n + 1)^2}. \quad (37)$$

The profit of subcontractor i , for all $\theta \in [\frac{n}{n+1}, 1]$, is easily obtained from $T_i(Q) = \frac{Q-Q^2}{n+1}$, by setting $Q = \frac{(n+1)\theta - n}{2}$, implying:

$$\Pi_i^S(\theta) = \frac{[2 - \theta + n(1 - \theta)][\theta - n(1 - \theta)]}{4(n + 1)},$$

for all $\theta \in \left[\frac{n}{n+1}, 1\right]$ and $\Pi_i^S(\theta) = 0$ otherwise. The expected profit of subcontractor i , denoted $E[\Pi_i^S]$, is

$$E[\Pi_i^S] = \int_{\frac{n}{n+1}}^1 \frac{(2-\theta+n(1-\theta))(\theta-n(1-\theta))}{4(n+1)} d\theta = \frac{1}{6(n+1)^2}, \quad (38)$$

yielding the results in Remark 2. \square

Proof of Corollary 3

Let us write the condition (18) respectively at some $\theta \in (x_i, x_{i+1}]$ and at x_i :

$$\int_{\underline{\theta}}^{\theta} V'_s(Q(s), s) ds = V(Q_i, \theta) - V(Q(\underline{\theta}, \underline{\theta})), \quad (39)$$

and

$$\int_{\underline{\theta}}^{x_i} V'_s(Q(s), s) ds = V(Q_{-i}, x_i) - V(Q(\underline{\theta}, \underline{\theta})). \quad (40)$$

In the equation above, we consider that $[\underline{\theta}, \bar{\theta}]$ is divided in $n+1$ intervals $[x_j, x_{j+1})$ such that $Q(\theta) = Q_j, \forall \theta \in (x_j, x_{j+1}]$, with $Q_{j+1} > Q_j$, $x_0 = \underline{\theta}$ and $x_{n+1} = \bar{\theta}$.

Subtracting (40) from (39) we obtain

$$\int_{x_i}^{\theta} V'_s(Q_i, s) ds = V(Q_i, \theta) - V(Q_{-i}, x_i).$$

The LHS equals $V(Q_i, \theta) - V(Q_i, x_i)$ so that we conclude that $V(Q_{i-1}, x_i) = V(Q_i, x_i)$. \square

Proof of Remark 3

(i) Let us first derive (22). Notice first that substituting in (14) $\sum T_i(Q(\theta))$ for its value from (8), accounting for $\Pi^A(\underline{\theta}) = 0$, and rearranging we obtain an expression which, evaluated at $\theta = \underline{\theta}$, yields

$$\sum_{i=1}^{i=n} \Pi_i^S(\underline{\theta}) = \Pi^S(\underline{\theta}) = V(Q(\underline{\theta}, \underline{\theta})).$$

Let us now consider the expected aggregate suppliers' profit $E[\Pi^S]$. From equation (13) in the paper, and the above result, we obtain

$$\begin{aligned} E[\Pi^S] &= V(Q(\underline{\theta}, \underline{\theta})) + nE\left[\int_{\underline{\theta}}^{\theta} (1-h'(s))Q(s) ds\right] \\ &= V(Q(\underline{\theta}, \underline{\theta})) + (n-1)E\left[\int_{\underline{\theta}}^{\theta} Q(s) ds\right] + E\left[\int_{\underline{\theta}}^{\theta} (1-nh'(s))Q(s) ds\right]. \end{aligned}$$

Using now equation (7) and condition (18), it turns out that

$$E[\Pi^S] = E[V(Q(\theta), \theta) + (n-1)E[\Pi^A(\theta)]]. \quad (41)$$

Moreover, introducing in (41) $E[\Pi^A] = E[(\theta - Q(\theta))Q(\theta)] - E[\Pi^S]$ and using the definition of $V(Q(\theta), \theta)$, we obtain:

$$E[\Pi^S] = E[(\theta - h(\theta) - Q(\theta))Q(\theta)]. \quad (42)$$

(ii) Let us now derive (23).

From the condition (18), we can write

$$[(\theta - h(\theta) - Q(\theta))Q(\theta)] = V(Q(\bar{\theta}), \bar{\theta}) - \int_{\theta}^{\bar{\theta}} (1 - nh'(s))Q(s)ds + (n-1)h(\theta)Q(\theta).$$

Integrating both sides between $\underline{\theta}$ and $\bar{\theta}$, and then integrating the RHS by parts, we obtain (23). \square

Proof of Lemma 5

Let us denote by $Q_1(\theta)$ the first equilibrium output function and by $Q_2(\theta)$ the second equilibrium output function described in Lemma 5.

Given (42), the difference $E[\Pi^S(Q_2(\theta), \theta)] - E[\Pi^S(Q_1(\theta), \theta)]$ between the expected aggregate suppliers' profits under equilibrium output functions $Q_2(\theta)$ and $Q_1(\theta)$ equals

$$\int_x^{\bar{\theta}} (\theta - h(\theta) - Q^D(\theta)) Q^D(\theta) f(\theta) d\theta - \int_x^{\bar{\theta}} (\theta - h(\theta) - Q^D(x)) Q^D(x) f(\theta) d\theta. \quad (43)$$

Since $\frac{\theta - h(\theta)}{2} = \arg \max_Q \Pi^S(Q, \theta) > Q^D(\theta) = \frac{\theta - nh(\theta)}{2} > Q^D(x)$, $\forall \theta \in (x, \bar{\theta}]$, the concavity of $\Pi^S(Q, \theta)$ with respect to Q implies that $\Pi^S(Q^D(\theta), \theta) > \Pi^S(Q^D(x), \theta)$, $\forall \theta \in (x, \bar{\theta}]$, so that (43) is > 0 . \square

Proof of Lemma 6

Let us consider the difference between the expected aggregate suppliers' profit under the equilibrium output functions $Q_C(\theta)$ and $Q_H(\theta)$, which, given (23), is

$$\begin{aligned} E[\Pi^S(Q_C(\theta), \theta)] - E[\Pi^S(Q_H(\theta), \theta)] &= \\ &= \int_{x_0}^{x_1} Q^D(\theta) g(\theta) d\theta - \left[\int_x^{x_1} Q^D(x_1) g(\theta) d\theta + \int_{x_0}^x Q^D(x_0) g(\theta) d\theta \right] = \\ &= \int_{x_0}^{x_1} Q^D(\theta) g(\theta) d\theta - [Q^D(x_1)(G(x_1) - G(x)) + Q^D(x_0)(G(x) - G(x_0))], \end{aligned}$$

where $g(\theta) = (n-1) - n(1 - h'(\theta))F(\theta)$ and $G(\theta) = \int_{\underline{\theta}}^{\theta} g(s) ds$.

Now, integrating by parts, $\int_{x_0}^{x_1} Q^D(\theta)g(\theta)d\theta = Q^D(x_1)G(x_1) - Q^D(x_0)G(x_0) - \int_{x_0}^{x_1} Q^{D'}(\theta)G(\theta)d\theta$, so that

$$\begin{aligned} E[\Pi^S(Q_C(\theta), \theta)] - E[\Pi^S(Q_H(\theta), \theta)] &= \\ (Q^D(x_1) - Q^D(x_0))G(x) - \int_{x_0}^{x_1} Q^{D'}(\theta)G(\theta)d\theta &= \\ \int_{x_0}^{x_1} Q^{D'}(\theta)(G(x) - G(\theta))d\theta. \end{aligned}$$

Let now $z = \frac{\theta - nh(\theta)}{2}$. From Assumption 1, this is a monotone increasing function so that there is an inverse function $\Theta(z)$. On the other hand, $d\theta = \frac{2}{1-nh'(\theta)}dz$. Remembering that $Q^{D'}(\theta) = \frac{1}{2}(1-nh'(\theta))$ a simple change of variables leads to

$$E[\Pi^S(Q_C(\theta), \theta)] - E[\Pi^S(Q_H(\theta), \theta)] = \int_{z_0}^{z_1} (G(\Theta(\frac{z_0+z_1}{2})) - G(\Theta(z)))dz, \quad (44)$$

where $z_i = \frac{x_i - nh(x_i)}{2}$, $i = 0, 1$ and $\Theta(\frac{z_0+z_1}{2}) = x^{44}$.

Now, the next step is to prove the concavity of $G(\Theta(z))$ with respect to z . It turns out that:

$$\begin{aligned} \frac{d^2 G(\Theta(z))}{dz^2} &= \\ \frac{2n}{(1-nh'(\theta))} [-(1-nh'(\theta))(1-h'(\theta))f(\theta) + h''(\theta)(n-1)(1-F(\theta))] &= \\ = \frac{2nf(\theta)}{(1-nh'(\theta))} [-(1-nh'(\theta))(1-h'(\theta)) + h''(\theta)(n-1)h(\theta)]. \end{aligned}$$

From Assumptions 1 and 3, this is negative and accordingly $G(\Theta(z))$ is concave with respect to z

This is enough to show that the RHS of (44) is positive. From the concavity of $G(\Theta(z))$ with respect to z ,

$$\int_{z_0}^{\frac{z_0+z_1}{2}} (G(\Theta(\frac{z_0+z_1}{2})) - G(\Theta(z)))dz \geq \frac{dG(\Theta(\frac{z_0+z_1}{2}))}{dz} \frac{1}{8}(z_1 - z_0)^2,$$

and

$$\int_{\frac{z_0+z_1}{2}}^{z_1} (G(\Theta(\frac{z_0+z_1}{2})) - G(\Theta(z)))dz \geq -\frac{dG(\Theta(\frac{z_0+z_1}{2}))}{dz} \frac{1}{8}(z_1 - z_0)^2,$$

so that $\int_{z_0}^{z_1} (G(\Theta(\frac{z_0+z_1}{2})) - G(\Theta(z)))dz \geq 0$. \square

⁴⁴From the continuity of $V(Q(\theta), \theta)$ wrt θ at a discontinuity point, $z = \frac{x-nh(x)}{2} = \frac{1}{2} \sum_{i=0}^{i=1} \frac{x_i - nh(x_i)}{2} = \frac{z_0+z_1}{2}$.

Proof of Proposition 2

Given (22) and (28), the suppliers' aggregate expected profits may be written along a semi-regular equilibrium as

$$\int_{\underline{\theta}}^{\theta^{SR}} (\theta - h(\theta) - Q^D(\theta^{SR}))Q^D(\theta^{SR})f(\theta)d\theta + \int_{\theta^{SR}}^{\bar{\theta}} (\theta - h(\theta) - Q^D(\theta))Q^D(\theta)f(\theta)d\theta.$$

Their derivative with respect to θ^{SR} is easily obtained as:

$$\frac{1 - nh'(\theta^{SR})}{2} \int_{\underline{\theta}}^{\theta^{SR}} (\theta - h(\theta) - 2Q^D(\theta^{SR}))f(\theta)d\theta.$$

Remember the constraint $Q(\theta) \leq \frac{\theta - h(\theta)}{2}$, $\forall \theta \in [\underline{\theta}, \bar{\theta}]$.

For any θ^{SR} such that the previous constraint is satisfied, i.e. $Q^D(\theta^{SR}) = \frac{\theta^{SR} - nh(\theta^{SR})}{2} \leq \frac{\theta - h(\theta)}{2}$, the above derivative is strictly positive. Letting now θ^c be such that $\frac{\theta^c - nh(\theta^c)}{2} = \frac{\theta - h(\theta)}{2}$ ⁴⁵, the solution of our problem is $\theta^{SR} = \theta^c$ whenever the non-negativity of sales constraint is satisfied, i.e. $\frac{\theta^c - nh(\theta^c)}{2} > 0$. Otherwise it has to be such that $\theta^{SR} = \Theta(0)$, where $\Theta(0) - nh(\Theta(0)) = 0$: the optimal sales level is zero for all $\theta \in [\underline{\theta}, \Theta(0)]$. \square

The necessity part of the Proposition is straightforward. Suppose that (26) does not hold over some interval $[\theta_0, \theta_1]$. Then the equilibrium sales function which is identical to the semi-regular (or regular) one defined in Proposition 2 except that $Q(\theta) = Q^D(\theta_0)$, $\theta \in [\theta_0, x]$, and $Q(\theta) = Q^D(\theta_1)$, $\theta \in [x, \theta_1]$, where $x - nh(x) = \frac{\theta_0 - nh(\theta_0) + \theta_1 - nh(\theta_1)}{2}$, strongly Pareto-dominates the original one⁴⁶. \square

References

- [1] Amador, M. and K. Bagwell (2013), The theory of optimal delegation with an application to tariff caps, *Econometrica* 81, 1541-1599.
- [2] Amir, R. (2005), Supermodularity and complementarity in economics: an elementary survey, *Southern Economic Journal*, 636-660.

⁴⁵ Given the strict monotonicity of the function $\theta - nh(\theta)$, there is always a solution to this equation.

⁴⁶ When $Q^D(\theta_1)$ is not smaller than $\frac{x - h(x)}{2}$ it is always possible to find a small enough sub-interval of $[\theta_0, \theta_1]$ such that this condition is satisfied.

- [3] Bernheim, B D. and Whinston, M. D. (1986a), Menu Auctions, Resource Allocation, and Economic Influence, *The Quarterly Journal of Economics*, 101(1),1-31.
- [4] Bernheim, B D. and Whinston, M. D. (1986b), Common Agency, *Econometrica*, 54, 923-942.
- [5] Cournot, A.A., 1838, *Recherches sur les Principes Mathématiques de la Théorie des Richesses*, Paris: Hachette.
- [6] Gerardin, D., Layne-Farrar, A., and Padilla, A. J. (2008). The Complements Problem within Standard Setting: Assessing the Evidence on Royalty Stacking, *Boston University Journal of Science and Technology Law*, 14(2).
- [7] Konishi, H., Le Breton, M., and Weber, S. (1999). On coalition-proof Nash equilibria in common agency games. *Journal of Economic Theory*, 85(1), 122-139.
- [8] Laussel, D. (2008). Buying Back Subcontractors: The Strategic Limits of Backward Integration. *Journal of Economics & Management Strategy*, 17(4), 895-911.
- [9] Laussel, D., and Le Breton, M. (1998), Free-Riding as a By-Product of Incentive Constraints: A New Look at the Private Production of Public Goods, mimeo GREQAM.
- [10] Laussel, D., and Le Breton, M. (2001), Conflict and cooperation: The structure of equilibrium payoffs in common agency, *Journal of Economic Theory*, 100(1), 93-128.
- [11] Laussel, D. and J. Resende (2016), Complementary monopolies with asymmetric information, Working paper June 2016.
- [12] Lemley, M. A., and Shapiro, C. (2006), Patent holdup and royalty stacking, *Tex. L. Rev.*, 85, 1991.
- [13] Martimort, D., and Stole, L. (2002), The revelation and delegation principles in common agency games, *Econometrica*, 70(4), 1659-1673.
- [14] Martimort, D., and Stole, L. (2009a), Market Participation in Delegated and Intrinsic Common-Agency Games, *Rand Journal of Economics*, 40, 78-102.
- [15] Martimort, D., and Stole, L. (2009b), Selecting equilibria in common agency games. *Journal of Economic Theory*, 144(2), 604-634.
- [16] Martimort, D., and Stole, L. (2015), Menu Auctions and Influence Games with Private Information, Working Paper June 2015.

- [17] Martimort, D., A. Semenov and Stole, L. (2016), A Complete Characterization of Equilibria in Common Agency Screening Games, Working Paper May 31, 2016.
- [18] Mirrlees, J.A. (1971), An Exploration in the Theory of Optimal Income Taxation, *Review of Economic Studies*, 38, 175-208.
- [19] Monteiro, P. K., and Page Jr, F. H. (1998), Optimal selling mechanisms for multiproduct monopolists: incentive compatibility in the presence of budget constraints, *Journal of Mathematical Economics*, 30(4), 473-502.
- [20] Monteiro, P. K., and Page Jr, F. H. (2008), Catalog competition and Nash equilibrium in nonlinear pricing games, *Economic Theory*, 34(3), 503-524.
- [21] Oh, S., and Özer, Ö. (2013), Mechanism design for capacity planning under dynamic evolutions of asymmetric demand forecasts, *Management Science*, 59(4), 987-1007.
- [22] Özer, Ö., and Wei, W. (2006), Strategic commitments for an optimal capacity decision under asymmetric forecast information, *Management Science*, 52(8), 1238-1257.
- [23] Roberts, A.W and D.E. Varberg (1973), *Convex Functions* Academic Press, New York.
- [24] Slade, M. (1994), What Does an Oligopoly Maximize?, *The Journal of Industrial Economics*, 42, 45-61.
- [25] Spengler, J. J. (1950), Vertical integration and antitrust policy, *The Journal of Political Economy*, 347-352.
- [26] Spulber, D. F. (2016), Complementary Monopolies and the Bargaining Problem, *mimeo*.
- [27] Tirole, J. (1988), *The theory of industrial organization*,. MIT Press.
- [28] Topkis, D. (1998), *Supermodularity and Complementarity*, Princeton University Press