



# Environmental occurrence of phthalate and organophosphate esters in sediments across the Gulf of Lion (NW Mediterranean Sea)

Nigar Alkan, Ali Alkan, Javier Castro-Jiménez, Florian Royer, Laure Papillon, Melanie Ourgaud, Richard Sempere

## ► To cite this version:

Nigar Alkan, Ali Alkan, Javier Castro-Jiménez, Florian Royer, Laure Papillon, et al.. Environmental occurrence of phthalate and organophosphate esters in sediments across the Gulf of Lion (NW Mediterranean Sea). *Science of the Total Environment*, 2020, pp.143412. 10.1016/j.scitotenv.2020.143412 . hal-02994869v1

**HAL Id: hal-02994869**

**<https://amu.hal.science/hal-02994869v1>**

Submitted on 28 Nov 2020 (v1), last revised 19 Jan 2021 (v2)

**HAL** is a multi-disciplinary open access archive for the deposit and dissemination of scientific research documents, whether they are published or not. The documents may come from teaching and research institutions in France or abroad, or from public or private research centers.

L'archive ouverte pluridisciplinaire **HAL**, est destinée au dépôt et à la diffusion de documents scientifiques de niveau recherche, publiés ou non, émanant des établissements d'enseignement et de recherche français ou étrangers, des laboratoires publics ou privés.

**Environmental occurrence of phthalate and organophosphate esters in  
sediments across the Gulf of Lion (NW Mediterranean Sea)**

Nigar Alkan <sup>a,b</sup>, Ali Alkan <sup>a,c</sup>, Javier Castro-Jiménez <sup>a,d,\*</sup>, Florian Royer <sup>a</sup>, Laure  
Papillon <sup>a</sup>, Mélanie Ourgaud <sup>a</sup>, Richard Sempéré <sup>a,\*</sup>

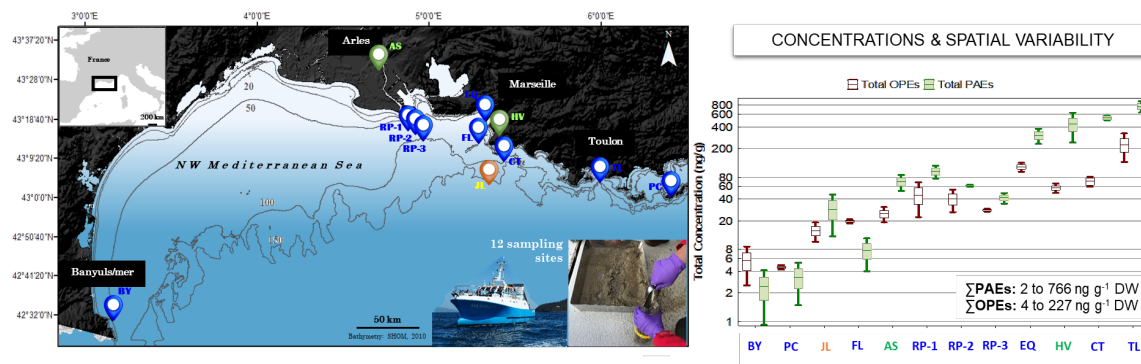
<sup>a</sup> Aix Marseille Univ., University of Toulon, CNRS, IRD, MIO UM 110, Marseille,  
France

<sup>b</sup> Karadeniz Technical University, Faculty of Marine Science, 61530, Sürmene,  
Trabzon, Turkey

<sup>c</sup> Karadeniz Technical University, Institute of Marine Science and Technology,  
61080, Trabzon, Turkey

<sup>d</sup> IFREMER, Laboratory of Biogeochemistry of Organic Contaminants (LBCO),  
Rue de l'Île d'Yeu, BP 21105, 44311, Nantes, Cedex 3, France

Corresponding authors E-mail addresses:  
[richard.sempere@mio.osupytheas.fr](mailto:richard.sempere@mio.osupytheas.fr) (R. Sempéré).  
[Javier.Castro.Jimenez@ifremer.fr](mailto:Javier.Castro.Jimenez@ifremer.fr) (J. Castro-Jiménez)



## ABSTRACT

Seven phthalate (PAEs) and nine organophosphate esters (OPEs) were measured in surface sediments across the Gulf of Lion (NW Mediterranean Sea) at twelve stations characterized by different anthropogenic signatures.  $\Sigma$  PAEs and  $\Sigma$  OPEs concentrations ranged from 2 to 766 ng/g DW (av. 196 ng/g DW) and from 4 to 227 ng/g DW (av. 54 ng/g DW), respectively. Our analysis of the potential sources of these organic plastic additives in sediments of the Gulf of Lion suggests that the dominant factors affecting their occurrence and environmental distribution are port-based industrial activities and urban pressures. Indeed, the highest  $\Sigma$  PAE and  $\Sigma$  OPE concentrations were found close to the ports of Toulon and Marseille (Estaque) and at the sites impacted by the Marseille metropolitan area (i.e. at the outlets of the waste water treatment plant at Cortiou and at the mouth of the Huveaune River). The lowest levels were generally found in protected areas (e.g. Port-Cros) and at sites relatively far from the coast. DEHP was seen to be the most abundant PAE while TDCP, TEHP and TiBP were the most abundant OPEs in the area. Our results also expose the contribution of additives entering the Gulf of Lion via sedimentary material from the Rhône River, with positive correlations

1 between the total organic carbon (TOC) content in the sediment and the  $\Sigma$  PAEs  
2 and  $\Sigma$  OPEs concentrations. However, additive concentrations decreased from  
3 shore to offshore in the Rhône River discharge area, indicating an efficient dilution  
4 of the contaminants accumulated at the river mouth area.

5

6 **Keywords:** Plastic additives; phthalates; organophosphate esters; sediment; Gulf  
7 of Lion

8

## 1. Introduction

The increasing worldwide demand in recent years for plastics and commonly used plastic additives has resulted in global awareness regarding the presence of organic pollutants such as phthalate and organophosphate esters (PAEs and OPEs, respectively) in all environments and their associated living organisms (Net al al., 2015; Wei et al., 2015). In 2016 global plastic production reached 355 million tons (PlasticsEurope, 2015), and plastic fragments can now be found in the marine environment in unprecedented amounts (Barnes et al., 2009). Since the beginning of the 20th century, PAEs have been used as plasticizers to facilitate processing and to increase the flexibility and toughness of manufactured plastic products: they are today in the class of synthetic chemicals with high production volumes and toxicological properties (Schechter et al., 2013; Wang et al., 2006). These chemicals are also added to paints, adhesives, cosmetics and personal care products (Guo & Kannan, 2012; Cao, 2010). In 2009, global PAE production stood at 6.2 million tons, of which 1.3 million tons were produced in China, mainly di- (2-ethylhexyl) phthalate (DEHP) and di-n-butyl phthalate (DnBP) (He et al., 2019). OPEs are listed among the most highly produced chemicals due to their high worldwide consumption (Yang et al., 2019) and their widespread used in numerous applications such as flame retardants, plasticizers and lubricants (Wei et al., 2015).

PAEs and OPEs are among the most abundant organic plastic additives to be released into the environment during polymer degradation/aging (Meng et al., 2014; Net et al., 2015; Paluselli et al., 2019). The assimilation and subsequent

1 bioaccumulation of certain PAE and OPEs by living organisms may cause serious  
2 risks due to their carcinogenic and estrogenic effects on human and animal health,  
3 with potential impacts similar to those provoked by persistent organic pollutants  
4 (POPs) (Wei et al., 2015). More specifically, PAEs may induce endocrine  
5 disruption in both wild fish and mammals, as well as in humans, and may thus  
6 affect reproduction, fertility and development (Net et al., 2015). Neurotoxic,  
7 carcinogenic, mutagenic and hormone disturbance effects linked to some OPEs  
8 have been observed in extensive studies on humans and animals (Andresen &  
9 Bester, 2004; Lai et al., 2015; Zeng et al., 2014). Several phthalates are listed as  
10 priority pollutants by diverse national and international regulatory organizations  
11 including the United States Environmental Protection Agency (EPA) (Pan & Xing,  
12 2008; Bernaldo de Quirós et al., 2019).

13       Due to their physico-chemical properties, most PAEs and OPEs exhibit a  
14 strong tendency to bind with carbon-rich suspended particulate matter, and then  
15 to accumulate in sediments (van der Veen & de Boer, 2012, Net et al., 2015).  
16 Determining their concentration and distribution in sediments thus becomes crucial  
17 to better understand current environmental levels, subsequent potential  
18 implications of their transfer to benthic communities, and the possible resulting  
19 impacts on the global functioning of marine ecosystems. However, most previous  
20 studies have focused on the presence of PAEs in the aquatic or atmospheric  
21 compartments, and to a lesser extent on OPEs in seawater and sediment (see  
22 compilation of studies presented in Table S1). Few data are available for coastal  
23 sediments, particularly in highly impacted and sensitive marine environments,

1 such as the Mediterranean Sea. This semi-enclosed basin is subject to strong  
2 anthropogenic pressure due to relatively large atmospheric and terrestrial inputs,  
3 overpopulation and coastal industrialization (MERMEX Group, 2011). Moreover,  
4 the awareness of impacts related to the presence of organic pollutants associated  
5 to plastics in the marine environment is increasing, in great part due to the  
6 overwhelming accumulation of plastic waste in both the Mediterranean water  
7 column (Cozar et al., 2015) and on the sea floor (Kane et al., 2020).

8 Here, we provide the first investigation of the spatial occurrence of PAEs  
9 and OPEs in sediment samples across the Gulf of Lion in the NW Mediterranean  
10 Sea. The Gulf of Lion receives to large inputs of sedimentary material and organic  
11 carbon and water-soluble organic compounds delivered by the major river in the  
12 NW Mediterranean (i.e. the Rhône) (Sempéré et al., 2000; Sempéré et al., 2018).  
13 In addition, both atmospheric (Castro-Jiménez et al., 2017) and riverine inputs of  
14 organic contaminants (Schmidt et al., 2019; 2020; Castro-Jiménez et al., 2019)  
15 have been reported in the area. Indeed, a recent study showed that PAEs and  
16 OPEs are transported by the Rhône River surface waters (Schmidt et al., 2020).

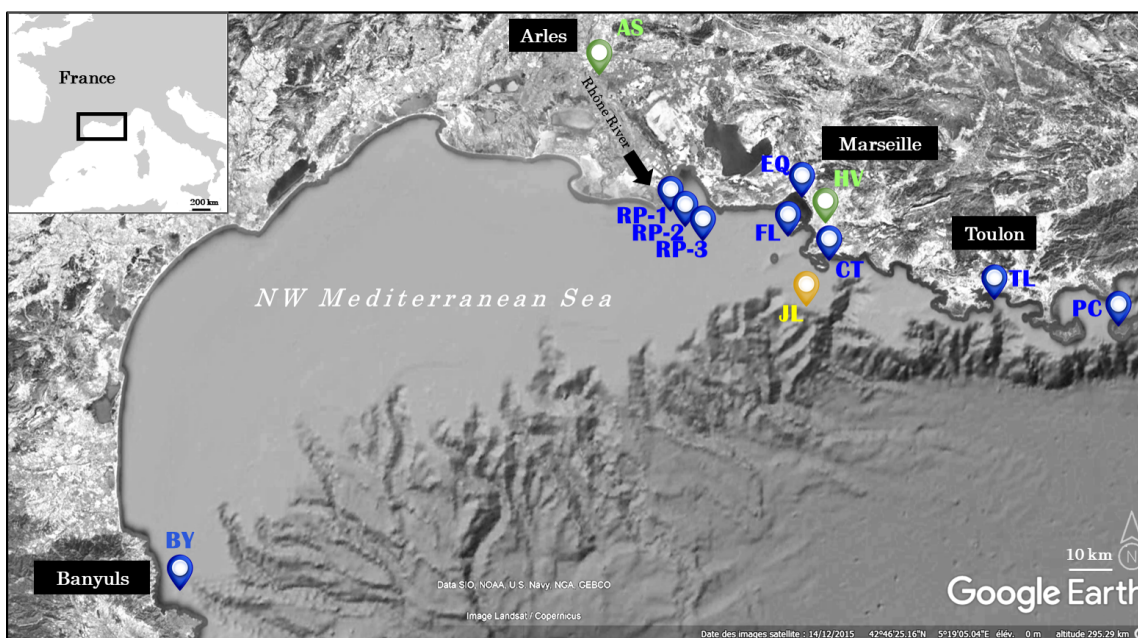
17 The main objectives are; i) to determine the environmental concentrations  
18 of PAEs and OPEs in sediments affected by different anthropogenic signatures; ii)  
19 to discuss their spatial distribution in the Gulf of Lion; iii) to explore the role of the  
20 Rhône River in delivering PAEs and OPEs associated with its sedimentary inputs  
21 in the area.

## 22 **2. Materials and methods**

## 2.1. Study Area and Sampling

Surface sediment samples (n=12) were collected on board the R/V Antedon using a stainless-steel grab sampler at various stations across the Gulf of Lion (43°32'N, 06°36'E) in the NW Mediterranean Sea from January-July 2018 (Fig. 1, Table 1). Our strategy was to select sites subject to different anthropogenic pressures: “Banyuls” (BY) and “Port-Cros” (PC) are located in marine protected areas in the NW Mediterranean. The “Toulon” site (TL) is influenced by the enclosed military and domestic port areas of the city of Toulon, whereas “Estaque” (EQ) is subject to the influence of the commercial port/harbor of the city of Marseille. “Cortiou” (CT) is near the outlet of Marseille’s sewage treatment plant, and “Frioul” (FL), while located on the short passenger ferry crossing between Marseille and the Frioul archipelago, is less exposed to Rhône River or urban discharges. Additional sites are located offshore on the continental margin (“Julio” (JL)), and in the Rhône River dilution plume (RP1-3) with increasing salinities from RP1 to RP3. Two riverine sites were also investigated, the first in the Rhône River at “Arles” station (AS) and the second in the smaller “Huveaune” (HV) River, which discharges close to the Marseille beach area. Manual sampling was performed 3-4 m from the shore at these fluvial sites using a stainless-steel bucket. The content was poured onto a pre-cleaned stainless-steel tray, the first 2-5 cm of the sediment surface was collected in a pre-cleaned glass bottle (0.5-1 kg of material) and was then stored at -20 °C. All use of plastic materials was avoided during sampling and storage.





**Fig 1.** Research area and sampling stations. **BY**: Banyuls, **AS**: Arles (Rhône River), **RP-1**: Rhône plume-1, **RP-2**: Rhône plume-2, **RP-3**: Rhône plume-3, **HV**: Huveaune River, **JL**: Julio, **TL**: Toulon, **PC**: Port-Cros, **CT**: Cortiou, **FL**: Frioul, **EQ**: Estaque (AS and HV = riverine sites, JL = offshore site, others = coastal marine sites).

**Table 1**

Positions, ID codes and dates of the stations investigated in the NW Mediterranean

Station	Sampling	Latitude	Longitude	Depth	$\Sigma$ PAEs	$\Sigma$ OPEs
ID*	Date	(N)	(E)	(m)	(ng/g DW)	(ng/g DW)
BY	02.07.18	42.48850	3.14330	27	2.4±2.5	5.7±5.3
PC	17.04.18	42.98333	6.36667	50	3.3±3.9	4.5±0.3
JL	24.01.18	43.13333	5.25000	95	29.5±23.5	14.6±4.3
FL	24.01.18	43.26667	5.30000	34	7.7±7.0	19.7±1.3

AS	21.06.18	43.68481	4.62620	1	69.0±17.4	24.9±6.0
RP-1	21.06.18	43.31667	4.85000	19	96.6±19.4	45.4±22.9
RP-2	21.06.18	43.31667	4.90000	42	61.2±1.8	40.1±13.8
RP-3	21.06.18	43.26667	4.05000	80	41.5±6.9	28.0±1.2
EQ	24.01.18	43.33333	5.30000	43	304.4±72.4	112.4±14.5
HV	06.02.18	43.26110	5.37730	1	435.4±192.9	57.1±8.6
CT	24.01.18	43.20000	5.40000	13	532.0±40.4	70.4±11.2
TL	17.04.18	43.10000	5.91667	11	766.3±136.3	227.5±154.7

\* see legend Figure 1 for site identification; S=salinity

**BY**: Banyuls, **AS**: Arles (Rhône River), **RP-1**: Rhône plume-1, **RP-2**: Rhône plume-2, **RP-3**: Rhône plume-3, **HV**: Huveaune River, **JL**: Julio, **TL**: Toulon, **PC**: Port-Cros, **CT**: Cortiou, **FL**: Frioul, **EQ**: Estaque (AS and HV = riverine sites, JL = offshore site, others = coastal marine sites).

## 2.2. Chemicals and Reagents

Dichloromethane (DCM), hexane, ethyl acetate (EtOAc), acetone, methanol, and toluene were purchased from Promochem (Picograde, LGC standard). Ultrapure water (MQ) was obtained from a Millipore (resistivity > 18.2 MΩ) Milli-Q system. Resprep activated copper granules (99.5%) were supplied by Restek (Bellefonte, PA, USA) and aluminum oxide 90 active neutral (alumina, 70-230 mesh ASTM) and sodium sulfate was purchased from Merck (Darmstadt, Germany). Labelled and native PAEs were obtained from Supelco (Bellefonte, PA, USA). Labelled OPEs were purchased from C/D/N Isotopes Inc. (Pointe-Claire, Canada) (TBP-d<sub>27</sub>, TPhP-d<sub>15</sub>, TPrP-d<sub>21</sub>) and from Cambridge Isotope

1 Laboratories, Inc. (Tewksbury, MA, USA) (TCPP-d<sub>18</sub>, TDCP-d<sub>15</sub> and TCEP-d<sub>12</sub>).  
2 Native OPEs were obtained from Dr. Ehrenstorfer GmbH (Augsburg, Germany).  
3 All details are presented in Table S2.

4

### 5 *2.3. C, N, P determinations*

6

7 Organic carbon of sediments was determined after removal of inorganic  
8 carbon by acidification with sulfuric acid (50 µl, 0.25 N) in tin sample cups. Acid  
9 additions were performed on given samples until no bubble reaction occurred, and  
10 then the samples were dried at 60°C. The organic carbon was then measured with  
11 a mass spectrometer (INTEGRA CN, Sercon) according to the method of  
12 Raimbault et al. (2008).

13

### 14 *2.4. Pretreatment and extraction*

15

16 Sediment samples were freeze-dried using a Christ Beta 2-4 LO Plus LT  
17 then sieved through a pre-cleaned stainless-steel sieve (500 µm diameter) before  
18 extraction. Sediment samples (3.000 ± 0.005 g DW) were placed into pre-cleaned  
19 glass centrifuge tubes, mixed with about 0.5-1 g of active copper, then spiked (100  
20 ng/sample) with labeled surrogate standards (TBP-d<sub>27</sub>, TCPP-d<sub>18</sub>, TDCP-d<sub>15</sub>,  
21 DnBP-d<sub>4</sub>) to monitor the overall extraction efficiency of the target compounds and  
22 left to equilibrate for about 15 min. Four replicates (i.e. separated extractions) were  
23 carried out for each sampling site. For each extraction, after the addition of 5 mL

DCM, the samples were vortexed (10-15s), sonicated without heating and centrifuged at 4000 rpm for 10 minutes. All the supernatants were then transferred to EtOAc and DCM pre-cleaned/conditioned glass columns containing  $250 \pm 2.5$  mg of Oasis MAX (Waters) sandwiched between two PTFE frits and mounted in a 12-port SPE vacuum Manifold (Supelco, Sigma-Aldrich). Each extraction batch contained two blanks. The extracts were allowed to pass through the clean-up phase by gravity. A second extraction step was performed by adding 5 mL DCM/EtOAc (50/50) prior to following the procedure indicated above. The combined extracts were evaporated to  $\sim 1$  mL under gentle flow using a 12-port Visidry Drying Attachment (Supelco, Sigma-Aldrich). An additional clean-up step was performed by passing the extracts through 1.5 g of 3% deactivated alumina packed in a pre-cleaned Pasteur pipette topped with 0.5 g of sodium sulfate. The micro-column was first conditioned by a few mL of hexane, then the 1mL extract was added to the column and allowed to pass through it by gravity. A final elution was performed with 10 mL of DCM and the new extract was evaporated as indicated above, then transferred to a GC vial and further evaporated to  $\sim 50$   $\mu$ L. Labelled OPE (TPrP-  $d_{21}$ , TCEP-  $d_{12}$ , TPhP- $d_{15}$ ) and PAE (DEP- $d_4$ , DEHP- $d_4$ ) syringe standards (used for quantification of target compounds) were added (100 ng/sample) and the extracts were preserved at  $-20$   $^{\circ}$ C until Gas Chromatography–Mass Spectrometry (GC-MS) analysis.

## 2.5. Instrumental analysis

Samples were analyzed by gas chromatography coupled with mass spectrometry (GC-MS) for nine OPEs and seven PAEs (Text S1), as well as the corresponding surrogate labeled standards (Table S2), in selected ion monitoring (SIM) and electron impact (EI, 70 eV) modes using a 30 m x 0.25 mm i.d. x 0.25  $\mu$ m HP-5MS capillary column (Agilent J&W) (Fauvelle et al., 2018).

## *2.6. Quality assurance/quality control (QA/QC)*

Strict measures were taken to prevent potential cross-contamination during OPE and PAE analysis. First, the use of plastic material was avoided at all times and all glassware was cleaned overnight with detergent, rinsed with tap water + MQ water and then baked at 450 °C for 6 h before use. Alumina and sodium sulfate were also baked overnight at 450 °C before use. Sample pre-treatment (except freeze-drying) and extraction/clean-up steps were performed entirely in an International Standards Organization (ISO) 6 cleanroom (22 °C, SAS +15 Pa cleanroom pressure, 50 vol h<sup>-1</sup> brewing rate) (Paluselli et al., 2018). Four replicates of sediment samples were extracted for each site except for CT (due to limited available material), and method blanks relating to all steps were made for each batch of extractions. The retention time and the response factors of GC-MS were evaluated for each analytical sequence by regularly injecting different calibration levels. One hexane injection was performed every 4-5 samples to check and monitor potential cross contamination along the sequence.

After correction by blanks and determination of the naturally occurring amounts of target compounds in the selected sediment (spiking experiment performed on sediment FL), recoveries ranged from  $66 \pm 3.2\%$  -  $109 \pm 4.3\%$  and  $52 \pm 15\%$  -  $131 \pm 17\%$  for native PAEs and OPEs, respectively (Table S3). In addition, all samples analyzed (n=46) were spiked with labelled surrogates, showing average recoveries varying from  $77 \pm 22\%$  for TBP-d<sub>27</sub>,  $47 \pm 18\%$  for TCP-PP-d<sub>18</sub>,  $70 \pm 13\%$  for TDCP-d<sub>15</sub> and  $97 \pm 10\%$  for DnBP-d<sub>4</sub> (Table S3). Mean blank values (n=7) varied from 0.001 to 8.62 ng depending on the compound (Table S4). For the three compounds undetected in the blanks (i.e. DMP, TiBP and TEHP), the corresponding instrumental limits of quantification (LOQ) were used. For most compounds the values in the blanks represented <17% of the values in the real samples on average. Slightly higher average contributions were observed for two OPEs (i.e. TPP and TnBP) representing between the 21-24% of values on the samples. This contribution approached the 50% for only 4 compounds (i.e. DEP, DiBP, DnBP and EHDPP) which exhibited general lower concentrations in the sediments, explaining this higher % with respect to the blanks. All results presented are blank corrected by subtracting the corresponding mean blank value. The LOQ were determined based on a signal-to-noise (S/N) ratio of  $\geq 10$  at the lowest calibration level, and varied from 0.0001 to 0.01 ng depending on the compound (Table S4).

## 2.7. Statistical analysis

Principal component analysis (PCA) was carried out to decrease the multidimensional effect of the dataset and to assess the relationships between the OPEs, PAEs and sampling sites. The PCA analyses were performed using the Statsoft/Statistica10. Statistical significance was a p-value of <0.05. LOQ values were assigned for non-detected values and/or for values which, after blank correction, reverted to non-detected.

### **3. Results and discussion**

#### *3.1. Total carbon, nitrogen and phosphorus in the sediments*

TC ranged from 1.8-12.7 %, while TOC varied between 0.3-5.4 %. Relatively high TOC values were detected at stations under the influence of the Rhône River (Table 2 and Fig. S1)., Our results show, however, that TOC values were higher in stations with high terrestrial inputs, namely TL, HV and EQ (Fig. S1). The highest N (%) values were measured at TL station, followed by those at EQ and RP stations. Our results also indicate that the N (%) level decreased from shore to offshore at the stations in the discharge area of the Rhône River. The highest organic phosphorus values were detected at TL and JL stations, and the highest inorganic phosphorus values were found at AS and EQ stations. Levels of inorganic phosphorus were found to be 2-6 times higher than levels of organic phosphorus at AS, RP (1-3) and EQ stations.

**Table 2**

TC, TOC, TON, TOP and TIP variations in Gulf of Lion sediments

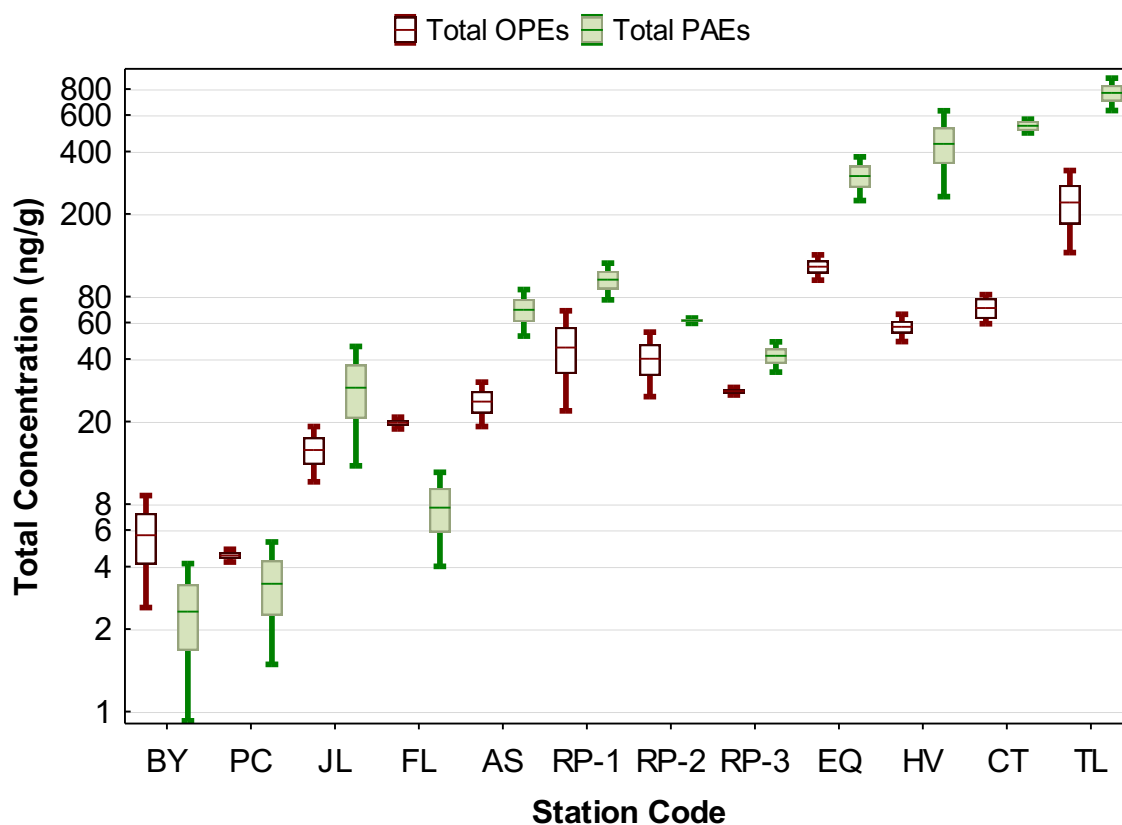
Parameters	Valid n	Mean	Minimum	Maximum	Std. Dev.
% Total Carbon	12	8.4	1.8	12.7	3.2
% Total Organic Carbon	18	1.7	0.3	5.4	1.5
% Total Nitrogen	35	0.12	0.02	0.31	0.07
% Inorganic Phosphorus	10	0.03	0.01	0.06	0.02
% Organic Phosphorus	12	0.02	0.01	0.03	0.01

### 3.2. Environmental levels and relative abundances

$\Sigma$ PAEs and  $\Sigma$ OPEs sediment concentrations in the Gulf of Lion ranged from 2 to 766 ng/g DW (av. 196 ng/g DW) and from 4 to 227 ng/g DW (av. 54 ng/g DW), respectively (Table 1, Fig. 2, Figs. S2a-S2b; Tables S5-S6).  $\Sigma$ PAE and  $\Sigma$ OPE showed higher concentrations in areas subject to substantial anthropogenic activities such as the military port of Toulon (TL), Marseille's Huveaune River mouth (HV) and the Cortiou Wastewater Treatment Plant (WWTP) discharge area (CT), as well as the harbor at Estaque (EQ), just next to Marseille (Figs. S3-S4). Lower concentrations were found in more remote areas including the Port-Cros (PC) Marine Protected Area, Banyuls Bay (BY), Frioul Island (FL) off Marseille and at the offshore Julio (JL) station (Figs. S3-S4). It should be noted that sediment concentrations of  $\Sigma$ PAE and  $\Sigma$ OPEs decreased from shore to offshore at all stations near the Rhône River mouth (RP stations), highlighting the inputs of



1 additives associated with the sedimentary material transported by this river.  
 2 Furthermore, this dilution gradient suggests the efficient dispersal of additives in  
 3 the sediments across the Rhône's discharge area.



4  
 5 **Fig. 2.**  $\Sigma$ PAEs and  $\Sigma$ OPEs in sediment samples across the Gulf of Lion in the NW  
 6 Mediterranean Sea (the Y axis is a logarithmic scale). **BY:** Banyuls, **AS:** Arles  
 7 (Rhône River), **RP-1:** Rhône plume-1, **RP-2:** Rhône plume-2, **RP-3:** Rhône  
 8 plume-3, **HV:** Huveaune River, **JL:** Julio, **TL:** Toulon, **PC:** Port-Cros, **CT:** Cortiou,  
 9 **FL:** Frioul, **EQ:** Estaque (AS and HV= rivers, JL= offshore site, others= coastal  
 10 marine sites).

Total PAE ( $\sum_6$ PAEs) concentrations (DEP, DiBP, DnBP, BBP, DCHP, and DEHP) were reported at similar levels (1.37 to 24.6 ng/g DW) in the sediments from the Bohai and Yellow Seas (Mi et al., 2019), and at slightly higher levels (17-530 ng/g DW) for the Jiulong River (Li et al. 2016). The highest concentrations (2.27  $\mu$ g/g to 74.94  $\mu$ g/g DW) were reported for the  $\sum_{16}$ PAEs concentrations of sediments from Guangzhou lakes (Zeng et al., 2008). In another study, concentrations of total PAEs of sediments from the Guanting Reservoir and the Yongding River, Beijing, China were determined at between 478 and ~2120 ng/g DW, with an average of 1137 ng/g DW (Wang et al., 2006).  $\sum$ PAE were found in the range of 654-2603 ng/g DW in Hungzhou Bay, Taizhou Bay and Wenzhou Bay sediment in East China Sea (Hu et al., 2020).  $\sum$ PAE concentrations were determined range from 462.1-15133 ng/g DW Jiaozhou Bay in China (Zhang et al., 2020). In our study, the maximum  $\sum$ PAE concentrations detected at the stations in the Gulf of Lion ranged from 2 to 766 ng/g DW. However, data comparability can be very tricky, so these comparisons must be interpreted very carefully. Factors like the differential content and type of OC in the sediment could explain part of the variability among different geographical areas. In addition, not all the studies measured the same type and number of PAEs.

We found that DEHP was generally the most abundant PAE in the study area, representing 6-98 % (av. 67) of the  $\sum$ PAEs (Fig. 3a) and being slightly less abundant at the three other sites (i.e. BY, EQ, TL) (Figs. 3a-3b and Tables S5 and S6). Indeed, the relative abundance of DnBP was greater than 50 % at TL and EQ stations, whereas at BY, DiBP represented 46 % of the sum of PAEs. The relative

1 abundance of DMP at FL and PC stations and of DEP at BY and PC stations was  
2 significantly higher ( $p < 0.05$ ) than values at other stations (Table S5, Fig. 3a).  
3 Relative abundances of BBzP, DnOP, DiBP and DEP in the more pristine stations  
4 (BY, PC, JL, FL) were higher than values detected at other stations that are more  
5 exposed to anthropogenic pressures. The relative abundance of DEHP was found  
6 to be as high as 90% and 98% in HV and CT stations, respectively: these two  
7 stations are both close to urban centers and are affected by associated pressures  
8 (Table S7). DEHP was also largely predominant (50-70%) at the stations in the  
9 Rhône River and at those in its area of influence. The relative abundance of DnBP,  
10 another dominant PAE compound, was found to be 54 % and 65 % at EQ and TL  
11 stations, respectively (Table S5, Fig. 3a). DEHP was also shown to be the most  
12 abundant PAE in the sediments of the Bohai and Yellow Seas (with maximum  
13 DEHP concentrations of 15.9 ng/g DW and 15.6 ng/g DW, respectively, Mi et al.,  
14 2019), as well as in the sediments of Taihu Lake, China (Wang et al., 2003), of the  
15 Qiantang River, China (Sun et al., 2013), and of the Pearly River, China (Liu et al.,  
16 2014) where concentrations were 10 times higher.

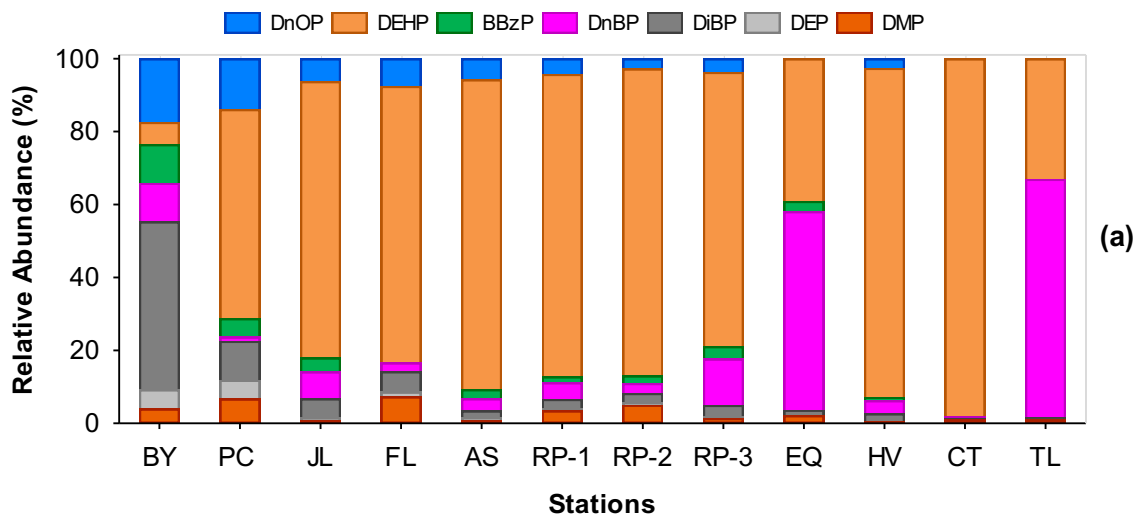
17 Concerning OPEs, total concentrations ( $\Sigma$ OPE) found in the Gulf of Lion  
18 stations were in line with or slightly higher than those reported in previous studies  
19 including Ontario, Lakes and Superior (Canada) and Michigan (USA), Lake Taihu,  
20 China (lake surface sediments (2.16-16.6 ng/g DW; Cao et al., 2012, 2017), the  
21 Evrotas River Basin, Greece (10.4 ng/g DW; Giulivo et al., 2017), the North Pacific  
22 Ocean and Arctic Ocean (0.878 ng/g DW; Ma et al., 2017), the Yellow Sea (0.411  
23 ng/g DW; Zhong et al., 2018), the coasts and rivers of Taiwan (7.38 ng/g DW;

1 Chung & Ding, 2009), and the northern part of the East Chinese Sea (12.7 ng/g  
2 DW; Liao et al., 2019). Similar or higher average OPEs concentrations were  
3 reported in sediments from Lake Shihwa (inshore;  $31.1 \pm 15.6$  ng/g DW and  
4 offshore region;  $16.6 \pm 15.7$  ng/g DW), from surrounding creeks ( $1200 \pm 1337$  ng/g  
5 DW) and from sediments sampled next to a submarine WWTP outfall ( $26.2 \pm 22.4$   
6 ng/g DW) in South Korea (Lee et al., 2018).

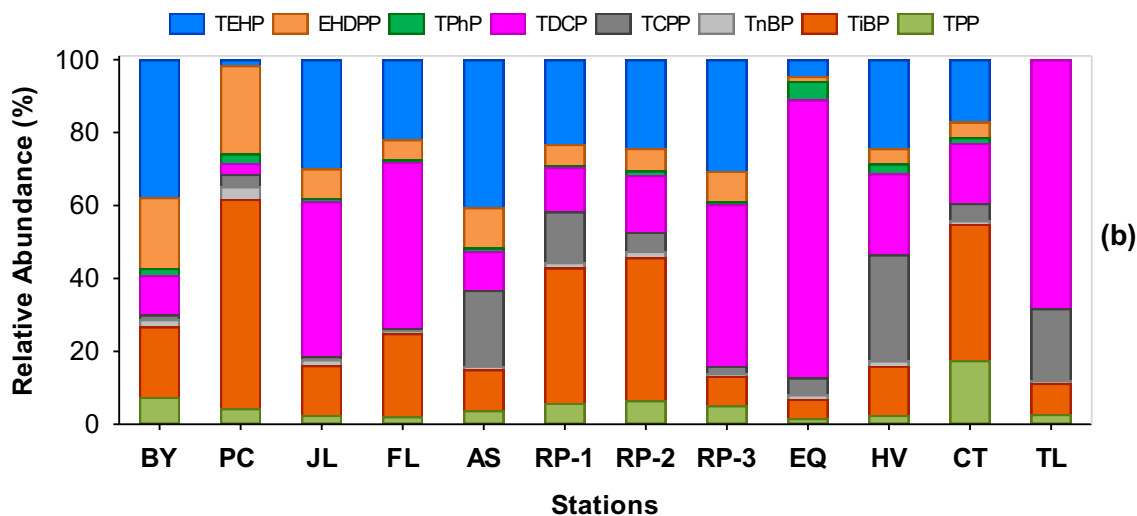
7 Our results indicate that in the studied areas, TDCP, TEHP and TiBP were  
8 the most abundant OPEs (Fig. 3b). TDCP peaked at EQ (76 %), TL (68 %) and  
9 FL (45 %) stations. The relative abundance of TCPP was 29 % at HV, 20 % at AS  
10 and 19 % at TL stations. Relative abundance of TCCP decreased from shore to  
11 offshore while TDCP increased at the stations located in the Rhône River area.  
12 We found that the relative abundance of TPP was higher at CT station than at  
13 other stations, while TiBP constituted 35-40 % of total OPEs at PC, RP1-2 and CT  
14 stations. TEHP relative abundance varied from 1.6 to 40.6 % and was present at  
15 most sites, though not at TL and PC (Table S6, Fig. 3b).

16 When all the stations are taken into consideration, TDCP stands out as the  
17 dominant OPE. However, dominant species diversity exceeded the PAE profile.  
18 The relative abundance of TCPP decreases from shore to offshore in the Rhône  
19 River and the stations the river impacts (Fig. 3b). TCEP and TiBP were found to  
20 be the most abundant OPEs in the North Pacific and the Arctic Ocean sediments  
21 (Ma et al., 2017), whereas TiBP was shown to be the most common OPE  
22 compound in sediment core samples on the northern Chinese coast (Liao et al.,  
23 2019).

1



2



3

**Fig. 3.** Relative abundance of PAEs (a) and OPEs (b) in sediments from the different stations in the Gulf of Lion in the NW Mediterranean. **BY:** Banyuls, **AS:** Arles (Rhône River), **RP-1:** Rhône plume-1, **RP-2:** Rhône plume-2, **RP-3:** Rhône plume-3, **HV:** Huveaune River, **JL:** Julio, **TL:** Toulon, **PC:** Port-Cros, **CT:** Cortiou, **FL:** Frioul, **EQ:** Estaque (AS and HV= rivers, JL= offshore site, others= coastal marine sites).

10

1

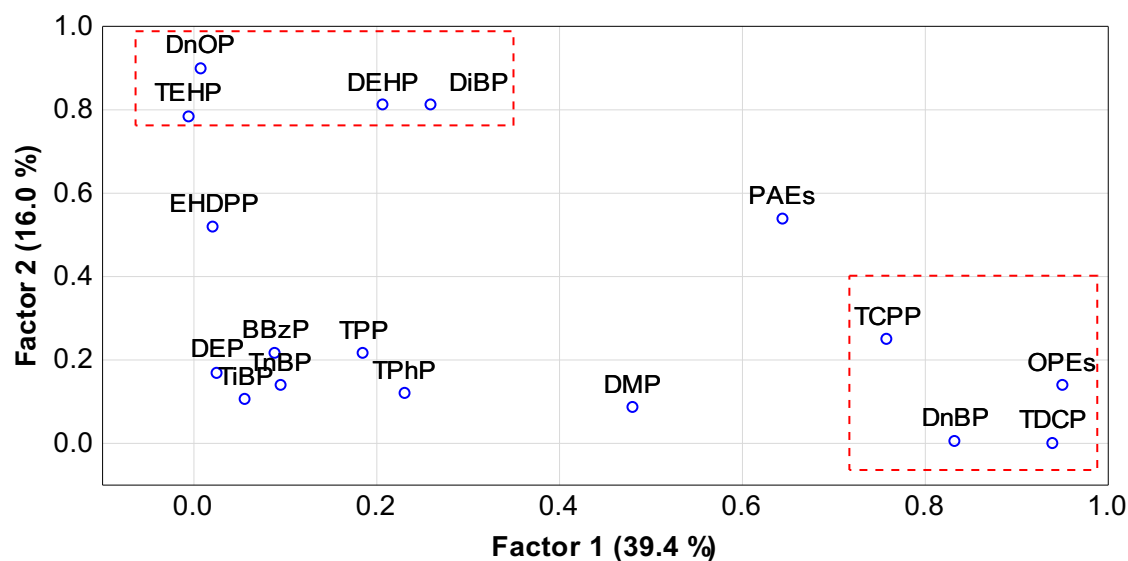
2           OPE compounds with high log  $K_{ow}$  values, such as EHDPP and TEHP, were  
3 found to be relatively high at stations with high TOC. A similar trend can be seen  
4 for high  $K_{ow}$  PAE compounds such as DEHP and DnOP. A statistically highly  
5 positive correlation ( $p < 0.05$ ) was found between TOC and the  $\Sigma$  PAEs ( $r = 0.97$ ),  
6 while a moderate positive correlation was seen between TOC and the  $\Sigma$  OPEs  
7 ( $r = 0.64$ ) concentrations. The TOC/TC ratio was roughly 45 % at HV and TL stations  
8 where we found high PAE and OPE concentrations, for example for DEHP and  
9 TDCP, which are among the most used industrial plastic additives. This ratio was  
10 between 20-30 % at BY, PC, AS, RP and EQ stations, but only 2-4 % at JL, FL  
11 and CT stations. It decreased from 27% to 17% at the RP stations from shore to  
12 offshore. Low-molecular weight PAEs (DiBP and DnBP) and OPEs (TCPP, TDCP)  
13 were positively correlated ( $p < 0.05$ ) with TOC and TON. Other high molecular  
14 weight phthalates (BBzP, DnOP and DEP) and an OPE compound, TnBP, were  
15 found to be highly correlated with inorganic phosphorus.

16           In this study we determine a wide range of pollutant ratios for the marine  
17 environment in accordance with many factors such as sediment origin (river/sea),  
18 distance from the shore, and anthropogenic pressure. The TCPP/TDCP ratio was  
19 higher in river sediments than in marine sediments. The value of DnOP/DiBP in  
20 the Rhône River decreased threefold from shore to offshore. Our results show that  
21 the TiBP/TnBP ratio was about 10 and that the TEHP/EHDPP ratio was about 3-4  
22 in sediment samples from most of the stations. The DEHP/DnBP ratio was greater  
23 than 20 at the stations close to the river mouth and exceeded 100 at CT station.

The DEHP/DiBP ratio was greater than 20 at most of the stations and exceeded 400 at CT station. The DnBP/DEHP ratio was approximately twice as high at EQ and TL stations where industrial activities are widespread.

### 3.3. Potential sources in the study area

Factor analysis was carried out using PAE and OPE concentrations in all sediment samples. Results of factor loadings with varimax rotation, eigenvalues, and communalities are presented in Tables S8 and S9. Five factors were found with eigenvalues above 1, which correspond to 85 % of the total variance. Since the contribution of factor 1 and 2 only was about 55 %, our discussion hereafter mostly focuses on these two factors (Fig. 4).



**Fig. 4.** Factor analysis score plots for OPEs and PAEs in Gulf of Lion sediments

1           The first factor, which can be defined as port-based industrial pollution,  
2 accounts for 39 % of the total variance and focuses heavily on  $\Sigma$ OPEs, TDCP,  
3 DnBP and TCPP mainly at TL station (a closed harbor/military port) and EQ station  
4 (Estaque), near Marseille's commercial port/harbor. Generally speaking, ports and  
5 harbors exert an important environmental impact due to naval construction,  
6 maintenance and repair. In addition to these activities, numerous important  
7 environmental pollution problems occur during routine operations. These include  
8 the leaching of chemicals from antifouling paints, accidental spills of hydraulic fluid  
9 or lubricant oil from operational devices, and the discharge of hazardous waste  
10 (Čulin & Bielić, 2015; Tornero & Hanke, 2016). Toulon Bay, which makes a  
11 maximum contribution to Factor 1, is a semi-enclosed bay accommodating several  
12 sources of anthropogenic pollution, notably a) harbor, urban, industrial,  
13 agricultural, and tourism activities (Pougnnet et al., 2014; Tessier et al., 2011; Duc  
14 et al., 2015) and b) the two urbanized river (Eygoutier R, Las R) outlets (Dang et  
15 al., 2018). The second major contribution to Factor 1 is Estaque (EQ) station,  
16 located next to the port of Marseille which is France's busiest oil port and most  
17 important commercial center. Indicator parameters of Factor 1 are TDCP and  
18 TCPP (OPEs with low  $K_{ow}$ ), and DnBP: all are used as flame retardants and  
19 plasticizers in industry (Andresen & Bester, 2004). Plasticizers are also used in  
20 antifouling paints at a rate of 2% due to their flexibility and durability in a wide  
21 variety of industrial and consumer products, including paints (Faÿ et al., 2019). In  
22 addition, they are also used as anti-foaming stabilizers and as additives to floor  
23 polishes, lubricants, lacquers and hydraulic fluids (Marklund et al., 2005).



1           The second factor represents 16 % of the total variance and concerns  
2 DnOP, DEHP, DiBP, and TEHP, contaminants with a high log Kow value ( $\geq 7.6$ )  
3 and HMW (except DiBP: log Kow=4.1), primarily at HV and CT stations. The  
4 Huveaune River is one of the most polluted rivers in the Mediterranean Basin  
5 (Kanzari et al., 2014) with several sources of pollution including a very high degree  
6 of urbanization as well as the presence of both heavy industry and intense  
7 agricultural activity. Marseille's Cortiou WWTP is the largest in the region (Kanzari  
8 et al., 2014). Some pollutants in Mediterranean sediments are thought to have  
9 discharged via the Huveaune River after passing untreated through the Cortiou  
10 sewage outlet discharge during episodes of high rainfall (Kanzari et al., 2014). In  
11 our study, the highest organic carbon values in sediments were found at Huveaune  
12 (HV) station. The high log K<sub>ow</sub> of DnOP, DEHP, and TEHP compounds underlines  
13 their tendency to be adsorbed on particulate matter. F2 can be explained by the  
14 interaction of PAE and OPE compounds of similar environmental sources and  
15 behavior: both are urban-based anthropogenic in origin (such as car wash  
16 detergents/ cleaning materials/ sewage) and are linked to the high particulate  
17 matter transported by the rivers.

18           Factor 3 represents 12 % of the total variance and relates to BBzP, which  
19 exhibits the highest concentrations at Estaque (EQ) and Huveaune (HV) stations.  
20 Over 90% of BBzP is used for the plasticizing of PVC or other polymers with  
21 consumer and industrial applications, such as floorings, sealants, adhesives,  
22 caulking, coatings and paints (Koch et al., 2007). Factor 3 can be therefore linked  
23 to industrial applications of this additive, which finds its way into urban effluent.

The other factors accounted for  $\leq 10$  % of the total variance and were not considered as driving factors of the occurrence of PAE and OPEs in the area.

#### **4. Conclusions**

This work represents the first study of the environmental occurrence and spatial patterns of PAEs and OPEs in sediments across the Gulf of Lion in the NW Mediterranean Sea. High levels of some PAE and OPE compounds have been detected, with DEHP and DnBP being identified as predominant PAEs and TDCP and TiBP as predominant OPEs within the study area. Our analysis of potential sources of these families of organic plastic additives points to port-based industrial activities and urban pressures as the dominant factors affecting their occurrence and environmental distribution in sediments of the Gulf of Lion. The TCPP/TDCP ratio appears as a good indicator for riverine inputs of OPEs associated to sedimentary material, exhibiting higher values in riverine rather than in marine sediments. In addition, DEHP/DnBP and DEHP/DiBP ratios may provide useful information on WWTP inputs of PAEs. Our study shows that the Rhône River inputs of these two families of organic plastic additives are not only associated to their transport via surface waters as recently reported, but also to riverine sediments, providing important data for a more accurate estimation of their global inputs by the Rhône River, which is the main freshwater source in the NW Mediterranean Sea. However, concentrations of these additives decrease from

shore to offshore at the Rhône River stations indicating an efficient dilution of the contaminants accumulated at the river mouth area

#### Acknowledgments

This study was conducted as part of the CAREMED project. NA acknowledges (The Scientific and Technological Research Council of Turkey (TUBITAK) for Fellowship (1059B191800428). We acknowledge the financial support from 'Agence de l'Eau Méditerranée et Corse (AERMC)'. The authors are grateful to the crews of the R/V *Antedon II* and SAM-M I O platform for operation at sea and sampling, as well as to Patrick Raimbault and Nicole Garcia and the PACEM-MIO technical platform for organic carbon analyses. The project leading to this publication received funding from the European FEDER Fund under project 1166-39417. The authors acknowledge the associate editor and the anonymous reviewers for improving quality of the submitted manuscript.

#### References

- Andresen, J., Bester, K., 2004. Organophosphorus flame retardants and plasticisers in surface waters. *Sci. Total Environ.* 332, 155-166. <https://doi.org/10.1016/j.scitotenv.2004.04.021>
- Barnes, D.K.A., Galgani, F., Thompson, R.C., Barlaz, M., 2009. Accumulation and fragmentation of plastic debris in global environments. *Philos. Trans. R. Soc. B Biol. Sci.* 364, 1985-1998. <https://doi.org/10.1098/rstb.2008.0205>
- Cao, D., Guo, J., Wang, Y., Li, Z., Liang, K., Corcoran, M.B., Hosseini, S., Bonina, S.M.C., Rockne, K.J., Sturchio, N.C., Giesy, J.P., 2017. Organophosphate Esters in Sediment of the Great Lakes. *Environ. Sci. Technol.* 51, 3, 1441-

1        1449.<https://doi.org/10.1021/acs.est.6b05484>

2        Cao, S., Zeng, X., Song, H., Li, H., Yu, Z., Sheng, G., Fuy, J., 2012. Levels And

3        Distributions Of Organophosphate Flame Retardants And Plasticizers In

4        Sediment From Taihu Lake, China. *Environ. Toxicol. Chem.* 31, 1478-1484.

5        <https://doi.org/10.1002/etc.1872>

6        Cao, X., 2010. Phthalate Esters in Foods : Sources, Occurrence, and Analytical

7        Methods. *Compr. Rev. Food Sci. Food Saf.* 9, 21-43.

8        Castro-Jiménez, J., Barhoumi, B., Palusselli, A., Tedetti, M., Jiménez, B. Juan

9        Muñoz, J., Wortham, H., Driss, M and Sempere, R. 2017. Atmospheric

10        occurrence, loading and exposure of particle-bound POPs at the African and

11        European edges of the western Mediterranean Sea. *Env. Sci. Technol.*,

12        2017, 51 (22), pp 13180-13189. DOI: 10.1021/acs.est.7b04614.

13        Castro-Jiménez, J., González-Fernández, D., Fornier, M., Schmidt, N., Sempéré,

14        R., 2019. Macro-litter in surface waters from the Rhone River: Plastic pollution

15        and loading to the NW Mediterranean Sea. *Mar Pollut Bull.* 146, 60-66. DOI:

16        10.1016/j.marpolbul.2019.05.067

17        Chung, H., Ding, W., 2009. Determination of organophosphate flame retardants in

18        sediments by microwave-assisted extraction and gas chromatography-mass

19        spectrometry with electron impact and chemical ionization. *Analytical and*

20        *Bioanalytical Chemistry.* 395, 2325-2334.

21        <https://doi.org/10.1007/s00216-009-3139-4>

22        Čulin, J., Bielić, T., 2015. Ship-source pollution by polychlorinated biphenyls and

23        brominated flame retardants. *Sci. J. Marit. Res.* 29, 90-94.

1 Dang, D.H., Evans, R.D., Durrieu, G., Houssainy, A. El, Mullot, J., Layglon, N.,  
2 Lenoble, V., Mounier, S., 2018. Quantitative model of Carbon and Nitrogen  
3 isotope composition to highlight sources of nutrient discharge in coastal area  
4 (Toulon Bay, NW Mediterranean Sea). *Chemosphere* 194, 543-552.

5 Duc, H.D., Joerg, S., Christophe, B., Veronique, L., Gael, D., 2015. Achimer  
6 Evidencing the Impact of Coastal Contaminated Sediments on Mussels  
7 Through Pb Stable Isotopes Composition. *Environ. Sci. Technol.* 49, 11438-  
8 11448.

9 Faÿ, F., Gouessan, M., Linossier, I., Karine, R., 2019. Additives for Efficient  
10 Biodegradable Antifouling Paints. *Int. J. Mol. Sci.* 20, 1-12.  
11 <https://doi.org/10.3390/ijms20020361>

12 Fauvelle, V., Castro-Jiménez, J., Schmidt, N., Carlez, B., Panagiotopoulos, C.,  
13 Sempéré, R., 2018. One-Single Extraction Procedure for the Simultaneous  
14 Determination of a Wide Range of Polar and Nonpolar Organic Contaminants  
15 in Seawater. *Front. Mar. Sci.* 5, 1-10.

16 Giulivo, M., Capri, E., Kalogianni, E., Milacic, R., Majone, B., Ferrari, F., Eljarrat,  
17 E., Barceló, D., 2017. Occurrence of halogenated and organophosphate flame  
18 retardants in sediment and fish samples from three European river basins.  
19 *Science of the Total Environment.* 586, 782-791

20 Guo, Y., Kannan, K., 2012. Challenges encountered in the analysis of phthalate  
21 esters in foodstuffs and other biological matrices 2539-2554.  
22 <https://doi.org/10.1007/s00216-012-5999-2>

23 He, Y., Wang, Q., He, W., Xu, F., 2019. *Science of the Total Environment The*

1 occurrence, composition and partitioning of phthalate esters (PAEs) in the  
 2 water-suspended particulate matter (SPM) system of Lake. Sci. Total Environ.  
 3 661, 285-293. <https://doi.org/10.1016/j.scitotenv.2019.01.161>

4 Hu, H., Fang, S., Zhao, M., Jin, H., 2020. Occurrence of phthalic acid esters in  
 5 sediment samples from East China Sea. Sci. Total Environ. 722.  
 6 <https://doi.org/10.1016/j.scitotenv.2020.137997>

7 Kane, I A, Kane, Ian A, Clare, M.A., Miramontes, E., Wogelius, R., Rothwell, J.J.,  
 8 Garreau, P., Pohl, F., 2020. Seafloor microplastic hotspots controlled by deep-  
 9 sea circulation. Science (80-. ). 5899, 1-11.

10 Kanzari, F., Syakti, A.D., Asia, L., Malleret, L., Piram, A., Mille, G., Doumenq, P.,  
 11 2014. Distributions and sources of persistent organic pollutants (aliphatic  
 12 hydrocarbons, PAHs, PCBs and pesticides) in surface sediments of an  
 13 industrialized urban river (Huveaune), France. Sci. Total Environ. 478, 141-  
 14 151. <https://doi.org/10.1016/j.scitotenv.2014.01.065>

15 Koch, H.M., Becker, K., Wittassek, M., Seiwert, M., 2007. Di-n-butylphthalate and  
 16 butylbenzylphthalate - urinary metabolite levels and estimated daily intakes:  
 17 pilot study for the German Environmental Survey on children. J. of Exposure  
 18 Sci. Environ. Epidemiol. 17, 378-387.  
 19 <https://doi.org/10.1038/sj.jes.7500526>

20 Lai, S., Xie, Z., Song, T., Tang, J., Zhang, Y., Mi, W., Peng, J., Zhao, Y., Zou, S.,  
 21 Ebinghaus, R., 2015. Chemosphere Occurrence and dry deposition of  
 22 organophosphate esters in atmospheric particles over the northern South  
 23 China Sea. Chemosphere 127, 195-200.

1 <https://doi.org/10.1016/j.chemosphere.2015.02.015>

2 Lee, S., Cho, H., Choi, W., Moon, H., 2018. Organophosphate flame retardants  
3 (OPFRs) in water and sediment: Occurrence, distribution, and hotspots of  
4 contamination of Lake Shihwa, Korea Ansan City Shihwa Lake. Mar. Pollut.  
5 Bull. 130, 105-112. <https://doi.org/10.1016/j.marpolbul.2018.03.009>

6 Liao, C., Kim, U., Kannan, K., 2019. Occurrence and Distribution of  
7 Organophosphate Esters in Sediment from Northern Chinese Coastal Waters.  
8 Sci. Total Environ. 135328.  
9 <https://doi.org/10.1016/j.scitotenv.2019.135328>

10 Li, R., Liang, J., Gong, Z., Zhang, N., Duan, H., 2016. Occurrence, spatial  
11 distribution, historical trend and ecological risk of phthalate esters in the  
12 Jiulong River, Southeast China. Sci. Total Environ. 580, 388-397.  
13 <https://doi.org/10.1016/j.scitotenv.2016.11.190>

14 Liu, H., Cui, K.Y., Zeng, F., Chen, L.X., Cheng, Y.T., Li, H.R., Li, S.C., Zhou, X.,  
15 Zhu, F., Ouyang, G.F., Luan, T.G., Zeng, Z.X., 2014. Occurrence and  
16 distribution of phthalate esters in riverine sediments from the Pearl River Delta  
17 region, South China. Mar. Pollut. Bull. 83, 358-365.

18 Ma, Y., Xie, Z., Lohmann, R., Mi, W., Gao, G., 2017. Organophosphate Ester  
19 Flame Retardants and Plasticizers in Ocean Sediments from the North Pacific  
20 to the Arctic Ocean. Environ. Sci. Technol. 51, 3809-3815.  
21 <https://doi.org/10.1021/acs.est.7b00755>

22 Marklund, A., Andersson, B., Haglund, P., 2005. Organophosphorus flame  
23 retardants and plasticizers in air from various indoor environments. J. Environ.

1        Monit. 7, 814-819

2        Meng, X., Wang, Y., Xiang, N., Chen, L., Liu, Z., Wu, B., Dai, X., Zhang, Y., Xie,  
3        Z., Ebinghaus, R., 2014. Science of the Total Environment Flow of sewage  
4        sludge-borne phthalate esters (PAEs) from human release to human intake :  
5        Implication for risk assessment of sludge applied to soil. Sci. Total Environ.  
6        476-477, 242-249. <https://doi.org/10.1016/j.scitotenv.2014.01.007>

7        Mermex, T., Durrieu, G.X., Madron, D., Guieu, C., Sempéré, R., Conan, P., Cossa,  
8        D., Ortenzio, F.D., Estournel, C., Gazeau, F., Rabouille, C., Stemmann, L.,  
9        Bonnet, S., Diaz, F., Koubbi, P., Radakovitch, O., Babin, M., Baklouti, M.,  
10        Bancon-montigny, C., Belviso, S., Bensoussan, N., Bonsang, B., Doxaran, D.,  
11        Dutay, J., Elbaz-poulichet, F., Eléaume, M., Eyrolles, F., Fernandez, C.,  
12        Fowler, S., Francour, P., Gaertner, J.C., Galzin, R., Gasparini, S., Ghiglione,  
13        J., Gonzalez, J., Goyet, C., Guidi, L., Guizien, K., Heimbürger, L., Jacquet,  
14        S.H.M., Jeffrey, W.H., Joux, F., Hir, P. Le, Leblanc, K., Lefèvre, D., Lejeusne,  
15        C., Lemé, R., Loÿe-Pilot, M., Mallet, M., Méjanelle, L., Mélin, F., Mellon, C.,  
16        Mérigot, B., Merle, P., Migon, C., Miller, W.L., Mortier, L., Mostajir, B.,  
17        Mousseau, L., Moutin, T., 2011. Progress in Oceanography Marine  
18        ecosystems' responses to climatic and anthropogenic forcings in the  
19        Mediterranean. Prog. Oceanogr. 91, 97-166.  
20        <https://doi.org/10.1016/j.pocean.2011.02.003>

21        Mi, L., Xie, Z., Zhao, Z., Zhong, M., Mi, W., Ebinghaus, R., Tang, J., 2019.  
22        Occurrence and spatial distribution of phthalate esters in sediments of the  
23        Bohai and Yellow Seas Science of the Total Environment Occurrence and



1 spatial distribution of phthalate esters in sediments of the Bohai and Yellow  
2 Seas. *Sci. Total Environ.* 653. <https://doi.org/10.1016/j.scitotenv.2018.10.438>  
3 Net, S., Sempéré, R., Delmont, A., Paluselli, A., Ouddane. B., 2015. Occurrence,  
4 fate and behavior and ecotoxicological state of phthalates in different  
5 environmental matrices. *Environ. Sci. Technol.* 49 (7), 4019-4035. DOI:  
6 10.1021/es505233b.

7 Paluselli, A., Fauvelle, V., Galgani, F., Sempéré, R. 2019. Phthalates release and  
8 biodegradation from plastic fragments in seawater. *Env. Sci. Technol.* 53 (1),  
9 pp 166-175 DOI: 10.1021/acs.est.8b05083

10 Paluselli, A., Fauvelle, V., Schmidt, N., Galgani, F., Net, S., Sempéré, R., 2018.  
11 Science of the Total Environment Distribution of phthalates in Marseille Bay  
12 (NW Mediterranean Sea). *Sci. Total Environ.* 621, 578-587.  
13 <https://doi.org/10.1016/j.scitotenv.2017.11.306>

14 Pan, B.O., Xing, B., 2008. Critical Review Adsorption Mechanisms of Organic  
15 Chemicals on Carbon Nanotubes. *Environ. Sci. Technol.* 2008, 42, 24, 9005–  
16 9013

17 PlasticsEurope, E. (European A. of P.R. and, 2015. Plastics-The facts 2015: An  
18 analysis of European plastics production, demand and waste data [WWW  
19 Document].

20 Pougnet, F., Schäfer, J., Dutruch, L., Garnier, C., Tessier, E., Duc, H.D.,  
21 Lanceleur, L., Mullot, J.-U., Lenoble, V., Blan, G., 2014. Sources and historical  
22 record of tin and butyl-tin species in a Mediterranean bay (Toulon Bay,  
23 France). *Environ. Sci. Pollut. Res.* 21. <https://doi.org/10.1007/s11356-014->

1        2576-6

2        Raimbault P., N. Garcia, F. Cerrutti, 2008. Distribution of inorganic and organic  
3        nutrients in the South Pacific Ocean. Evidence for long-term accumulation of  
4        organic matter in nitrogen-depleted waters. Biogeosciences, 5, 281-298  
5        <https://doi.org/10.1016/j.chemosphere.2009.12.027>

6        Bernaldo de Quirós, R., Lestido Cardama, A., Sendón, R., García Ibarra, V., 2019.  
7        Food Contamination by Packaging, Food Contamination by Packaging.  
8        <https://doi.org/10.1515/9783110648065>

9        Schechter, A., Lorber, M., Guo, Y., Wu, Q., Yun, H, S., Kannan, K., Hommel, M.,  
10        Imran, N., S, L., Cheng, D, H., Colacino, J.A., Birnbaum, L.S. 2013. Phthalate  
11        Concentrations and Dietary Exposure from Food Purchased in New York  
12        State. Environ Health Perspect. 121 (4): 473-479.

13        Schmidt, N., Castro-Jimenez, J., Fauvelle, V. Ourgaund M. and R. Sempéré. 2020.  
14        Occurrence of organic plastic additives in surface waters of the Rhône River  
15        (France). Env. Pol., Volume 257, 113637.  
16        <https://doi.org/10.1016/j.envpol.2019.113637>.

17        Schmidt, N., Fauvelle, V., Castro-Jimenez, J., Lajaunie, K., Pinazzo, C., Yohia, C.,  
18        Sempéré, R. 2019. Occurrence of perfluorinated compounds in the Bay of  
19        Marseille (NW Mediterranean Sea) and the Rhône River. Marine Pollution  
20        Bulletin, <https://doi.org/10.1016/j.marpolbul.2019.110491>.

21        Sempéré, R., Charriere, B., Cauwet, G., and F. Van-Wambeke, 2000. Carbon  
22        inputs of the Rhône River to the Mediterranean Sea: Biogeochemical  
23        implications. Global Biogeochemical Cycles, 14(2): 669-681.

1        10.1029/1999GB900069.

2        Sempéré, R., Charrière, B., Castro Jimenez, J., Kawamura, K. and C.

3        Panagiotopoulos. 2018. Flux of dicarboxylic acids and related polar

4        compounds from the Rhône River to the Mediterranean Sea. Mermex special

5        issue, Progress in Oceanogr. 2018. 163: 136-146.

6        <https://doi.org/10.1016/j.pocean.2017.07.002>.

7        Sun, J., Huang, J., Zhang, A., Liu, W., Cheng, W., 2013. Occurrence of phthalate

8        esters in sediments in Qiantang River, China and inference with urbanization

9        and river flow regime. J. Hazard. Mater. 248-249, 142-149.

10       <https://doi.org/10.1016/j.jhazmat.2012.12.057>

11       Tessier, E., Garnier, C., Mullot, J., Lenoble, V., Arnaud, M., Raynaud, M., Mounier,

12       S., 2011. Study of the spatial and historical distribution of sediment inorganic

13       contamination in the Toulon bay (France). Mar. Pollut. Bull. 62, 2075-2086.

14       <https://doi.org/10.1016/j.marpolbul.2011.07.022>

15       Tornero, V., Hanke, G., 2016. Chemical contaminants entering the marine

16       environment from sea-based sources : A review with a focus on European

17       seas. Mar. Pollut. Bull. 112, 17-38.

18       <https://doi.org/10.1016/j.marpolbul.2016.06.091>

19       van der Veen, I., de Boer, J., 2012. Phosphorus flame retardants: Properties,

20       production, environmental occurrence, toxicity and analysis. Chemosphere

21       88, 1119-1153. <https://doi.org/10.1016/j.chemosphere.2012.03.067>

22       Wang, H., Wang, C., Wu, W., Mo, Z., Wang, Z., 2003. Persistent organic pollutants

23       in water and surface sediments of Taihu Lake, China and risk assessment.

1 Chemosphere 50, 557-562.

2 Wang, X.T., Ma, L.L., Sun, Y.Z., Xu, X.B., 2006. Phthalate esters in sediments  
3 from Guanting reservoir and the Yongding River, Beijing, People's Republic  
4 of China. Bull. Environ. Contam. Toxicol. 76, 799-806.  
5 <https://doi.org/10.1007/s00128-006-0990-2>

6 Wei, G.L., Li, D.Q., Zhuo, M.N., Liao, Y.S., Xie, Z.Y., Guo, T.L., Li, J.J., Zhang,  
7 S.Y., Liang, Z.Q., 2015. Organophosphorus flame retardants and plasticizers:  
8 sources, occurrence, toxicity and human exposure. Environ. Pollut. 196, 29-  
9 46. <https://doi.org/10.1016/j.envpol.2014.09.012>.

10 Yang, J., Zhao, Y., Li, M., Du, M., Li, X., Li, Y., 2019. A Review of a Class of  
11 Emerging Contaminants: The Classification, Distribution, Intensity of  
12 Consumption, Synthesis Routes, Environmental Effects and Expectation of  
13 Pollution Abatement to Organophosphate Flame Retardants (OPFRs). Int. J.  
14 Mol. Sci. 20, 1-38. <https://doi.org/10.3390/ijms20122874>

15 Zhang, B.T., Gao, Y., Lin, C., Liu, T., Liu, X., Ma, Y., Wang, H., 2020. Spatial  
16 distribution of phthalate acid esters in sediments and its relationships with  
17 anthropogenic activities and environmental variables of the Jiaozhou Bay.  
18 Mar. Pollut. Bull. 155. <https://doi.org/10.1016/j.marpolbul.2020.111161>

19 Zeng, F., Cui, K., Xie, Z., Liu, M., Li, Y., Lin, Y., Zeng, Z., Li, F., 2008. Occurrence  
20 of phthalate esters in water and sediment of urban lakes in a subtropical city,  
21 Guangzhou, South China. Environ. Int. 34, 372-380.  
22 <https://doi.org/10.1016/j.envint.2007.09.002>

23 Zeng, X., He, L., Cao, S., Ma, S., Yu, Z., Gui, H., Sheng, G., Fu, J., 2014.

1 Occurrence and distribution of organophosphate flame retardants/plasticizers  
2 in wastewater treatment plant sludges from the Pearl River delta, China.  
3 Environ. Toxicol. Chem. 33, 1720-1725.  
4 <https://doi.org/10.1002/etc.2604>

5 Zhong, M., Wu, H., Mi, W., Li, F., Ji, C., Ebinghaus, R., Tang, J., Xie, Z., 2018.  
6 Science of the Total Environment Occurrences and distribution characteristics  
7 of organophosphate ester flame retardants and plasticizers in the sediments  
8 of the Bohai and Yellow Seas, China. Sci. Total Environ. 615, 1305-1311.  
9 <https://doi.org/10.1016/j.scitotenv.2017.09.272>

10