



HAL
open science

Benthic nutrients and oxygen fluxes at the water sediment interface in a pearl farming atoll (Ahe, Tuamotu, French Polynesia)

Christian Grenz, Martine Rodier, Claire Seceh, David Varillon, Gabriel Haumani, Christel Pinazo

► To cite this version:

Christian Grenz, Martine Rodier, Claire Seceh, David Varillon, Gabriel Haumani, et al.. Benthic nutrients and oxygen fluxes at the water sediment interface in a pearl farming atoll (Ahe, Tuamotu, French Polynesia). *Marine Pollution Bulletin*, 2021, 173, pp.112963. 10.1016/j.marpolbul.2021.112963 . hal-03360097

HAL Id: hal-03360097

<https://amu.hal.science/hal-03360097v1>

Submitted on 30 Sep 2021

HAL is a multi-disciplinary open access archive for the deposit and dissemination of scientific research documents, whether they are published or not. The documents may come from teaching and research institutions in France or abroad, or from public or private research centers.

L'archive ouverte pluridisciplinaire **HAL**, est destinée au dépôt et à la diffusion de documents scientifiques de niveau recherche, publiés ou non, émanant des établissements d'enseignement et de recherche français ou étrangers, des laboratoires publics ou privés.



Distributed under a Creative Commons Attribution - NonCommercial - NoDerivatives 4.0 International License

Marine Pollution Bulletin

Benthic nutrients and oxygen fluxes at the water sediment interface in a pearl farming atoll (Ahe, Tuamotu, French Polynesia)

--Manuscript Draft--

Manuscript Number:	MPB-D-21-00945R1
Article Type:	VSI: MANA
Keywords:	Benthic nutrient fluxes; sediment respiration; phytobenthic production; Atoll lagoon; pearl farming; French Polynesia
Corresponding Author:	Christian Grenz, PhD, HDR Aix Marseille University Marseille, FRANCE
First Author:	Christian Grenz, PhD, HDR
Order of Authors:	Christian Grenz, PhD, HDR Rodier Martine Seceh Claire Varillon David Haumani Gabriel Pinazo Christel, Assistant Professor
Abstract:	<p>Benthic exchanges of oxygen and nutrient at the sediment-water interface were investigated under light and dark conditions at 5 sites in a sub-tropical atoll. Mean oxygen fluxes were $-1316.5 \pm 242.0 \mu\text{mol m}^{-2} \text{h}^{-1}$ and mean effluxes of oxygen under light conditions were $2231.7 \pm 626.4 \mu\text{mol m}^{-2} \text{h}^{-1}$, presumably due to microphytobenthos present at the sediment-water interface. The consequences of this high related productivity was a systematic consumption of nutrients (DIN, PO_4 and Si(OH)_4) during almost all light incubations, contrasting with the effluxes of nutrients during dark incubations. Our results suggest that sediments were net autotrophic and the oxygen balance in favor of microbenthic production versus community demand. Diurnal rates of gross benthic primary productivity were high ($3423 \pm 1192 \mu\text{mol m}^{-2} \text{h}^{-1}$) which emphasize the role of microphytobenthos in maintaining the oxygen reservoir in tropical lagoons.</p>

Benthic Nutrients and oxygen fluxes at the water sediment interface in a pearl farming atoll (Ahe, Tuamotu, French Polynesia)

Grenz Christian^{a,*}, Rodier Martine^{a,b}, Seceh Claire^a, Varillon David^c, Haumani Gabriel^d, Pinazo Christel^a

^a Aix-Marseille Université, Université Toulon, CNRS/INSU, IRD, Mediterranean Institute of Oceanography MIO UM 110, Marseille, France

^b Institut de Recherche pour le Développement, UMR 241 EIO (Université de la Polynésie française, IRD, ILM, Ifremer), B.P. 6570, 98702 Faa'a, Tahiti, French Polynesia

^c Institut de Recherche pour le Développement, US 191 IMAGO, BP A5, 98848 Nouméa cedex, New-Caledonia, France

^d Direction des Ressources Marines, Antenne de Takapoto, BP 20, 98713 Papeete, French Polynesia

* Corresponding author.

Email addresses: christian.grenz@mio.osupytheas.fr (C. Grenz), martine.rodier@ird.fr (M. Rodier), claire.seceh@mio.osupytheas.fr (C. Seceh), david.varillon@ird.fr (D. Varillon), gabriel.haumani@gmail.com (G Haumani), christel.pinazo@mio.osupytheas.fr (C. Pinazo).

Keywords: Benthic nutrient fluxes, sediment respiration, phytobenthic production, Atoll lagoon, Pearl farming, French Polynesia

ABSTRACT

Benthic exchanges of oxygen and nutrient at the sediment-water interface were investigated under light and dark conditions at 5 selected sites in a sub-tropical atoll. Mean oxygen fluxes were $-1316.5 \pm 242.0 \mu\text{mol m}^{-2} \text{h}^{-1}$ and mean effluxes of oxygen under light conditions were $2231.7 \pm 626.4 \mu\text{mol m}^{-2} \text{h}^{-1}$, presumably due to microphytobenthos present at the sediment-water interface. The consequences of this high related productivity was a systematic consumption of nutrients (DIN, PO_4 and $\text{Si}(\text{OH})_4$) during almost all light incubations, contrasting with the effluxes of nutrients during dark incubations. Our results suggest that the sediments were net autotrophic and the oxygen balance in favor of microbenthic production when compared to community demand. Diurnal rates of gross benthic primary productivity were high ($3423 \pm 1192 \mu\text{mol m}^{-2} \text{h}^{-1}$) which emphasize the role of microphytobenthos in maintaining the oxygen reservoir in tropical lagoons.

1. Introduction

Sediment compartment contributes intensely to the biogeochemical cycling of organic matter through mineralization of settled particles driven by living benthic macro and microorganisms (Aller & Cochran, 2019; Middelburg et al., 1993; Middelburg, 2018). These processes have a profound effect on the local and global cycling of many elements (Burdige, 2006) especially in coastal areas due the shallowness of the water column and the high primary production compared to open ocean (Kopp et al., 2015). Benthic pelagic coupling processes play a major role in the balance between carbon preservation and

40 remineralization (Ehrnsten et al., 2019). Moreover, most of the microbial degradation and nutrient
41 recycling occurs at the sediment-water interface where benthic microbes are confined and gather
42 most valuable electron acceptors for organic matter degradation (Canfield et al., 2005). As a
43 consequence, recycled nutrients can return to surface waters via mixing processes (Caffrey et al., 2002)
44 and supply potentially the pelagic N and P demand for phytoplankton production (Grenz et al., 2003;
45 Boynton et al., 2018).

46 As the pelagic plankton represents the main portion of the black pearl oyster (*Pinctada margaritifera*)
47 diet for juveniles and adults, productivity of oyster farming depends on pelagic phytoplankton biomass.
48 Pelagic primary production was shown to be nitrogen limited in Ahe atoll (Charpy et al., 2012; Pagano
49 et al., 2017). Gaertner-Mazouni et al. (2012) estimated that benthic nitrogen fluxes could contribute
50 up to 28% of the pelagic nitrogen demand.

51 Due to the shallowness of coastal environments, benthic primary production may be significant at
52 some sites, even where only small amounts of light reach the sediment surface (Jahnke et al. 2000).
53 Microphytobenthos (MPB), a mixture of benthic unicellular algae and cyanobacteria (MacIntyre et al,
54 1996) significantly contributes to primary production, and it is responsible for more than 50% of the
55 total primary production in some shallow waters (Underwood & Kromkamp, 1999; Underwood, 2002).
56 Indeed, benthic primary production can considerably moderate the sediment–water fluxes of nutrients
57 (Sundbäck *et al.*, 1991) and compete with the macroalgal mats for the sediment nutrient pool
58 (Sundbäck and Miles, 2002). In some sub-tropical lagoons, photosynthetic oxygen production by MPB
59 enhance oxygen availability and increase oxygen penetration into the sediment favouring coupled
60 nitrification-denitrification within the sediments (An and Joye 2001).

61 Sub-tropical atoll lagoons are generally highly productive ecosystem compared to the surrounding
62 oligotrophic ocean (Harcher 1997). Their shallowness and the very high amount of light at sediment
63 surface may facilitate the microphytobenthic primary production and nutrient regeneration and
64 accentuate the asymmetric light-nutrient competition between benthic and pelagic primary producers
65 in freshwater (Jäger and Diehl, 2014) and marine (Chatterjee et al., 2013) systems.

66 The aim of this study was to quantify spatial patterns in oxygen and nutrient exchanges at the sediment
67 water interface and the role of MPB in nutrient cycling in a sub-tropical lagoon submitted to intense
68 black pearl oyster cultivation in French Polynesia.

69 **2. Materials and Methods**

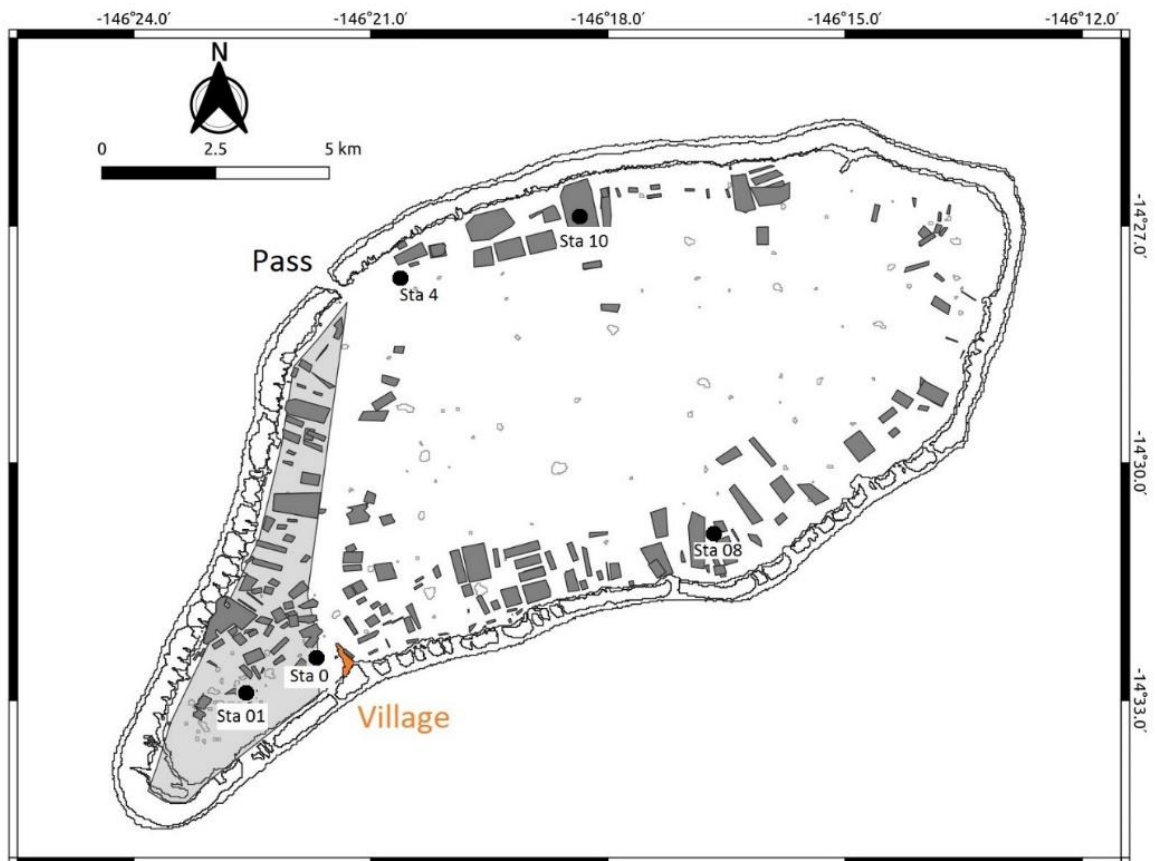
70 *2.1. Context, site description and water column sampling*

71 This work is a contribution of the MANA project which aim is to produce new knowledge and develop
72 numerical tools designed to support management decisions in the context of exploited atoll lagoons
73 affected by the impact of climate change. Ahe atoll like other lagoons of the Central Pacific Ocean is
74 dedicated to aquaculture and specifically the culture of the black lip oyster *Pinctada margaritifera* that
75 produces the prized black pearls.

76 Ahe atoll located 456 km North-East from Tahiti, is one of the 76 coral atolls of the Tuamotu
77 Archipelago (French Polynesia) and, like most of these, is characterized by an internal lagoon.
78 Measuring around 20 km in length and up to 12 km across, the lagoon covers an area of 138 km²
79 bordered by a land area of around 12 km². Like all the atolls of the region, Ahe atoll rises sharply from
80 the seabed (2700 m depth) and is connected to the open ocean by a 200 m wide pass (Tiareroa pass)
81 located on the north-western side of the atoll rim. The mean depth is around 40 m and water renewal
82 time was estimated at 252 days (Dumas et al., 2012). Ahe atoll is exposed year round to easterly trade
83 winds and tidal amplitudes are small (Andréfouët et al, 2012a) but exhibits some seasonal variations
84 (Bouvy et al., 2012; Charpy et al., 2012; Lefèbvre et al., 2012; Thomas et al., 2010). The general climate

85 is characterized by a wet and a dry season and dominant trade winds (Dutheil et al., 2020). Our
1 86 experiments took place at the beginning of the hot season during a period of moderate trade winds.

2
3 87 Five study sites (Fig. 1) were studied during a field campaign in Ahe lagoon between 27 November and
4 88 7 December 2017, chosen to reflect a range of different bathymetric (lesser than 20 m depth) and
5 89 environmental conditions related to pearl culture. At each station a CTD profiler (SBE 19+, SeaBird)
6 90 was used to record a vertical profile from surface to the bottom of temperature, salinity and PAR
7 91 (Photosynthetic Available Radiation). Bottom water samples for nutrient analyses were sampled with
8 92 a 5L Niskin bottle operated by the divers at the beginning of each incubation.



10
11 93
12
13 94
14
15 95
16
17 96
18
19 97
20
21 98
22
23 99
24
25 100
26
27 101
28
29 102
30
31 103
32
33 104
34
35 105
36
37 106
38
39 107
40
41 108
42
43 109
44
45 110 **Fig. 1.** Location of the sampling stations (black dots) in Ahe atoll (Tuamotu Archipelago) during the
46 111 field trip in Nov – Dec 2017. Concessions for oyster breeding (dark grey) and spat collection (light
47 112 grey) were redrawn from Direction des Ressources Marines (Pu Fa' Ahuta Moana). Tiareroa pass
48 113 (North) and the village (South) are shown along the atoll rim.

50 114 51 115 2.2 Sediment core sampling and analyses

52
53 116 Sediments were sampled in each station by scuba divers using 3 cores (20 cm high, diameter 3 cm) and
54 117 the upper cm of the core was analysed for water content, porosity and pigments. A first surface level
55 118 of samples was wet and dry weighted for water content. Porosity was calculated using the classical
56 119 formulation of Berner (1980):

$$POR = \frac{\frac{WW - DW}{1.035}}{\left(\frac{WW - DW}{1.036}\right) + \left(\frac{DW - FW}{2.56}\right)}$$

Where WW is the sample wet weight, DW dry weight, FW empty flask weight, and considering a water density of 1.036 (mean salinity 36.3) and a bulk density of 2.56 g cm⁻³.

Pigments were determined on a second 1 cm thick sediment sample, measured fluorometrically before and after acidification (methanol extraction) and using a Turner Design fluorometer equipped with the module No 7200-040 (Le Bouteiller et al., 1992). A third surface level (3 cm thick) was used to extract under pressure the interstitial water. Water samples were immediately poisoned by HgCl₂ (at 6g/l) and stored in an icebox and analysed while back at lab. Concentrations of nitrate and nitrite (NO_x), phosphate and silicates were determined by colorimetric methods using a segmented-flow Auto-Analyzer (AA3, SEAL corporation, Mequon, WI, USA), as described in Raimbault et al. (1990) and Aminot and K erouel (2007). The detection limits for NO_x, PO₄ and NH₄ were 0.05, 0.02, and 0.01 μmol L⁻¹ respectively.




Fig. 2. Clear and opaque benthic chambers placed on the sediment. Control chamber (bottom right).

2.3 Fluxes at the sediment water interface

Benthic primary production and respiration as well as fluxes of dissolved nutrients were measured using opaque and transparent benthic chambers. We used similar devices as Barranguet et al (1996) slightly adapted to host new equipment. Briefly, the 37 cm diameter chambers (Fig. 2) are hemispherical domes made of polymethyl methacrylate isolating a water volume of 13.3 L over a sediment area of 0.108 m². The chambers are clipped on cylindrical PVC frames equipped with an O-ring to avoid any leaking. The 10 cm high frames are inserted into the sediment depending on the toughness of the bottom. On top of the chamber, watertight housing hosts a battery powered motor and is coupled to a magnetic stir bar to homogenize the enclosed volume, preventing the formation of a gradients within the chamber (Tengberg et al., 2004). During deployment, divers control visually that no resuspension is artificially created. A diffusive oxygen probe (SDOT – NKE equipped with an Aanderaa 3835 Optode) is inserted in a lateral sampling port for dissolved Oxygen (DO) and temperature measurements. A second sampling port at the opposite position is used by divers to withdraw water sub-samples (120 ml syringe equipped with a 10 cm silicone tube) during the in situ incubations. When a sample is withdrawn, it fills up with external water that remains isolated from the incubated water, so that it avoids a pressure change inside the chamber. The port holes are sealed with stoppers between the samplings. Control chambers equipped with a round plate isolating the chamber space from the bottom are used in parallel as a “blank” correction and to separate water-

column processes from benthic fluxes. As suggested by Foster et al. (2016), between 2 and 3 observational chambers and a control chamber (clear and opaque respectively) were used during every sampling occurrence as well as recordings of ambient conditions (outside the chambers).

DO content and temperature were continuously recorded at a 1 min frequency during 4 h cycles. The oxygen concentrations in the chambers never fell below 85% (respiration) or above 125% (production) of the initial O₂ content. Nutrient sampling was performed by divers every 1 h, during the first experiment to test the linear uptake or release of nutrient from the sediments. During the following experiments, enclosed water was sampled at the beginning and the end of each 4 h-incubation period. This start-end strategy was favored in order to reduce the number of samples (Dalsgaard et al., 2000).

Fluxes at the sediment water interface were calculated by regressing the change of oxygen concentrations in the chambers against time (μmol O₂ m⁻² h⁻¹). A correction for pelagic processes was applied by subtracting the changes calculated for the control chambers. The equation used was as follows:

$$\frac{(\frac{\Delta C_1}{\Delta t} Vol_1) - (\frac{\Delta C_2}{\Delta t} Vol_2)}{Surf}$$

Where ΔC/Δt represent the uptake or release of O₂ and nutrients in the chambers (μmol L⁻¹ h⁻¹), Vol the total volume of the chambers (L¹) and Surf the area of the sediment enclosed (m²). Subscript 1 and 2 correspond to observational chambers and control chambers, respectively. The volume of the PVC base frames was added to the volume of the dome for Vol1. The volumes were corrected to take account of the space occupied by the equipment (mixing device and oxygen probes). Once the syringe retrieved on board, water samples were filtrated on GFF filters and immediately poisoned by HgCl₂ (at 6g/l) and stored in an icebox for later analysis of nutrients using an autoanalyser (same methods as for incubation samples - see above 2.2).

3. Results

3.1 Environmental settings

Our study period was characterized by a hot season during the austral winter in 2017, with only few rain events observed. Table 2 shows the main environmental conditions during the sampling period. The temperature of the water column was vertically homogenous between 28.4 and 28.9 °C (mean 28.6 ± 0.2°C) and showed a slight increase at the south-western part of the lagoon. Bottom water nutrient concentrations were low and typical of oligotrophic conditions. Oxygenation of the water masses was efficient with O₂ saturation reaching between 83 and 97 %. Light conditions at the bottom were optimal, between 17 and 42 % of the surface irradiance depending on depth and cloud cover.

Table 1

Physical and chemical features of the bottom waters measured at the five sampling sites in the Ahe lagoon. DO and PAR correspond to values measured outside the chambers and averaged over the incubation period.

Stations	T (°C)	Depth (m)	Nutrients (μmol L ⁻¹)				DO (μmol L ⁻¹)	DO % sat	PAR (%)
			NH ₄	NO _x	PO ₄	Si(OH) ₄			
L0	28.7	9	0.07	0.29	0.29	1.41	233.5	96.7	42
L1	28.9	13	0.05	0.13	0.24	1.36	206.2	85.8	17
L8	28.4	15	0.05	0.22	0.35	1.29	210.5	86.7	30
L4	28.5	18	0.03	0.33	0.35	1.68	213.9	88.1	30
L10	28.4	15	0.08	0.59	0.51	1.53	202.9	83.0	34

Sediments were characterized by fine grained white sands with a mean water content of 15.8 % and a porosity of 0.32. Nutrients in interstitial waters were high for NH_4 (between 30.6 and 85.1 $\mu\text{mol L}^{-1}$) and PO_4 (8.1 to 30.5 $\mu\text{mol L}^{-1}$) and low for NO_x (0.7 to 1.4 $\mu\text{mol L}^{-1}$). Silicates showed intermediate values (from 1.6 to 10.0 $\mu\text{mol L}^{-1}$). Sediment pigments (chlorophyll a and phaeopigments) were comparable between stations L1, L8 and L10 and higher for station L4 (Table 2).

Table 2

Sediment characteristics in the first sediment layer at sampling sites L1 to L10. Water Content (WC) in %, porosity (Porosity) dimensionless, interstitial nutrients in $\mu\text{mol L}^{-1}$, sediment chlorophyll a (SCH) and phaeopigments (SPH) in mg m^{-2} and %CH is the percentage of Chla over total pigments. Interstitial nutrient were extracted from a 0-3 cm sediment layer and 0-1 cm for the other variables.

Stations	WC	Porosity	Interstitial nutrients ($\mu\text{mol.L}^{-1}$)				SCH	SPH	%CH
			NH_4	NO_x	PO_4	Si(OH)_4			
L1	16.7	0.33	68.2	1.2	30.5	7.2	2.99	2.87	51
L8	16.5	0.33	65.1	1.4	8.1	10.0	2.79	2.66	51
L4	14.8	0.30	85.1	ND	ND	ND	11.30	5.42	67
L10	15.1	0.30	30.6	0.7	13.3	1.6	2.21	3.83	37

Station L0 samples were lost. ND: not determined.

3.2 Sediment oxygen exchanges and nutrient fluxes at the sediment-water interface

The use of dark and transparent benthic chambers allows to infer both sediment oxygen demand (SOD) and light O_2 fluxes (LOF). Results (Fig. 3) showed the variability observed between the different stations. Station 8 showed the highest rates in SOD and LOF, -1776.5 (sd 169.9) and 3303.2 (sd 534.0) $\mu\text{mol m}^{-2} \text{h}^{-1}$ respectively. Stations L4 and L10 showed similar values around -1307.2 and 1057.8 $\mu\text{mol m}^{-2} \text{h}^{-1}$ for SOD respectively, and 1934.2 and 2003.6 $\mu\text{mol m}^{-2} \text{h}^{-1}$ for LOF respectively. Stations L0 and L1 showed the lowest values of 1167.7 $\mu\text{mol m}^{-2} \text{h}^{-1}$ for mean LOF, but different values for SOD (228.9 and 1124.6 $\mu\text{mol m}^{-2} \text{h}^{-1}$). Unfortunately we got only one replicat for both clear and dark chambers at station L0. Excluding this station we calculated a mean SOD of $-1316.5 \pm 242.0 \mu\text{mol m}^{-2} \text{h}^{-1}$ and a mean LOF of $2231.7 \pm 626.4 \mu\text{mol m}^{-2} \text{h}^{-1}$.

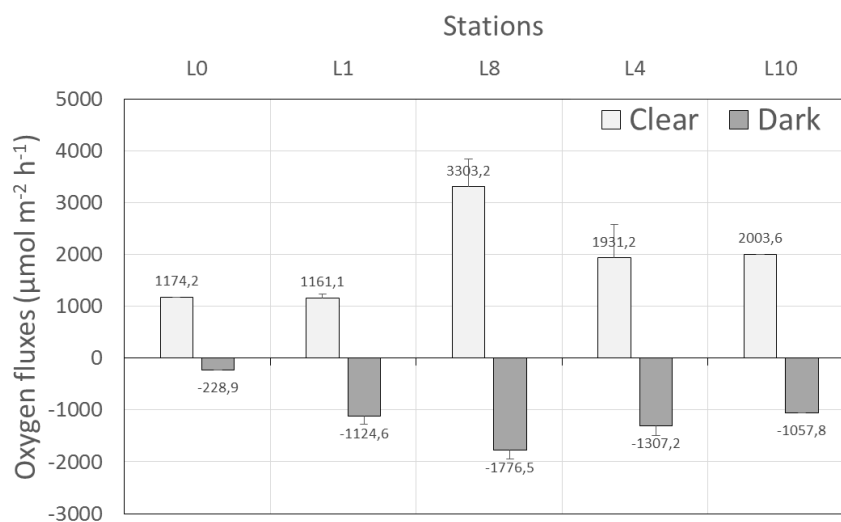


Fig. 3. Sediment oxygen fluxes measured during light (light grey) and dark (dark grey) incubations at the different stations (vertical bars indicate sd for triplicates).

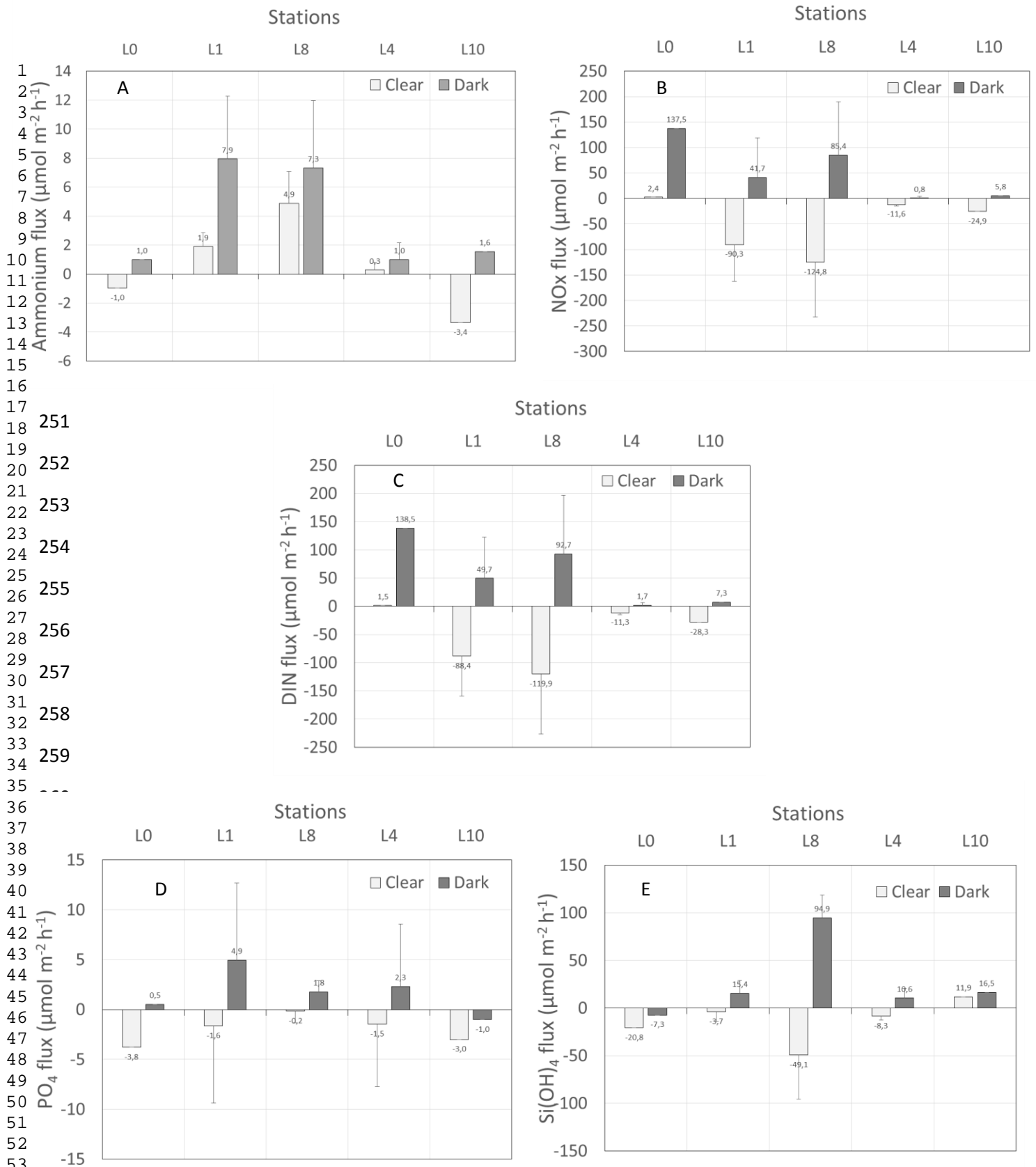


Fig. 4. Nutrient fluxes at the sediment water interface measured at 5 different stations in Ahe atoll: A) NH_4 , B) NO_x , C) $\text{DIN} = \text{NO}_x + \text{NH}_4$. D) PO_4 , E) $\text{Si}(\text{OH})_4$. Vertical bars indicate sd for triplicates

273 Nutrient fluxes showed also a large variability between replicate chambers and stations (Fig. 4).
1 274 Concerning nitrogen, dark chambers showed generally an efflux directed towards the water column.
2 275 Conversely, clear chambers showed an influx at all stations. DIN fluxes representing the sum of NH_4
3 276 and NO_x fluxes were largely driven by NO_x fluxes because these fluxes were an order of magnitude
4 277 higher than NH_4 fluxes. Highest DIN effluxes in dark chambers were recorded at stations L0, L1 and L8
5 278 (138.5 , 49.7 and $92.8 \mu\text{mol m}^{-2} \text{h}^{-1}$ respectively) whereas stations L4 and L10 showed fluxes close to
6 279 zero. Highest DIN influxes in clear chambers were recorded at L1 and L8 (-88.4 and $119.9 \mu\text{mol m}^{-2} \text{h}^{-1}$
7 280 respectively) whereas these were close to zero at L0 and slightly negative for L4 and L10 (-11.3 and $-$
8 281 $28.3 \mu\text{mol m}^{-2} \text{h}^{-1}$ respectively). It is noteworthy that the variability between replicate chambers is
9 282 elevated enabling any statistical significant comparison test.

13 283 For PO_4 fluxes (Fig. 5A), the same observations were made with a general efflux in the dark chambers
14 284 and an influx in the clear chambers. As for N-nutrients, the huge variability enables to test
15 285 statistically the difference between the stations. The range of values we found is between 0.5 and 4.9
16 286 $\mu\text{mol m}^{-2} \text{h}^{-1}$ in the dark chambers and between -0.2 and $-3.8 \mu\text{mol m}^{-2} \text{h}^{-1}$ in the clear chambers.

19 287 Finally, silicate fluxes (Fig. 5B) were positive most of the time in the dark chambers (efflux) and negative
20 288 (influx) in clear chambers. Again the inter-chamber variability was high but the general trend observed
21 289 for the dark chambers was a higher efflux of silicates at station 8 ($94.9 \mu\text{mol m}^{-2} \text{h}^{-1}$) and a lower Si flux
22 290 for all other stations (-7.3 , 15.4 , 10.6 and $16.5 \mu\text{mol m}^{-2} \text{h}^{-1}$ respectively for stations L0, L1, L4 and L10).
23 291 In the clear chambers the Si influxes were also highly variable, and showed the same trend with a
24 292 highest influx observed for station L8 ($-49.1 \mu\text{mol m}^{-2} \text{h}^{-1}$) and the lowest at the other stations (-20.8 ,
25 293 3.7 , -8.3 and $11.9 \mu\text{mol m}^{-2} \text{h}^{-1}$ respectively for stations L0, L1, L4 and L10).

31 295 4. Discussion

32 296 Ahe atoll is one of the most thoroughly studied lagoon of the Tuamotu Archipelago (Andréfouët et al.,
33 297 2012b). Nevertheless, nutrient fluxes and SOD measurements at the sediment water interface are
34 298 poorly documented in Ahe atoll. Gaertner-Mazouni et al. (2012) measured nutrient fluxes at 4 stations
35 299 in October 2010. Lacoste & Gaertner-Mazouni (2016) supplemented the data of 2010 by new ones
36 300 obtained at 3 similar stations in May 2013. To our knowledge no published data are available regarding
37 301 SOD or microphytobenthic production in this system.

41 302 Nutrient fluxes we measured in the dark chambers were in the same range of variation than those
42 303 published previously by Lacoste & Gaertner-Mazouni (2016) in the case of ammonia and slightly higher
43 304 for NO_x . In New Caledonia lagoon, Boucher and Clavier (1990) and Grenz et al. (2010) observed a
44 305 similar range of nutrient fluxes, with a prevalence of fluxes oriented towards the water column
45 306 indicating a net source of nutrients for the pelagic compartment. Through mineralization processes of
46 307 organic matter at the sediment interface, the release of dissolved nitrogen concurrently to nitrification
47 308 processes should lower the accumulation of NH_4 and raise NO_x which in turn diffused to the overlying
48 309 waters. Dunn et al. (2012) measured SOD and DIN effluxes during light and dark incubations in a
49 310 subtropical coastal lagoon (Coomababah Lake, Australia). They concluded that rates of total nitrate
50 311 reduction were relatively low, ranging from 3 to $26 \mu\text{mol N m}^{-2} \text{h}^{-1}$ and exhibited only minor seasonal
51 312 variations. Finally, they stated that dissimilatory nitrate reduction to ammonium (DNRA) was the
52 313 dominant pathway for nitrate reduction and denitrification processes seemed a less effective process
53 314 probably because of the high amount of oxygen available (Sørensen, 1978). Same conclusions were
54 315 made by Sundbäck et al. (1991) who performed a laboratory continuous-flow study with sediments
55 316 from SE Kattegat maintained at 15°C . In our case we measured lower concentrations of NO_x compared
56 317 to ammonium in the interstitial water in the sub-surface sediment layer.

Silicate and phosphate fluxes in dark were in the same order of magnitude than those found by Gaertner-Mazouni et al. (2012) for the same lagoon and as for Terminos lagoon in Mexico during the dry season (Grenz et al., 2019). Silicate release by sediments is a fast reaction possibly resulting from dissolution of biogeochemical Si from freshly deposited diatom frustules (Willey, 1978, Kamatani, 1982).

During light incubations DIN, PO₄ and silicate fluxes were oriented towards the sediment. This could be related to the photosynthetic processes of the microphytobenthos at the sediment water interface. The mean DIN/PO₄ flux ratio was estimated around 16.6 during day light which is close to the Redfield ratio(16/1) underlying a potential sink of nutrients driven by microphytobenthic production. During the dark incubation this ratio increased to 45.6 showing that the proportion of nitrogen produced by remineralization is higher than the phosphate produced. The loss of phosphate can be due to other processes like phosphorous adsorption by iron or manganese oxides (Sarrazin et al., 1988, Jensen and Thamdrup, 1993, Van Cappellen and Wang 1996) and/or reduced dissimilatory sulfate reduction (Pan et al., 2020). Conversely, an increase in the nitrogen pool, due to a reduced assimilation of N by microphytobenthos in the dark, can enhance the available N in the interstitial waters and subsequently modify the solute exchange rates between the sediment and the overlaying water column. Nevertheless firm conclusions cannot be drawn as the calculated ratios were highly variable between the individual flux measurements (Ratio confidence intervals of ± 144.8 and ± 57.0, respectively for light and dark incubations).

Table 3 Example of benthic oxygen consumptions (min max) measured in subtropical shallow aquatic systems.

Site	Latitude	O ₂ (μmol m ⁻² h ⁻¹)		Author
Shing-Mun River, Hong Kong	22°23N	1188	18988	Chen et al., 2000
Tolo Habor	22°25N	607	1653	Chau, 2002
New Caledonia lagoon	22°22N	550	1570	Grenz et al., 2003
Nichupte, Mexico	21°70N	250	12875	Valdes-Lozano et al., 2006
Goa, W Coast India	15°27N	1460	4120	Pratihary et al., 2009
Pompey Reef, Australia	21°00S	821	3400	Alongi et al., 2011
Cochin Backwater System	9°49N	995	2267	Abhilash et al., 2012
Semariang Batu River, Malaysia	1°37N	982	14803	Ling et al., 2009
Ahe lagoon	15°00N	1150	3300	This study

The sediment oxygen demand (SOD) is a good measure for total system mineralization as oxygen in sediments is utilized both directly for organic matter respiration (aerobic mineralization) and for reoxidation of reduced substances formed by anoxic mineralization (Rasmussen and Jorgensen, 1992). Our SOD values recorded in Ahe lagoon were in the range of observations made in New Caledonia lagoon (Clavier et al., 2005, Grenz et al., 2010) and other subtropical systems (Table 3). Temperature combined with organic matter influx to the sediments control benthic mineralization logically driving coastal tropical lagoons in the upper range of SOD values, as demonstrated by the maximum values reported from shallow rivers in Hong Kong and Malaysia (Chen et al. 2000, Ling et al. 2009), and from coastal lagoons near Cancun (Valdes-Lozano et al. 2006). Gaertner-Mazouni et al. (2012) measured low organic matter content in Ahe lagoon sediment, underneath oyster cultures and at a control station (around 3 %). This low values indicated that organic matter deposition produced by oyster biodeposition or natural sedimentation from the pelagic compartment is not stored in the sediment they sampled but either transported and deposited elsewhere, or metabolized by the local benthic community. The low organic content can also be related to the dilution by terrigenous particles but in

363 the case of atoll lagoons with low terrestrial inputs, this process should be restricted in space as in
1 364 Tahiti lagoon (Frouin 2000). The low range in temperature variation encountered during our
2 365 measurements precludes any temperature dependency related to our SOD estimates but the elevated
3 366 temperature of the bottom waters suggests optimal conditions for microbial-mediated benthic
4 367 degradation processes (Hicks et al., 2018).

6
7 368 Chlorophyll pigments indicated densities of live microphytobenthos while phaeopigments, the amount
8 369 of decaying microalgal material present in the sediments. We found pigment concentrations in the
9 370 upper sediment layers close to the lowest values reported for Nouméa lagoon (Garrigue, 1993) and for
10 371 Tikehau atoll, French Polynesia (Charpy and Charpy-Roubaud, 1990) but equivalent to the
11 372 concentrations measured in Terminos lagoon at stations distant from river discharge and urbanized
12 373 areas (Grenz et al., 2019). A mean ratio of 1:1 was calculated between Chla versus phaeopigments
13 374 indicating a microphytobenthos in relative healthy conditions.

16 375 Heil et al.(2004) showed for coral reef sediments that benthic microalgal biomass was strongly
17 376 correlated with oxygen production by sediments. Moreover they showed that microphytobenthos
18 377 dominated over pelagic biomass by a factor of around 100, when integrated through the water depth.
19 378 Taking the pelagic Chla measurements reported for the same cruise by Rodier et al. (2021), i.e.
20 379 between 2.3 and 5.0 mg m⁻², we found about the same biomasses in the surficial sediments, underlying
21 380 the importance of this compartment for the ecosystem.

24
25 381 Incubations in clear chambers enable to quantify the exchanges of nutrients under light conditions but
26 382 also the microphytobenthos production during the diurnal period. The net oxygen production (NOP)
27 383 was always higher than SOD suggesting that the sediments were net autotrophic and the oxygen
28 384 balance in favor of microbenthic production when compared to community demand. This has been
29 385 observed in New Caledonia lagoon by Clavier et al. (2005), but not by Dunn et al. (2012). These later
30 386 authors observed that oxygen fluxes under light or dark conditions were consistently directed towards
31 387 the sediment. In our case, light O₂ fluxes were positive and diurnal rates of gross benthic primary
32 388 productivity (ΔO_2 = difference between the light and dark O₂ fluxes) were high ($3423 \pm 1192 \mu\text{mol m}^{-2}$
33 389 h⁻¹). Our values are close to the gross productivities observed by Dunn et al. (2012) at 2 stations in
34 390 summer and autumn, but lower than the gross productivity measured by Eyre et al. (2011) in southern
35 391 Moreton Bay, Australia, especially in summer. To our knowledge, there is no data available on benthic
36 392 microalgal composition for Ahe lagoon. This lack of data should be addressed in future studies as
37 393 benthic microalgae are key components of coral reef ecosystems (Heil et al., 2004) and probably also
38 394 in atoll lagoons.

43 395 As already stated by Gaertner-Mazouni et al. (2012), the impact of oyster culture on the sediments of
44 396 Ahe lagoon is limited, due to a low sedimentation rate of organic matter underneath the spat collectors
45 397 and breeding lines. Our data on nutrient fluxes confirm the order of magnitude already published but
46 398 at a larger scale. The impact of oyster culture on sediment metabolism seems to be reduced compared
47 399 to other areas where intense shellfish aquaculture at high stocking density disturb ecological systems
50 400 (see review of Dumbauld et al., 2009), moreover in poorly flushed bays. This has some direct
51 401 implications in the management of pearl oyster farming, especially in the context of the assimilative
52 402 capacity for organic loading to the sediment and the subsequent benthic metabolism (Ferreira et al.,
53 403 2018).

55
56 404 Finally, benthic gross productivity/respiration (p/r), a measure of the balance between autotrophic
57 405 production and heterotrophic respiration in the benthic communities, were almost > 1 (between 1.2
58 406 and 1.7) underlying the net autotrophic character at the sediment-water interface and the prominent
59 407 role of the sediment compartment in the lagoon wide oxygen balance, in the tropics.

5. Conclusion

This study investigated the nutrient and oxygen fluxes at the sediment water of Ahe atoll in the Tuamotu Archipelago (French Polynesia). The use of clear and dark chambers incubated in situ allowed to quantify simultaneously sediment oxygen demand (SOD) and microphytobenthic (MPB) production as net oxygen production (NOP). Baring in mind the high variability encountered and the lack of spatial replicates, our results showed some interesting points.

NOP were consistently directed towards the water column at all sampling stations whereas SOD logically pointed to the opposite direction, with a lower rate. Gross oxygen production (GOP) may contribute to the reported high oxygen saturation rates. The ratio between GOP and SOD over 1 underlined the autotrophic state of the sediment water interface where light conditions are optimal. We observed nutrient effluxes during almost all dark incubations and a sink during light conditions due to the influence of the photosynthetic activity of MPB, reducing the availability of recycled nutrients for the pelagic demand. The relatively stable environmental conditions over the year, compared to temperate regions, enable our results to be broadened on other temporal scales and extended to similar systems. These new data on mineralization and production rates at the sediment-water interface will be used in the frame of numerical modeling as foreseen in the MANA project (MANagement of Atolls - Seceh et al., 2021).

Acknowledgments

This work was supported by ANR-16-CE32-0004 MANA (Management of Atolls) project. We are particularly grateful to the “Direction des Ressources Marines” of French Polynesia for their logistics support and particularly to Gabriel Haumani and the divers for their help during field operations. Anonymous reviewers are thanked for their helpful suggestions which improved the manuscript.

References

- Abhilash, K.R., Raveendran, T.V., Mol, V.P.L., Deepak, M.P., 2012. Sediment oxygen demand in Cochin backwaters, a tropical estuarine system in the south-west coast of India. *Marine Environmental Research* 79, 160–166.
- Aller, R.C., Cochran, J.K., 2019. The Critical Role of Bioturbation for Particle Dynamics, Priming Potential, and Organic C Remineralization in Marine Sediments: Local and Basin Scales. *Front. Earth Sci.* 7, 157. doi: 10.3389/feart.2019.00157
- Alongi, D., Trott, L., Mohl, M., 2011. Strong tidal currents and labile organic matter stimulate benthic decomposition and carbonate fluxes on the southern Great Barrier Reef shelf. *Continental Shelf Research* 31, 1384-1395.
- Aminot, A., Kérouel, R., 2007. Dosage automatique des nutriments dans les eaux marines: méthodes en flux continu (Editions Quae).
- An, S., Joye S., B., 2001. Enhancement of coupled nitrification-denitrification by benthic photosynthesis in shallow estuarine sediments. *Limnol. Oceanogr.* 46(1), 62–74.
- Andréfouët, S., Ardhuin, F., Quefeullou, P., Le Gendre, R., 2012a. Island shadow effects and the wave climate of the Western Tuamotu Archipelago (French Polynesia) inferred from altimetry and numerical model data. *Mar. Pollut. Bull.* 65, 415–424.

449 Andréfouët, S., Charpy, L., Lo-Yat, A., Lo, C., 2012b. Recent research for pearl oyster aquaculture
1 450 management in French Polynesia. *Mar. Pollut. Bull.* 65, 407–414.
2 451 <https://doi.org/10.1016/j.marpolbul.2012.06.021>.

4 452 Barranguet, C., M.R. Plante-Cuny, Alivon E., 1996. Microphytobenthos production in the Gulf of Fos,
5 453 French Mediterranean coast. *Hydrobiologia* 333, 181-193.

7 454 Berner, R.A., 1980. *Early Diagenesis – a Theoretical Approach*. Princeton University Press, Princeton,
8 455 New York.

11 456 Boucher, G., Clavier, J. 1990. Contribution of benthic biomass to overall metabolism in New
12 457 Caledonian lagoon sediments. *Marine Ecology Progress series* 64, 271-280.

14 458 Bouvy, M., Dupuy, C., Pagano, M., Barani, A., Charpy, L., 2012. Do Human Activities Affect the
15 459 Picoplankton Structure of the Ahe atoll Lagoon (Tuamotu Archipelago, French Polynesia)? *Mar.*
16 460 *Pollut. Bull.* 65, 516-524.

18 461 Boynton, W.R., Ceballos, M.A.C., Bailey, E.M., Hodgkins, C.L S., Humphrey, J.L., Testa, J.M., 2018.
19 462 Oxygen and Nutrient Exchanges at the Sediment-Water Interface: a Global Synthesis and Critique of
20 463 Estuarine and Coastal Data. *Estuaries and Coasts* 41, 301–333. [https://doi.org/10.1007/s12237-017-](https://doi.org/10.1007/s12237-017-0275-5)
21 464 [0275-5](https://doi.org/10.1007/s12237-017-0275-5)

24 465 Burdige, D., 2006. *Geochemistry of Marine Sediments*. PRINCETON; OXFORD: Princeton University
25 466 Press, 610 pp. doi:10.2307/j.ctv131bw7s

27 467 Caffrey, J. M., Harrington, N., Ward, B., 2002. Biogeochemical processes in a small California estuary.
28 468 1. Benthic fluxes and pore water constituents reflect high nutrient freshwater inputs. *Marine Ecology*
29 469 *Progress Series* 233, 39–53. doi:10.3354/meps233039

32 470 Canfield, D.E., Kristensen, E., Thamdrup, B., 2005. In: Canfield, D.E., Kristensen, E., Thamdrup, B.
33 471 (Eds.), *Aquatic Geomicrobiology*. Academic Press, 656 pp.

35 472 Charpy, L., Charpy-Roubaud, C.J., 1990. Trophic structure and productivity of the lagoonal
36 473 communities of Tikehau atoll (Tuamotu Archipelago, French Polynesia). *Hydrobiology* 207, 43–52.

38 474 Chatterjee, A., Klein, C., Naegelen, A., Claquin, P., Masson, A., Legoff, M., Amice, E., L'Helguen, S.,
39 475 Chauvaud, L., Leynaert, A., 2013. Comparative dynamics of pelagic and benthic micro-algae in a
40 476 coastal ecosystem. *Estuarine, Coastal and Shelf Science* 133, 67-77. 10.1016/j.ecss.2013.08.015.

43 477 Chau, K.W., 2002. Field measurements of SOD in a land-locked embayment in Hong Kong. *Advances*
44 478 *in Environmental Research* 6, 135-142.

46 479 Chen, G.H., Leong, I.M., Liu, J., Huang, J.C., Lo, I.M.C., Yen, B.C., 2000. Oxygen deficit determinations
47 480 for a major river in eastern Hong Kong, China. *Chemosphere* 41, 7-13.

49 481 Clavier, J., Boucher, G., Chauvaud, L., Fichez, R., Chifflet, S., 2005. Benthic response to ammonium
50 482 pulses in a tropical lagoon: Implications for coastal environmental processes. *Journal of Experimental*
51 483 *Marine Biology and Ecology*, 231-241. 10.1016/j.jembe.2004.11.004.

54 484 Dalsgaard, T., Nielsen, L.P., Brotas, V., Viaroli, P., Underwood, G.J.C., Nedwell, D.B., Sundbäck, K.,
55 485 Rysgaard, S., Miles, A., Bartoli, M., Dong, L., Thornton, D.C.O., Ottosen, L.D.M., Castaldelli, G.,
56 486 Risgaard-Petersen, N., 2000. *Protocol Handbook for NICE-Nitrogen Cycling in Estuaries: A Project*
57 487 *under the EU Research Programme: Marine Science and Technology (MAST III)*. Ministry of

488 Environment and Energy National Environmental Research Institute, Denmark© Department of Lake
1 489 and Estuarine Ecology.
2
3 490 Dumas, F., Le Gendre, R., Thomas, Y., Andréfouët, S., 2012. Tidal flushing and wind driven circulation
4 491 of Ahe atoll lagoon (Tuamotu Archipelago, French Polynesia) from in situ observations and numerical
5 492 modelling. *Mar. Pollut. Bull.* 65, 425–440.
6
7 493 Dunn, R.J.K.K., Welsh, D.T., Jordan, M., Waltham, N.J., Lemckert, C.J., Teasdale, P.R., 2012. Benthic
8 494 metabolism and nitrogen dynamics in a sub-tropical coastal lagoon: microphytobenthos stimulate
9 495 nitrification and nitrate reduction through photosynthetic oxygen evolution. *Estuar. Coast Shelf Sci.*
10 496 113, 272–282.
11
12
13 497 Dutheil, C., Andréfouët, S., Jullien, S., Le Gendre, R., Aucan, J., Menkès, C., 2020. Characterization of
14 498 south central Pacific Ocean wind regimes in present and future climate for pearl farming application.
15 499 *Marine Pollution Bulletin* 160, 111584.
16
17
18 500 Eyre, B.D., Ferguson, A.J.P., Webb, A., Maher, D., Oakes, J.M., 2011. Metabolism of different benthic
19 501 habitats and their contribution to the carbon budget of a shallow oligotrophic sub-tropical coastal
20 502 system (southern Moreton Bay, Australia). *Biogeochemistry* 102, 87–110.
21 503 <https://doi.org/10.1007/s10533-010-9424-7>.
22
23
24 504 Ferreira, J.G., Corner, R.A., Moore, H., Service, M., Bricker, S., Rheault, R., 2018. Ecological carrying
25 505 capacity for shellfish aquaculture –Sustainability of naturally occurring filter-feeders and cultivated
26 506 bivalves. *Journal of Shellfish Research* 37: 1-18.
27
28 507 Frouin, P., 2000. Effects of anthropogenic disturbances of tropical soft-bottom benthic communities.
29 508 *Marine Ecology Progress Series* 194: 39-53.
30
31
32 509 Gaertner-Mazouni, N., Lacoste, E., Bodoy, A., Peacock, L., Rodier, M., Langlade, M.-J., Orepuller, J.,
33 510 Charpy, L., 2012. Nutrient fluxes between water column and sediments: potential influence of the
34 511 pearl oyster culture. *Mar. Pollut. Bull.* 65 : 500-505. <https://doi.org/10.1016/j.marpolbul.2012.02.013>
35 512
36 513 Grenz, C., Denis, L., Boucher, G., Chauvaud, L., Clavier, J., Fichez, R., Pringault, O., 2003. Spatial
37 514 variability in sediment oxygen consumption under winter conditions in a lagoonal system in New
38 515 Caledonia (South Pacific). *Journal of Experimental Marine Biology and Ecology* 285-286, 33–47.
39
40
41 516 Heil, C.A., Chaston, K., Jones, A., Bird, P., Longstaff, B., Costanzo, S., Dennison, W.C., 2004. Benthic
42 517 microalgae in coral reef sediments of the southern Great Barrier Reef, Australia. *Coral Reefs* 23, 336–
43 518 343.
44
45 519 Hicks, N., Liu, X., Gregory, R., Kenny, J., Lucaci, A., Lenzi, L., Paterson, D.M., Duncan, K.R., 2018.
46 520 Temperature Driven Changes in Benthic Bacterial Diversity Influences Biogeochemical Cycling in
47 521 Coastal Sediments. *Frontiers in Microbiology* 9, 1730. [10.3389/fmicb.2018.01730](https://doi.org/10.3389/fmicb.2018.01730).
48
49
50 522 Holmes, R.M., Aminot, A., Kérouel, R., Hooker, B.A., Peterson, B.J., 1999. A simple and precise
51 523 method for measuring ammonium in marine and freshwater ecosystems. *Can. J. Fish. Aquat. Sci.* 56,
52 524 1801-1808.
53
54 525 Jäger, C.G., Diehl, S., 2014. Resource competition across habitat boundaries; asymmetric interactions
55 526 between benthic and pelagic producers. *Ecological Monographs* 84 (2), 287-302.
56
57
58 527 Jahnke, R. A., Nelson, J.R., Marinelli, R.L., Eckman, J.E., 2000. Benthic flux of biogenic elements on the
59 528 Southeastern US continental shelf: Influence of pore water advective transport and benthic
60 529 microalgae. *Cont. Shelf Res.* 20, 109-127.
61
62
63
64
65

- 530 Jensen, H. S., Thamdrup, B., 1993. Iron-bound phosphorus in marine sediments as measured by
1 531 bicarbonate-dithionite extraction. *Hydrobiologia* 253, 47-59.
2
- 3 532 Kamatani, A., 1982. Dissolution rates of silica from diatoms decomposing at various temperatures.
4 533 *Mar. Biol.* 68, 91–96.
5
- 6 534 Kopp, D., Lefebvre, S., Cachera, M., Villanueva, M.C., Ernande, B., 2015. Reorganization of a marine
7 535 trophic network along an inshore–offshore gradient due to stronger pelagic–benthic coupling in
8 536 coastal areas. *Prog. Oceanogr.* 130, 157–171. <https://doi.org/10.1016/j.pocean.2014.11.001>.
- 10 537 Lacoste, E., Gaertner-Mazouni, N., 2016 Nutrient regeneration in the water column and at the
11 538 sediment–water interface in pearl oyster culture (*Pinctada margaritifera*) in a deep atoll lagoon (Ahe,
12 539 French Polynesia). *Estuarine, Coastal and Shelf Science* 182, 304-309.
13 540 <https://doi.org/10.1016/j.ecss.2016.01.037>.
14
- 15 541 Le Bouteiller, A., Blanchot, J., Rodier, M., 1992. Size distribution patterns of phytoplankton in the
16 542 western Pacific: towards a generalization for the tropical open ocean. *Deep Sea Research Part A.*
17 543 *Oceanographic Research Papers* 39 (5), 805–823.
18
- 19 544 Ling, T.K., Chiat-Siew, N., Lee, N., Buda, D., 2009. Oxygen demand of the sediment from the
20 545 Semariang Batu River. *Malaysia World Applied Sciences Journal* 7(4), 440-447.
21
- 22 546 MacIntyre, H. L., Geider, R. J., Miller, D., 1996. Microphytobenthos: the ecological role of the “secret
23 547 garden” of unvegetated, shallow water marine habitats. I. Distribution, abundance and primary
24 548 production. *Estuaries* 19, 186–201. doi: 10.2307/1352224
25
- 26 549 Middelburg, J.J., Vlug, T., Jaco, F., van der Nat, W.A., 1993. Organic matter mineralization in marine
27 550 systems. *Global Planet. Change* 8 (1), 47-58.
28
- 29 551 Middelburg, J.J., 2018. Reviews and syntheses: to the bottom of carbon processing at the seafloor.
30 552 *Biogeosciences* 15, 413-427. 10.5194/bg-15-413-2018
31
- 32 553 Pan, F., Guo, Z., Cai, Y., Fu, Y., Wu, J., Wang, B., Liu, H., Gao, A., 2020. Cyclical patterns and
33 554 (im)mobilization mechanisms of phosphorus in sediments from a small creek estuary: Evidence from
34 555 in situ monthly sampling and indoor experiments. *Water Research* 171, 115479.
35 556 [10.1016/j.watres.2020.115479](https://doi.org/10.1016/j.watres.2020.115479).
36
- 37 557 Pratihary, A.K., Naqvi, S.W.A., Naik, H., Thorat, B.R., Narvenkar, G., Manjunatha, B.R., Rao, V.P., 2009.
38 558 Benthic fluxes in a tropical estuary and their role in the ecosystem. *Estuarine Coastal Shelf Science*
39 559 *85(3), 387-398*.
40
- 41 560 Raimbault, P., Slawyk, G., Coste, B., Fry, J., 1990. Feasibility of using an automated colorimetric
42 561 procedure for the determination of seawater nitrate in the 0 to 100nM range: examples from field
43 562 and culture. *Mar. Biol.* 104, 347–351.
44
- 45 563 Rasmussen, H., Jorgensen, B.B., 1992. Microelectrode studies of seasonal oxygen uptake in a coastal
46 564 sediment: role of molecular diffusion. *Mar. Ecol. Prog. Ser.* 81, 289–303.
47
- 48 565 Rodier, M., Pinazo, C., Seceh, C., Varillon, D., 2021. Pelagic stocks and carbon and nitrogen uptake in
49 566 a pearl farming atoll (Ahe, French Polynesia). *Marine Pollution Bulletin* 167, 112352.
50
- 51 567 Sarrazin, G., Charpy-Roubaud, C., Charpy, L., 1988. Early diagenesis of organic matter in the
52 568 sediments of the central basin of Tikehau lagoon-reef (Tuamotu Archipelago – French Polynesia).
53 569 *Proceedings of the 6th Int Coral Reef Symposium Vol 3: 373-378*.
54
55
56
57
58
59
60
61
62
63
64
65

570 Seceh, C., Pinazo, C, Rodier, M., Lajaunie-Salla, K., Mazoyer, C., Grenz, C., Le Gendre, R., 2021.
1 571 Biogeochemical model of nitrogen cycling in a South Pacific coral atoll with pearl farming: Ahe
2 572 (French Polynesia). *Marine Pollution Bulletin* 169, 112526.
3
4 573 Sørensen, J., 1978. Capacity for denitrification and reduction of nitrate to ammonia in a coastal
5 574 marine sediment. *Appl. Environ. Microbiol.* 35, 301–305.
6
7 575 Sundbäck, K., Enoksson, V., Granéli, W., Pettersson, K., 1991. Influence of sublittoral
8 576 microphytobenthos on the oxygen and nutrient flux between sediment and water: a laboratory
9 577 continuous-flow study. *Mar Ecol Prog Ser* 74, 262–279.
10
11 578 Sundbäck, K., Miles, A., 2002. Role of microphytobenthos and denitrification for nutrient turnover in
12 579 embayments with floating macroalgal mats: A spring situation. *Aquatic Microbial Ecology* 30, 91-101.
13 580 10.3354/ame030091.
14
15 581 Underwood, G.J.C., Kromkamp, J., 1999. Primary production by phytoplankton and
16 582 microphytobenthos in estuaries In: Nedwell DB, Raffaelli DG (eds) *Advances in ecological research*,
17 583 Vol 29. Academic Press, San Diego, CA, 93 –153.
18
19 584 Underwood, G.J.C., 2002. Adaptations of tropical marine microphytobenthic assemblages along a
20 585 gradient of light and nutrient availability in Suva Lagoon, Fiji. *Eur J Phycol* 37, 449– 462.
21
22 586 Valdes-Lozano, D.S., Chumacero, M., Real, E., 2006. Sediment oxygen consumption in a developed
23 587 coastal lagoon of the Mexican Caribbean. *Indian Journal of Marine Sciences* 35, 227–234.
24
25 588 Van Cappellen, P. and Wang, Y. 1996. Cycling of iron and manganese in surface sediments: A general
26 589 theory for the coupled transport and reaction of carbon, oxygen, nitrogen, sulfur, iron and
27 590 manganese. *American Journal of Science* 296, 197-243.
28
29 591 Willey, J. D., 1978. Release and uptake of dissolved silica in seawater by marine sediments. *Marine*
30 592 *Chemistry* 7, 53-65. [https://doi.org/10.1016/0304-4203\(78\)90042-7](https://doi.org/10.1016/0304-4203(78)90042-7).
31
32
33
34
35
36
37
38
39
40
41
42
43
44
45
46
47
48
49
50
51
52
53
54
55
56
57
58
59
60
61
62
63
64
65

Credit author statement

Grenz Christian Conceptualization, Investigation, Supervision, Writing-Original Draft

Rodier Martine : Conceptualization, Investigation, Writing-Review & Editing

Claire Seceh : Visualization, Writing-Review & Editing

Varillon David : Resources, Investigation

Haumani Gabriel : Resources, Investigation

Pinazo Christel : Conceptualization, Investigation, Writing-Review & Editing

Declaration of interests

The authors declare that they have no known competing financial interests or personal relationships that could have appeared to influence the work reported in this paper.

The authors declare the following financial interests/personal relationships which may be considered as potential competing interests: