



HAL
open science

Management of anaphylaxis due to COVID-19 vaccines in the elderly

Jean Bousquet, Ioana Agache, Hubert Blain, Marek Jutel, Maria Teresa Ventura, Margitta Worm, Stefano del Giacco, Athanasios Benetos, Beatrice Maria Bilo, Wienczyslawa Czarlewski, et al.

► To cite this version:

Jean Bousquet, Ioana Agache, Hubert Blain, Marek Jutel, Maria Teresa Ventura, et al.. Management of anaphylaxis due to COVID-19 vaccines in the elderly. *Allergy*, 2021, 76 (10), pp.2952-2964. 10.1111/all.14838 . hal-03437014

HAL Id: hal-03437014

<https://amu.hal.science/hal-03437014>

Submitted on 9 Feb 2024

HAL is a multi-disciplinary open access archive for the deposit and dissemination of scientific research documents, whether they are published or not. The documents may come from teaching and research institutions in France or abroad, or from public or private research centers.

L'archive ouverte pluridisciplinaire **HAL**, est destinée au dépôt et à la diffusion de documents scientifiques de niveau recherche, publiés ou non, émanant des établissements d'enseignement et de recherche français ou étrangers, des laboratoires publics ou privés.



Management of anaphylaxis due to COVID-19 vaccines in the elderly

Jean Bousquet^{1,2,3}  | Ioana Agache⁴  | Hubert Blain⁵ | Marek Jutel^{6,7} |
 Maria Teresa Ventura⁸ | Margitta Worm¹  | Stefano Del Giacco⁹ |
 Athanasios Benetos¹⁰ | Beatrice Maria Bilo^{11,12} | Wienczyslawa Czarlewski¹³ |
 Amir Hamzah Abdul Latiff¹⁴ | Mona Al-Ahmad^{15,16}  | Elizabeth Angier¹⁷ |
 Isabella Annesi-Maesano¹⁸  | Marina Atanaskovic-Markovic¹⁹  |
 Claus Bachert^{20,21,22,23}  | Annick Barbaud^{24,25} | Anna Bedbrook¹⁴ | Kazi S. Bennoor²⁶ |
 Elena Camelia Berghea^{27,28} | Carsten Bindslev-Jensen²⁹ | Sergio Bonini³⁰  |
 Sinthia Bosnic-Anticevich^{31,32} | Knut Brockow³³  | Luisa Brussino³⁴ |
 Paulo Camargos³⁵ | G. Walter Canonica^{36,37}  | Victoria Cardona^{38,39}  |
 Pedro Carreiro-Martins^{40,41}  | Ana Carriazo⁴² | Thomas Casale⁴³ |
 Jean-Christoph Caubet⁴⁴  | Lorenzo Cecchi⁴⁵  | Antonio Cherubini⁴⁶ |
 George Christoff⁴⁷ | Derek K. Chu⁴⁸ | Alvaro A. Cruz⁴⁹  | Dejan Dokic⁵⁰ |
 Yehia El-Gamal†⁵¹ | Motohiro Ebisawa⁵²  | Bernadette Eberlein³³ | John Farrell⁵³ |
 Montserrat Fernandez-Rivas⁵⁴ | Wytske J. Fokkens^{55,56} | Joao A. Fonseca^{57,58} |
 Yadong Gao⁵⁹ | Gaëtan Gavazzi⁶⁰ | Radoslaw Gawlik⁶¹ | Asli Gelincik⁶²  |
 Bilun Gemicioğlu⁶³ | Maia Gotua⁶⁴  | Olivier Guérin⁶⁵ | Tari Haahtela⁶⁶  |
 Karin Hoffmann-Sommergruber⁶⁷ | Hans Jürgen Hoffmann^{68,69} | Maja Hofmann¹ |
 Martin Hrubisko⁷⁰ | Maddalena Illario⁷¹ | Carla Irani⁷² | Zhanat Ispayeva⁷³ |
 Juan Carlos Ivancevich⁷⁴ | Kaja Julge⁷⁵ | Igor Kaidashev⁷⁶ | Musa Khaitov⁷⁷  |
 Edward Knol⁷⁸ | Helga Kraxner⁷⁹ | Piotr Kuna⁸⁰ | Violeta Kvedariene^{81,82} |
 Antti Lauerma⁸³ | Lan T. T. Le⁸⁴ | Vincent Le Moing⁸⁵ | Michael Levin⁸⁶  |
 Renaud Louis⁸⁷ | Olga Lourenco⁸⁸  | Vera Mahler⁸⁹ | Finbarr C. Martin⁹⁰ |
 Andrea Matucci⁹¹ | Branislava Milenkovic⁹² | Stéphanie Miot⁵ | Emma Montella⁷¹ |
 Mario Morais-Almeida⁹³  | Charlotte G. Mortz²⁹  | Joaquim Mullo^{94,95} |
 Leyla Namazova-Baranova⁹⁶ | Hugo Neffen⁹⁷ | Kristof Nekam⁹⁸ |
 Marek Niedozytko⁹⁹  | Mikaëla Odemyr¹⁰⁰ | Robyn E. O'Hehir¹⁰¹  |
 Yoshitaka Okamoto¹⁰² | Markus Ollert^{103,104} | Oscar Palomares¹⁰⁵  |
 Nikolaos G. Papadopoulos¹⁰⁶  | Petr Panzner¹⁰⁷  | Giovanni Passalacqua¹⁰⁸  |

Abbreviations: ACE inhibitors, angiotensin converting enzyme inhibitor; ABCDE, Airway, Breathing, Circulation, Disability, Exposure; ARIA, Allergic Rhinitis and its Impact on Asthma; AT-2-antagonists, Angiotensin II receptor type 2; EAACI, European Academy of Allergy and Clinical Immunology; EuGMS, European Geriatric Medicine Society; ICU, intensive care unit; IM, intramuscular; IV, Intravenous.

© 2021 EAACI and John Wiley and Sons A/S. Published by John Wiley and Sons Ltd.

Vincenzo Patella¹⁰⁹  | Mirko Petrovic¹¹⁰ | Oliver Pfaar¹¹¹  | Nhân Pham-Thi¹¹² |
 Davor Plavec^{113,114} | Todor A. Popov¹¹⁵ | Marysia T. Recto¹¹⁶ |
 Frederico S. Regateiro^{117,118,119} | Jacques Reynes⁸⁵ | Regina E. Roller-Winsberger¹²⁰ |
 Yves Rolland¹²¹ | Antonino Romano^{122,123} | Carmen Rondon^{124,125}  |
 Menachem Rottem^{126,127} | Philip W. Rouadi¹²⁸  | Nathalie Salles¹²⁹ |
 Boleslaw Samolinski¹³⁰ | Alexandra F. Santos^{131,132,133,134}  | Faradiba S Sarquis¹³⁵ |
 Joaquin Sastre¹³⁶  | Jos M. G. A. Schols¹³⁷ | Nicola Scichilone¹³⁸ | Anna Sediva¹³⁹ |
 Mohamed H. Shamji^{140,141}  | Aziz Sheikh¹⁴² | Isabel Skypala¹⁴³  |
 Sylwia Smolinska^{144,145} | Milena Sokolowska¹⁴⁶ | Bernardo Sousa-Pinto^{57,58,147} |
 Milan Sova¹⁴⁸ | Rafael Stelmach¹⁴⁹ | Gunter Sturm^{150,151} | Charlotte Suppli Ulrik¹⁵² |
 Ana Maria Todo-Bom¹⁵³  | Sanna Toppila-Salmi⁶⁶ | Ioanna Tsiligianni^{154,155}  |
 Maria Torres¹⁵⁶  | Eva Untersmayr¹⁵⁷ | Marilyn Urrutia Pereira¹⁵⁸ |
 Arunas Valiulis^{159,160}  | Joana Vitte^{161,162}  | Alessandra Vultaggio⁹¹ | Dana Wallace¹⁶³ |
 Jolanta Walusiak-Skorupa¹⁶⁴ | De-Yun Wang¹⁶⁵ | Susan Wasserman⁴⁸ |
 Arzu Yorgancioglu¹⁶⁶ | Osman M. Yusuf¹⁶⁷ | Mario Zernotti¹⁶⁸ | Mihaela Zidarn¹⁶⁹ |
 Tomas Chivato¹⁷⁰  | Cezmi A. Akdis¹⁷¹  | Torsten Zuberbier¹ | Ludger Klimek^{172,173} 

¹Department of Dermatology and Allergy, Comprehensive Allergy Center, Charité Universitätsmedizin Berlin, Humboldt-Universität zu Berlin, Berlin Institute of Health, Berlin, Germany

²University Hospital Montpellier, France

³MACVIA-France, Montpellier, France

⁴Faculty of Medicine, Transylvania University, Brasov, Romania

⁵Department of Geriatrics, Montpellier University Hospital, Montpellier, France

⁶Department of Clinical Immunology, Wrocław Medical University, Wrocław, Poland

⁷ALL-MED Medical Research Institute, Wrocław, Poland

⁸University of Bari Medical School, Unit of Geriatric Immunoallergology, Bari, Italy

⁹Department of Medical Sciences and Public Health, Unit of Allergy and Clinical Immunology, University Hospital "Dulio Casula", University of Cagliari, Cagliari, Italy

¹⁰Department of Geriatrics, CHRU de Nancy and Inserm DCAC, Université de Lorraine, Nancy, France

¹¹Allergy Unit, Department of Clinical and Molecular Sciences, Università Politecnica delle Marche, Ancona, Italy

¹²Department of Internal Medicine, University Hospital, Ospedali Riuniti di Ancona, Ancona, Italy

¹³Medical Consulting Czarlewski, Levallois, France

¹⁴Department of Pediatrics, Allergy & Immunology Centre, Pantai Hospital, Universiti Putra Malaysia Teaching Hospital, Kuala Lumpur, Malaysia

¹⁵Microbiology Department, Faculty of Medicine, Kuwait University, Kuwait City, Kuwait

¹⁶Department of Allergy, Al-Rashed Allergy Center, Kuwait City, Kuwait

¹⁷Primary Care and Population Sciences, University of Southampton, Southampton, UK

¹⁸Institut Desbrest d'Epidémiologie et Santé Publique (IDESP), INSERM et Université de Montpellier, Montpellier, France

¹⁹Faculty of Medicine, University Children's Hospital, University of Belgrade, Belgrade, Serbia

²⁰Upper Airways Research Laboratory, ENT Department, Ghent University Hospital, Ghent, Belgium

²¹International Airway Research Center, Sun Yat-sen University, First Affiliated Hospital Guangzhou, China

²²Division of ENT Diseases, CLINTEC, Karolinska Institutet, Stockholm, Sweden

²³Department of ENT Diseases, Karolinska University Hospital, Stockholm, Sweden

²⁴Division of Service de Dermatologie et Allergologie, Hôpital Tenon, Paris, France

²⁵Division of Equipe PEPITES, Sorbonne Université, Institut Pierre Louis d'Epidémiologie et de Santé Publique, Paris, France

²⁶Department of Respiratory Medicine, National Institute of Diseases of the Chest and Hospital, Dhaka, Bangladesh

²⁷Allergology and Clinical Immunology, Carol Davila University of Medicine and Pharmacy, Bucharest, Romania

²⁸Clinical Emergency Hospital for Children MS Curie, Bucharest, Romania

²⁹Department of Dermatology and Allergy Centre, Odense University Hospital, Odense Research Center for Anaphylaxis (ORCA), Odense, Denmark

- ³⁰Institute of Translational Pharmacology, Italian National Research Council, Rome, Italy
- ³¹Woolcock Institute of Medical Research, University of Sydney, Glebe, NSW, Australia
- ³²Woolcock Emphysema Centre, Sydney Local Health District, Glebe, NSW, Australia
- ³³Department of Dermatology and Allergy Biederstein, School of Medicine, Technical University of Munich, Munich, Germany
- ³⁴Department of Medical Sciences, Allergy and Clinical Immunology Unit, University of Torino & Mauriziano Hospital, Torino, Italy
- ³⁵Department of Pediatrics, Medical School, Federal University of Minas Gerais, Belo Horizonte, Brazil
- ³⁶Department of Biomedical Sciences, Humanitas University, Milan, Italy
- ³⁷IRCCS Humanitas Research Hospital, Personalized Medicine, Asthma and Allergy, Milan, Italy
- ³⁸Allergy Section, Department of Internal Medicine, Hospital Vall d'Hebron, Barcelona, Spain
- ³⁹ARADyAL Research Network, Barcelona, Spain
- ⁴⁰Serviço de Imunoalergologia, Hospital de Dona Estefânia, Centro Hospitalar de Lisboa Central, Lisbon, Portugal
- ⁴¹Faculdade de Ciências Médicas (FCM), CEDOC, Universidade Nova de Lisboa, Lisbon, Portugal
- ⁴²Regional Ministry of Health of Andalusia, Seville, Spain
- ⁴³Division of Allergy/Immunology, University of South Florida, Tampa, FL, USA
- ⁴⁴Pediatric Allergy Unit, Department of Child and Adolescent, Geneva University Hospital, Geneva, Switzerland
- ⁴⁵SOS Allergology and Clinical Immunology, USL Toscana Centro, Prato, Italy
- ⁴⁶Geriatría, Accettazione Geriátrica e Centro di Ricerca per l'invecchiamento, IRCCS INRCA, Ancona, Italy
- ⁴⁷Faculty of Public Health, Medical University, Sofia, Bulgaria
- ⁴⁸Department of Medicine and Health Research Methods, Evidence & Impact, McMaster University, Hamilton, ON, Canada
- ⁴⁹Fundação ProAR, Federal University of Bahia and GARD/WHO Planning Group, Salvador, BA, Brazil
- ⁵⁰Medical Faculty, University Clinic of Pulmology and Allergy, Skopje, Republic of Macedonia
- ⁵¹Pediatric Allergy and Immunology Unit, Children's Hospital, Ain Shams University, Cairo, Egypt
- ⁵²Clinical Research Center for Allergy and Rheumatology, NHO Sagamiara National Hospital, Sagamiara, Japan
- ⁵³LANUA International Healthcare Consultancy, Down, UK
- ⁵⁴Allergy Department Hospital Clínico San Carlos, UCM, IdiSSC, Madrid, Spain
- ⁵⁵Department of Otorhinolaryngology, Academic Medical Centers, AMC, Amsterdam, The Netherlands
- ⁵⁶EUFORÉA, Brussels, Belgium
- ⁵⁷Faculdade de Medicina, CINTESIS, Center for Health Technology and Services Research, Universidade do Porto, Porto, Portugal
- ⁵⁸Allergy Unit, CUF Porto, Porto, Portugal
- ⁵⁹Department of Allergology, Zhongnan Hospital of Wuhan University, Wuhan, China
- ⁶⁰Service Gériatrie Clinique, Centre Hospitalo-Universitaire Grenoble-Alpes, GREPI (TIMC-IMAG, CNRS 5525, Université Grenoble-Alpes, Grenoble, France
- ⁶¹Department of Internal Medicine, Allergy and Clin Immunology, Silesian University of Medicine, Katowice, Poland
- ⁶²Division of Immunology and Allergic Diseases, Department of Internal Medicine, Istanbul Faculty of Medicine, Istanbul University, Istanbul, Turkey
- ⁶³Department of Pulmonary Diseases, Istanbul University-Cerrahpasa, Cerrahpasa Faculty of Medicine, Istanbul, Turkey
- ⁶⁴Center of Allergy and Immunology, Georgian Association of Allergology and Clinical Immunology, Tbilisi, Georgia
- ⁶⁵Service de Gériatrie, CHRU, Nice, France
- ⁶⁶Skin and Allergy Hospital, Helsinki University Hospital, University of Helsinki University, Helsinki, Finland
- ⁶⁷Institute of Pathophysiology and Allergy Research, Center of Pathophysiology, Infectiology and Immunology, Medical University of Vienna, Vienna, Austria
- ⁶⁸Department of Respiratory Diseases and Allergy, Aarhus University Hospital, Aarhus, Denmark
- ⁶⁹Institute of Clinical Medicine, Aarhus University, Aarhus, Denmark
- ⁷⁰Department of Clinical Immunology and Allergy, Oncology Institute of St Elisabeth, Bratislava, Slovakia
- ⁷¹Department of Public Health and Research and Development Unit, Federico II University & Hospital, Naples, Italy
- ⁷²Department of Internal Medicine and Infectious Diseases, St Joseph University, Hotel Dieu de France Hospital, Beirut, Lebanon
- ⁷³President of Kazakhstan Association of Allergology and Clinical Immunology, Department of Allergology and Clinical Immunology, Kazakh National Medical University, Almaty, Kazakhstan
- ⁷⁴Servicio de Alergia e Immunologia, Clinica Santa Isabel, Buenos Aires, Argentina
- ⁷⁵Tartu University Institute of Clinical Medicine, Children's Clinic, Tartu, Estonia
- ⁷⁶Ukrainina Medical Stomatological Academy, Poltava, Ukraine
- ⁷⁷National Research Center, Institute of Immunology, Federal Medicobiological Agency, Laboratory of Molecular Immunology, Moscow, Russia
- ⁷⁸Departments of Immunology and Dermatology/Allergology, University Medical Center, Utrecht, The Netherlands
- ⁷⁹Department of Otorhinolaryngology, Head and Neck Surgery, Semmelweis University, Budapest, Hungary
- ⁸⁰Division of Internal Medicine, Asthma and Allergy, Barlicki University Hospital, Medical University of Lodz, Lodz, Poland
- ⁸¹Institute of Biomedical Sciences, Department of Pathology, Faculty of Medicine, Vilnius University, Vilnius, Lithuania

- ⁸²Institute of Clinical Medicine, Clinic of Chest Diseases and Allergology, Faculty of Medicine, Vilnius University, Vilnius, Lithuania
- ⁸³Department of Dermatology and Allergology, University of Helsinki and Helsinki University, Helsinki, Finland
- ⁸⁴University of Medicine and Pharmacy, Hochiminh City, Vietnam
- ⁸⁵Department of Infectiology, Montpellier University Hospital, Montpellier, France
- ⁸⁶Division Paediatric Allergology, University of Cape Town, Cape Town, South Africa
- ⁸⁷Department of Pulmonary Medicine, CHU Sart-Tilman, GIGA I3 Research Group, Liege, Belgium
- ⁸⁸Faculty of Health Sciences, CICS – UBI, Health Sciences Research Centre, University of Beira Interior, Covilhã, Portugal
- ⁸⁹Paul-Ehrlich-Institut, Langen, Germany
- ⁹⁰Emeritus Geriatrician and Professor of Medical Gerontology Population Health Sciences I, King's College London, London, UK
- ⁹¹Immunoallergology Unit, Careggi University Hospital, Florence, Italy
- ⁹²Clinic for Pulmonary Diseases, Clinical Center of Serbia, Faculty of Medicine, University of Belgrade, Serbian Association for Asthma and COPD, Belgrade, Serbia
- ⁹³Allergy Center, CUF Descobertas Hospital, Lisbon, Portugal
- ⁹⁴Rhinology Unit & Smell Clinic, ENT Department, Hospital Clínic, Barcelona, Spain
- ⁹⁵Clinical & Experimental Respiratory Immunoallergy, IDIBAPS, CIBERES, University of Barcelona, Barcelona, Spain
- ⁹⁶Pediatrics and Child Health Research Institute, Central Clinical Hospital of the Russian Academy of Sciences, Russian National Research Medical University, Moscow, Russia
- ⁹⁷Director of Center of Allergy, Immunology and Respiratory Diseases, Santa Fe, Argentina
- ⁹⁸Hospital of the Hospitaller Brothers in Buda, Budapest, Hungary
- ⁹⁹Department of Allergology, Medical University of Gdańsk, Gdańsk, Poland
- ¹⁰⁰EFA European Federation of Allergy and Airways Diseases Patients' Associations, Brussels, Belgium
- ¹⁰¹Department of Allergy, Immunology and Respiratory Medicine, Central Clinical School, Monash University, Alfred Health, Melbourne, Vic., Australia
- ¹⁰²Department of Otorhinolaryngology, Chiba University Hospital, Chiba, Japan
- ¹⁰³Department of Infection and Immunity, Luxembourg Institute of Health, Esch-sur-Alzette, Luxembourg
- ¹⁰⁴Department of Dermatology and Allergy Center, Odense Research Center for Anaphylaxis, Odense University Hospital, University of Southern Denmark, Odense, Denmark
- ¹⁰⁵Department of Biochemistry and Molecular Biology, School of Chemistry, Complutense University of Madrid, Madrid, Spain
- ¹⁰⁶Allergy Department, 2nd Pediatric Clinic, Athens General Children's Hospital "P&A Kyriakou", University of Athens, Athens, Greece
- ¹⁰⁷Department of Immunology and Allergology, Faculty of Medicine and Faculty Hospital in Pilsen, Charles University in Prague, Pilsen, Czech Republic
- ¹⁰⁸Allergy and Respiratory Diseases, Ospedale Policlinico San Martino -University of Genoa, Genoa, Italy
- ¹⁰⁹Division of Allergy and Clinical Immunology, Department of Medicine, Agency of Health ASL Salerno, "Santa Maria della Speranza" Hospital, Salerno, Italy
- ¹¹⁰Department of Internal Medicine and Paediatrics, Section of Geriatrics, Faculty of Medicine and Health Sciences, Ghent University, Ghent, Belgium
- ¹¹¹Department of Otorhinolaryngology, Head and Neck Surgery, Section of Rhinology and Allergy, University Hospital Marburg, Philipps-Universität Marburg, Marburg, Germany
- ¹¹²Ecole polytechnique Palaiseau, IRBA (Institut de Recherche bio-Médicale des Armées), Bretigny, France
- ¹¹³Children's Hospital Srebrnjak, Zagreb, Croatia
- ¹¹⁴School of Medicine, University J.J. Strossmayer, Osijek, Croatia
- ¹¹⁵University Hospital, Sv Ivan Rilski, Sofia, Bulgaria
- ¹¹⁶Asian Hospital and Medical Center, Manila, Philippines
- ¹¹⁷Allergy and Clinical Immunology Unit, Centro Hospitalar e Universitário de Coimbra, Coimbra, Portugal
- ¹¹⁸Institute of Immunology, Faculty of Medicine, University of Coimbra, Coimbra, Portugal
- ¹¹⁹Faculty of Medicine, ICBR - Coimbra Institute for Clinical and Biomedical Research, CIBB, University of Coimbra, Coimbra, Portugal
- ¹²⁰Medical University of Graz, Graz, Austria
- ¹²¹Gérontopôle de Toulouse, INSERM 1027, Toulouse, France
- ¹²²Oasi Research Institute-IRCCS, Troina, Italy
- ¹²³Fondazione Mediterranea GB Morgagni, Catania, Italy
- ¹²⁴Allergy Unit, Hospital Regional Universitario de Malaga, Malaga, Spain
- ¹²⁵Allergy Research Group, Instituto de Investigación Biomedica de Malaga-IBIMA and ARADyAL, Malaga, Spain
- ¹²⁶Division of Allergy Asthma and Clinical Immunology, Emek Medical Center, Afula, Israel
- ¹²⁷Rappaport Faculty of Medicine, Technion-Israel Institute of Technology, Haifa, Israel
- ¹²⁸Department of Otolaryngology-Head and Neck Surgery, Eye and Ear University Hospital, Beirut, Lebanon
- ¹²⁹Société Française de Gériatrie et Gériatologie, Paris, France
- ¹³⁰Department of Prevention of Environmental Hazards, Allergology & Immunology, Medical University of Warsaw, Warsaw, Poland

- ¹³¹Department of Women and Children's Health (Paediatric Allergy), School of Life Course Sciences, Faculty of Life Sciences and Medicine, King's College London, London, UK
- ¹³²Peter Gorer Department of Immunobiology, School of Immunology and Microbial Sciences, Faculty of Life Sciences and Medicine, King's College London, London, UK
- ¹³³Children's Allergy Service, Evelina London Children's Hospital Guy's and St Thomas, Hospital, London, UK
- ¹³⁴Asthma UK Centre for Allergic Mechanisms in Asthma, London, UK
- ¹³⁵Asthma Reference Center, School of Medicine of Santa Casa de Misericórdia of Vitória, Espírito Santo, Brazil
- ¹³⁶Faculty of Medicine, Fundacion Jimenez Diaz, CIBERES, Autonoma University of Madrid, Madrid, Spain
- ¹³⁷Department of Health Services Research, Department of Family Medicine Caphri - Care and Public Health Research Institute, Maastricht University, Maastricht, NL, USA
- ¹³⁸PROMISE Department, University of Palermo, Palermo, Italy
- ¹³⁹Department of Immunology, Second Faculty of Medicine, Charles University and Motol University Hospital, Prague, Czech Republic
- ¹⁴⁰Immunomodulation and Tolerance Group, Imperial College London, London, UK
- ¹⁴¹Allergy and Clinical Immunology, Imperial College London, London, UK
- ¹⁴²Usher Institute, The University of Edinburgh, Edinburgh, UK
- ¹⁴³Royal Brompton and Harefield NHS Foundation Trust, London, UK
- ¹⁴⁴Department of Clinical Immunology, Wroclaw Medical University, Wroclaw, Poland
- ¹⁴⁵ALL-MED" Medical Research Institute, Wroclaw, Poland
- ¹⁴⁶Christine Kühne - Center for Allergy Research and Education, CK-CARE, Davos, Switzerland
- ¹⁴⁷MEDCIDS - Department of Community Medicine, Information and Health Decision Sciences, Faculty of Medicine, University of Porto, Porto, Portugal
- ¹⁴⁸Department of Respiratory Medicine, University Hospital Olomouc, Olomouc, Czech Republic
- ¹⁴⁹Pulmonary Division, Heart Institute (InCor, Hospital da Clinicas da Faculdade de Medicina da Universidade de Sao Paulo, Sao Paulo, Brazil
- ¹⁵⁰Department of Dermatology and Venerology, Medical University of Graz, Graz, Austria
- ¹⁵¹Austria Outpatient Allergy Clinic Reumannplatz, Vienna, Austria
- ¹⁵²Department of Respiratory Medicine, Copenhagen University Hospital-Hvidovre, Institute of Clinical Medicine, University of Copenhagen, Copenhagen, Denmark
- ¹⁵³Imunoalergologia, Centro Hospitalar Universitário de Coimbra and Faculty of Medicine, University of Coimbra, Coimbra, Portugal
- ¹⁵⁴Health Planning Unit, Department of Social Medicine, Faculty of Medicine, University of Crete, Crete, Greece
- ¹⁵⁵International Primary Care Respiratory Group IPCRG, Aberdeen, UK
- ¹⁵⁶Allergy Unit, Málaga Regional University Hospital-IBIMA, Málaga, Spain
- ¹⁵⁷Institute of Pathophysiology and Allergy Research, Center of Pathophysiology, Infectiology and Immunology, Medical University of Vienna, Vienna, Austria
- ¹⁵⁸Federal University of Pampa, Uruguiana, Brazil
- ¹⁵⁹Faculty of Medicine, Vilnius University, Institute of Clinical Medicine & Institute of Health Sciences, Vilnius, Lithuania
- ¹⁶⁰European Academy of Paediatrics (EAP/UEMS-SP, Brussels, Belgium
- ¹⁶¹Aix-Marseille University, IRD, APHM, MEPHI, Marseille, France
- ¹⁶²IHU Méditerranée Infection, Marseille and IDESP, INSERM, University of Montpellier, Montpellier, France
- ¹⁶³Nova Southeastern University, Fort Lauderdale, FL, USA
- ¹⁶⁴Department of Occupational Diseases and Environmental Health, Nofer Institute of Occupational Medicine, Lodz, Poland
- ¹⁶⁵Department of Otolaryngology, Yong Loo Lin School of Medicine, National University of Singapore, Singapore, Singapore
- ¹⁶⁶Department of Pulmonary Diseases, Faculty of Medicine, Celal Bayar University, Manisa, Turkey
- ¹⁶⁷The Allergy and Asthma Institute, Islamabad, Pakistan
- ¹⁶⁸Universidad Católica de Córdoba, Universidad Nacional de Villa Maria, Villa Maria, Argentina
- ¹⁶⁹University Clinic of Respiratory and Allergic Diseases, Golnik, Slovenia
- ¹⁷⁰School of Medicine, University CEU San Pablo, Madrid, Spain
- ¹⁷¹Swiss Institute of Allergy and Asthma Research (SIAF), University of Zurich, Davos, Switzerland
- ¹⁷²Department of Otolaryngology, Head and Neck Surgery, Universitätsmedizin Mainz, Mainz, Germany
- ¹⁷³Center for Rhinology and Allergology, Wiesbaden, Germany

Correspondence

Jean Bousquet, 273 avenue d'Occitanie,
34090 Montpellier, France.
Email: jean.bousquet@orange.fr

Funding information

ARIA, Grant/Award Number: N/A

Abstract

Older adults, especially men and/or those with diabetes, hypertension, and/or obesity, are prone to severe COVID-19. In some countries, older adults, particularly those residing in nursing homes, have been prioritized to receive COVID-19 vaccines due to high risk of death. In very rare instances, the COVID-19 vaccines can induce anaphylaxis, and the management of anaphylaxis in older people should be considered carefully. An ARIA-EAACI-EuGMS (Allergic Rhinitis and its Impact on Asthma, European Academy of Allergy and Clinical Immunology, and European Geriatric Medicine Society) Working Group has proposed some recommendations for older adults receiving the COVID-19 vaccines. Anaphylaxis to COVID-19 vaccines is extremely rare (from 1 per 100,000 to 5 per million injections). Symptoms are similar in younger and older adults but they tend to be more severe in the older patients. Adrenaline is the mainstay treatment and should be readily available. A flowchart is proposed to manage anaphylaxis in the older patients.

KEYWORDS

adrenaline, anaphylaxis, COVID-19 vaccines, older (adults/people)

1 | INTRODUCTION

Older adults (over 65 years of age),^{1,2} especially men and/or those with diabetes,³ hypertension,⁴ and/or obesity,⁵ are prone to severe COVID-19. Older men have more severe COVID-19 infections than women of the same age.⁶⁻⁹ Frailty is a risk factor for mortality from COVID-19.^{10,11} The population residing in nursing homes generally includes subjects who are both old and suffering from multimorbidity. Residential context increases social contacts in the same setting. A large number of COVID-19-related deaths have been reported in nursing homes,¹²⁻¹⁶ and recommendations to control COVID-19 in these settings have been issued.¹⁶⁻¹⁸ Discharge from hospitals to nursing homes also puts residents at risk.

In some countries, older adults, particularly those residing in nursing homes, have been prioritized to receive COVID-19 vaccines due to high risk of death.

There are several peculiarities of the immune response to COVID-19 vaccines in older people. For example, vaccine-induced local and systemic reactogenicity—such as pain, fatigue, headache, or fever—was generally lower in older recipients of mRNA-based COVID-19 vaccine than in younger ones during the clinical trial phases.

However, in very rare instances, COVID-19 vaccines can induce anaphylaxis.¹⁹⁻²¹ Anaphylaxis in older people is not uncommon and is often more severe than in younger adults.²² Vaccinations are known to cause anaphylaxis, although very rarely.^{23,24} The benefit of the vaccination clearly outweighs the risk of severe anaphylaxis reaction to the COVID-19 vaccines, even in older people suffering from severe allergic diseases.

The staff responsible for vaccinating in nursing homes may come from different educational backgrounds and include primary care staff or geriatricians who may not have had much experience in the

management of anaphylaxis. Potential rapid evaluation and differential diagnosis of symptoms are therefore important. Moreover, in many countries, the equipment is insufficient in nursing homes (eg, lack of emergency medication, no possibility to provide IV therapy or infusion).

An ARIA-EAACI-EuGMS (Allergic Rhinitis and its Impact on Asthma, European Academy of Allergy and Clinical Immunology, European Geriatric Medicine Society) Working Group has proposed some recommendations for older adults receiving the COVID-19 vaccines.

2 | ANAPHYLAXIS TO COVID-19 VACCINES

Several adverse reactions are reported for the COVID-19 vaccines. They are classified into very common ($\geq 1/10$), common ($\geq 1/100$ to $< 1/10$), uncommon ($\geq 1/1000$ to $< 1/100$), rare ($\geq 1/10,000$ to $< 1/1000$), very rare ($< 1/10,000$), and not known (cannot be estimated from the available data). Currently, due to lack of sufficient confirmed data, anaphylaxis/hypersensitivity is included under the “not known” category.

Following the approval of the COVID-19 vaccine BNT162b2 (Pfizer-BioNTech), several severe anaphylaxis cases occurred within the first few days of public vaccination.^{19,21} A first analysis of the data reported in the Vaccine Adverse Events Reporting System (VAERS, <https://vaers.hhs.gov>) of the United States showed an incidence of 11.1 cases of anaphylaxis per million doses of the COVID-19 vaccine BNT162b2. The VAERS report of 18 January 2021 reports a rate of 5 anaphylaxis cases per million doses administered for the BNT162b2 and 2.8 per million for the Moderna vaccine.²⁵ Polyethylene glycol (PEG) contained in PEGylated excipients has been proposed to be an

allergenic component of the vaccines.²⁶ The median age of patients with anaphylaxis was 40 years (range =27–60 years), and 90% of the reported cases occurred in women.²⁷ Allergic reactions often, but not always, occurred in people with a previous history of severe allergic reactions, many of them carrying an adrenaline (epinephrine) auto-injector. Moreover, during the clinical trial phases, vaccine-induced local and systemic reactogenicity, such as pain, fatigue, headache, or fever, was generally lower in older recipients of the mRNA-based COVID-19 vaccine than in younger ones. Similar reactions occurred with the Moderna vaccine albeit at a lower frequency (around 2.5 per million), but possibly more severe.²⁸

The COVID-19 vaccines will be administered to billions of individuals worldwide and there are raised concerns that severe adverse reactions—requiring continuous alertness and careful management—might sometimes occur. With the current information, the European Academy of Allergy and Clinical Immunology (EAACI) stated its position for preliminary recommendations that are to be revised as soon as more data emerge.^{21,27,29}

3 | SYMPTOMS OF ANAPHYLAXIS IN OLDER PEOPLE

The European Anaphylaxis Registry includes data from 1,123 patients over 65 years of age with anaphylactic reactions. These data are provided by tertiary referral centers specialized in allergology and/or dermatology in Austria, Bulgaria, France, Germany, Italy, Poland, Spain, and Switzerland.³⁰ In the registry, anaphylactic symptoms were similar in younger adults and older people, but their frequency differed: cardiovascular symptoms occurred more frequently in older people (80% compared to 75% in adults). This confirmed previous observations that in patients presenting with anaphylaxis at the Emergency Department, an age of 65 or older was associated with an increased likelihood of cardiovascular symptoms.³¹ A major cardiovascular symptom was loss of consciousness (33%), while dizziness and tachycardia were more prevalent in younger adults. Cardiac arrest occurred in 3% of older persons and in 2% of younger adults. The skin was the most frequently involved organ system. Urticaria and angioedema are two clinical manifestations of anaphylaxis and usually appear before other symptoms. The severity of anaphylactic reactions in older patients without skin symptoms was increased in comparison to younger adults. Gastrointestinal symptoms occurred in a similar proportion in both groups. The respiratory system, especially dyspnea, was less frequently affected in older persons (63% compared to 70% in younger adults). However, cyanosis, syncope, and dizziness are highly predictive of shock development in older people. Severe anaphylactic reactions, including grade III (47%) and grade IV (4%) of the anaphylaxis Ring and Messmer classification,³² were more prevalent in people aged 65+.

This registry indicates that symptoms are similar in younger/middle-aged adults and older people but that they are more severe in the older age group (Figure 1). Adrenaline was administered in 30% of older patients. Hospitalization was required in 60%, and

19% of older patients were treated in an intensive care unit (ICU). Significantly more older people as compared to younger and middle-aged adults with grade II and III anaphylaxis needed hospitalization and ICU care³² (Figure 1 and Table 1). Considering different triggers of anaphylaxis, higher age has been consistently associated with increased rates of fatal drug anaphylaxis. This may be related to an increased prevalence of drug allergy following an increased drug exposure, and/or to an increased underlying cardiovascular vulnerability.³³

Anaphylaxis is usually graded according to Ring and Messmer³² (Table 1), although there are proposals for new grading systems.^{34,35} However, WHO and regulatory authorities recommend the use of the Brighton Collaboration Anaphylaxis Working Group for pharmacovigilance registers.²³

Classification according to the most severe symptom is mandatory.

4 | RISK FACTORS FOR SEVERITY OF ANAPHYLAXIS IN OLDER PEOPLE

4.1 | Comorbidity

In the European Anaphylaxis Registry, older age (excluding the confounding factor of concomitant cardiovascular or other diseases) and concomitant mastocytosis³⁶ were the most important predictors for an increased risk of severe anaphylaxis.^{30,37-39} Hereditary alpha-tryptasemia is another risk factor. Anaphylaxis is more severe and has an increased risk of death in patients with coronary artery disease because both the number of mast cells and the production of their vasoactive mediators are increased in ischemic cardiomyopathy. In addition, atherosclerotic lesions make coronary arteries more susceptible to the effects of mast cell- and basophil-derived mediators,⁴⁰ and individuals with an underlying vascular illness less tolerant to hypoxia and hypotension during anaphylaxis.

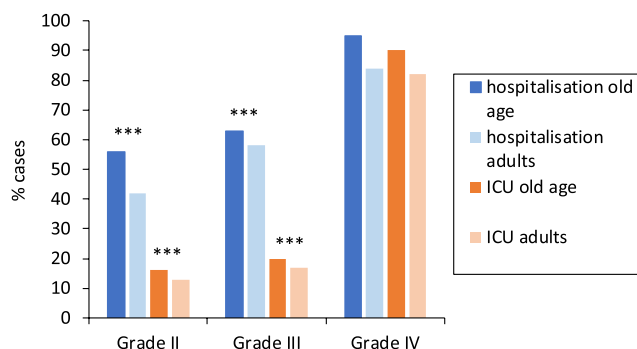


FIGURE 1 Hospitalizations and intensive care units in older people (from³⁰). Grades of anaphylaxis according to Ring and Messner. Old age people: $N = 1123$, adults: $N = 5768$. ***: $p < 0.001$. In this study, hospitalization and ICU were differentiated between adults and old age people

In older people from the registry, cardiovascular diseases, thyroid diseases, and cancer were more common than in younger adults.³⁷

4.2 | Polypharmacy and medications used in older people

In the European Anaphylaxis Registry, medications associated with an increased risk of severe anaphylaxis risk cofactors—such as ACE inhibitors (angiotensin-converting enzyme inhibitor), AT-2 antagonists (Angiotensin II receptor type 2), β -blockers, acetylcholine, and proton pump inhibitors—were significantly more frequently prescribed in older people (57%) than in younger adults (18%).³⁸

Independent of the age of the patient, β -blockers and ACE inhibitors administered close to allergen immunotherapy increased the risk of developing severe anaphylaxis, while aspirin and AT-2 did not.³⁸ However, a systematic review with low-quality evidence showed that β -blockers and ACE inhibitors increased the severity of anaphylaxis, due to differences in confounders, in particular, cardiovascular diseases.⁴¹

It is important to highlight the significant number of older patients who are being treated with anxiolytics, antidepressants, hypnotics, and other drugs that can act on the central nervous system

and alter the individual person's recognition and perception of the symptoms and signs of anaphylaxis.

5 | MANAGEMENT OF ANAPHYLAXIS IN OLDER PEOPLE

5.1 | The ABCDE approach

The Airway, Breathing, Circulation, Disability, Exposure (ABCDE) algorithm is applicable in all clinical emergencies for immediate assessment and treatment⁴² (Figure 2). If anaphylaxis is suspected, every patient should receive rapid evaluation of vital functions via ABCDE, and problems should be addressed in a targeted manner.

The aims of the ABCDE approach are⁴²:

- To provide life-saving treatment.
- To break down complex clinical situations into more manageable parts.
- To serve as an assessment and treatment algorithm.
- To establish common situational awareness among all treatment providers.
- To buy time to establish a final diagnosis and treatment.

TABLE 1 Symptoms and anaphylaxis grades (from Ring and Messmer^{32,52})

Grades	Skin	Abdomen	Airways	Cardiovascular system
I	Itch			
II	Flush Urticaria Angioedema	Nausea Cramps	Rhinorrhea Hoarseness Dyspnea	Tachycardia (>120/min) Hypotension (<90 mm Hg syst) Arrhythmia
III		Vomiting Defecation	Laryngeal edema Cyanosis	Shock
IV			Respiratory arrest	Cardiac arrest

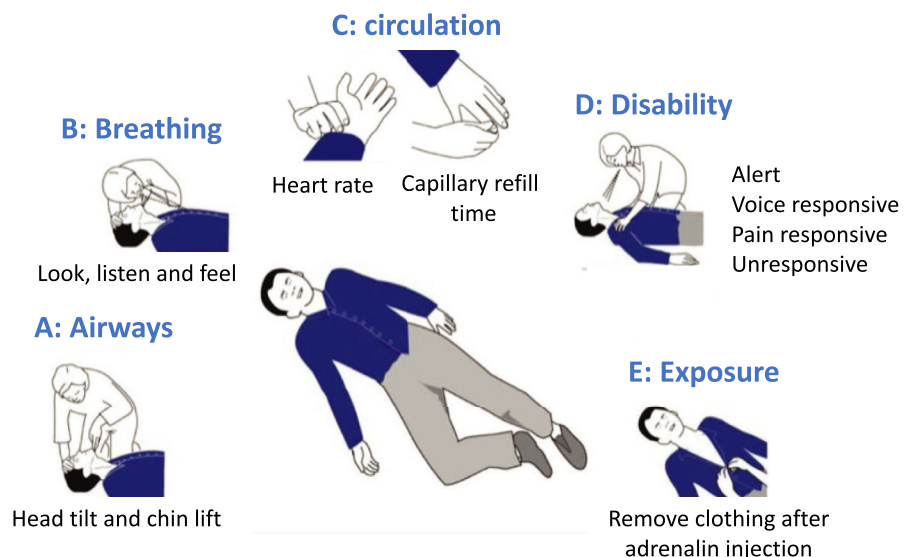


FIGURE 2 The ABCDE approach in emergencies (from⁴²)

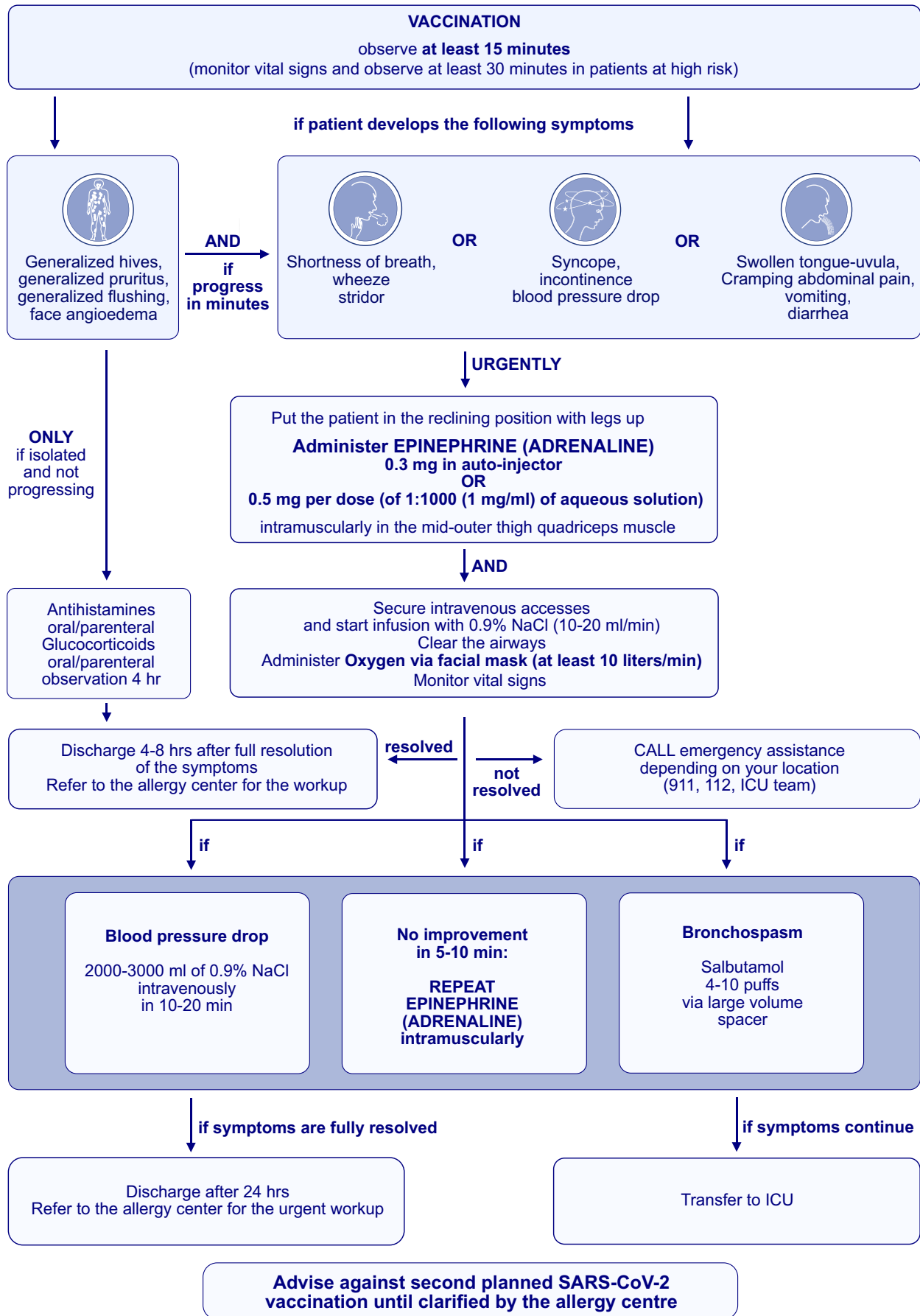


FIGURE 3 Diagnosis and management of severe allergic reactions after COVID-19 vaccination in the vaccination center (from²⁹)

5.2 | Adrenaline in older people

Guidelines from EAACI⁴³ and the World Allergy Organization⁴⁴ recommend prompt intramuscular injection of adrenaline as first-line therapy for anaphylaxis. Adrenaline can counteract most severe symptoms of anaphylaxis in older people.²² Intramuscular administration of adrenaline, if possible using a ready-to-use preparation or auto-injector, is recommended. The initial dose is 0.3–0.5 ml of a 1:1000 dilution (1 mg/ml). The patient should then be monitored, and, if ineffective, the administration can be repeated after at least a 5-minute interval.²² The subcutaneous route should not be used because the vasoconstrictor effect of adrenaline injected into the subcutaneous tissue potentially delays adrenaline absorption.⁴⁵ The intra-vascular route should be avoided since most cardiovascular adverse events of adrenaline appear to occur via this route.⁴⁶ Intravenous continuous infusion should only be given to patients not responding to intramuscular injection under careful ECG monitoring.⁴³

During an anaphylactic reaction occurring in patients with cardiovascular disease, the benefits versus the harms of adrenaline injection should be weighed carefully. The presence of cardiovascular disease does not exclude the use of adrenaline in anaphylaxis since no other medications have life-saving effects in this medical emergency.⁴⁰ There are no absolute contraindications to the prescription of self-injectable adrenaline in older patients or in those with a cardiovascular disease who are at risk of anaphylaxis. Serious adverse effects, such as ventricular arrhythmias, hypertension, or myocardial ischemia, have not been reported following the use of adrenaline auto-injectors.⁴⁷ However, older patients with anaphylaxis seem to be more likely to experience a cardiac adverse event after adrenaline injection, with those older than 80 years having the highest risk.⁴⁸

5.3 | Other treatments

Regular intake of multiple medications is frequent in older patients (polypharmacy). Co-medication may modify the evolution of anaphylaxis, and also its management. The therapeutic effect of adrenaline may be blunted by β -blockers. In this situation, if epinephrine is not effective, glucagon can be administered intravenously, as it has a mechanism of action independent of the β -receptors.^{49,50} Older patients may be using sedating or psychotropic drugs, and these could affect the recognition and perception of anaphylactic symptoms.⁵¹

5.4 | Equipment needed to perform vaccination safely in older people

- Vaccination should always be performed in a healthcare setting, which may be a mobile unit.
- All necessary aids and rescue drugs must be available in the vaccination setting.

- All medical personnel assigned should receive training and be able to immediately recognize and manage an emergency situation, including anaphylaxis.

6 | PRACTICAL PREVENTION AND MANAGEMENT OF AN ANAPHYLACTIC REACTION

As proposed in three ARIA-EAACI Position Papers on anaphylaxis to COVID-19 vaccines, recommendations have been adapted for older patients.^{21,28,29}

- Patients with a history of allergic diseases should not be excluded from the vaccines as the exclusion of all these patients from vaccination may have a significant impact on reaching the goal of herd immunity. However, without any allergist advice, a previously known allergy to the substances contained in the vaccines presents a contraindication, as well as a reaction to the first dose of the COVID-19 vaccine, which presents a contraindication for administering the second dose. A previous severe anaphylactic reaction to other vaccines or drugs does not represent a contraindication. However, consultation with an allergist may be helpful to assess the individual situation.
- Healthcare practitioners vaccinating against COVID-19 are required to be sufficiently prepared to recognize and treat anaphylaxis properly, particularly since older patients tend to have more severe anaphylactic symptoms. If a severe reaction occurs, hospitalization may be considered more readily than for younger adults after first-aid action.
- After vaccine administration, a mandatory observation period of at least 15 minutes is necessary for all individuals. This should include the possibility to administer adrenaline intra-muscularly (IM) in a sufficient dose. The observation period should be extended to 30 minutes for patients deemed at putative risk for anaphylactic reaction.
- The person injecting the vaccine should be capable of managing an anaphylaxis reaction at first instance and should have all the relevant medication for management readily available.
- In the case of COVID-19 vaccines, there will be new procedures outside of the medical setting. Thus, it is imperative that the relevant emergency medication (adrenaline and saline) is readily available at the setting—particularly in nursing homes or vaccine caravans—and that training of the personnel has been accomplished.
- The EAACI recently published the practical management of anaphylaxis (Figure 3).²⁹

CONFLICT OF INTEREST

JA reports is Associate Editor Allergy and CTA. JB reports personal fees from Chiesi, Cipla, Hikma, Menarini, Mundipharma, Mylan, Novartis, Sanofi-Aventis, Takeda, Teva, Uriach, other from

KYomed-Innov, personal fees from Purina. VC reports personal fees from ALK, Allergy Therapeutics, LETI, Thermo Fisher, Merck, Astrazeneca, GSK. AC reports personal fees from BMS, MSD. ME reports personal fees from DBV Technologies, Mylan. MFR reports grants from ISCII (Spanish Government), Aimmune, Diater, personal fees from Aimmune, DBV, Novartis, SPRIM, ALK, Allergy Therapeutics, Diater, GSK, Thermo Fisher. BG reports grants from Astrazeneca, Novartis, MSD, Deva, Abdi Ibrahim, GSK. TH reports personal fees from GSK, Mundipharma, OrionPharma, Sanofi. LK reports grants and personal fees from Allergopharma, LETI Pharma, MEDA/Mylan, Sanofi, personal fees from HAL Allergie, Allergy Therapeut., Cassella med, grants from ALK Abelló, Stallergenes, Quintiles ASIT biotech, Lofarma, AstraZeneca, GSK, Immunotk, and Membership: AeDA, DGHNO, Deutsche Akademie für Allergologie und klinische Immunologie, HNO-BV, GPA, EAACI. PK reports personal fees from Adamed, AstraZeneca, Berlin Chemie, Boehringer Ingelheim, Hal Allergy, Lekam, Mylan, GSK, Novartis, Polpharma, Sanofi, from Teva. VK reports non-financial support from AstraZeneca, DIMUNA, BerlinChemieMenarini Baltic. RL reports grants from Astra Zeneca, Chiesi, GSK, other from Astra Zeneca, Novartis, GSK, Sanofi. JM reports personal fees and other from SANOFI GENZYME & REGENERON, NOVARTIS, ALLAKOS, grants and personal fees from MYLAN Pharma, URIACH Group, personal fees from Mitsubishi-Tanabe, Menarini, UCB, AstraZeneca, GSK, MSD. MO reports grants from Astra Zeneca, Chiesi, GSK, DBV Technologies, Aimmune, Novartis, Pfizer, Regeneron, Sanofi, Boehringer Ingelheim; and volunteer President of the European Federation of Allergy and Airways Diseases Patients' Associations EFA who receives unrestricted grants from pharmaceutical companies. Second Vice President of the Swedish Asthma and Allergy Association, who receives no income from companies. Takes part in Novartis Asthma Patient Advisory Committee, GSK Global Respiratory Patient Advisory Group and have participated/presented in AstraZeneca events. Whenever there was a honorarium, this went to EFA. OP reports research grants from Immunotek S.L., Novartis, and MINECO. fees for giving scientific lectures or participation in Advisory Boards from Allergy Therapeutics, Amgen, AstraZeneca, Diater, GlaxoSmithKline, S.A, Immunotek S.L, Novartis, Sanofi Genzyme and Stallergenes. NP reports personal fees from Novartis, Nutricia, HAL, MENARINI/FAES FARMA, SANOFI, MYLAN/MEDA, BIOMAY, AstraZeneca, GSK, MSD, ASIT BIOTECH, Boehringer Ingelheim, grants from Gerolymatos International SA, Capricare. OP reports grants and personal fees from ALK-Abelló, Allergopharma, Stallergenes Greer, HAL Allergy Holding B.V./HAL Allergie GmbH, BencardAllergie GmbH/Allergy Therapeutics, Lofarma, ASIT Biotech Tools S.A., rom Laboratorios LETI/LETI Pharma, Anergis S.A., Glaxo Smith Kline, personal fees from Astellas Pharma Global, MEDA Pharma/MYLAN, EUFOREA, ROXALL Medizin, Novartis, Sanofi-Aventis, and Sanofi Genzyme, Med Update Europe GmbH, streamedup! GmbH, John Wiley and Sons, AS, Paul-Martini-Stiftung (PMS), Mobile Chamber Experts (a GA2LEN Partner), Indoor Biotechnologies grants from Pohl-Boskamp, Immunotek S.L., Biomay, Circassia. DP reports grants and

personal fees from GlaxoSmithKline, personal fees and non-financial support from Boehringer Ingelheim, personal fees from Belupo, AbbVie, MSD, Chiesi, Menarini, Pliva, Revenio, non-financial support from Philips. YR reports grants from BIOPHYTIS, NOVARTIS. BS reports personal fees from Allergopharma, Viatrix, TEVA, ADAMED, patient ombudsman, Polish Allergology Society grants from AstraZeneca, National Health Programm, grant and personal fees from Polpharma, AstraZeneca. AS reports grants and personal fees from Medical Research Council, Thermo Fisher, Buhlmann, Infomed, Nutricia and Nestle, Allergy Therapeutics, Novartis and Stallergenes, grants from Food Allergy Research and Education, Asthma UK, NIAID / Immune Tolerance Network, non-financial support from National Institute for Health Research, Thermo Fisher and Buhlmann. Dr. Serpa reports personal fees from Takeda, personal fees and other from Novartis, personal fees from Sanofi, personal fees from GSK, other from Astra Zeneca. JS reports grants and personal fees from SANOFI, personal fees from GSK, NOVARTIS, ASTRA ZENECA, MUNDIPHARMA, FAES FARMA. AS reports grants from HDRUK. MS reports grants from Swiss National Science Foundation (SNF), GlaxoSmithKline (GSK). RS reports grants from São Paulo Research Foundation, MSD, grants and personal fees from Novartis, grants, personal fees and non-financial support from AstraZeneca, grants, personal fees and non-financial support from Chiesi, personal fees and non-financial support from Boehringer Ingelheim. GS reports grants and personal fees from ALK-Abello, personal fees from Novartis, Bencard, Stallergenes, HAL, Allergopharma, Mylan. AMTB reports grants and personal fees from Teva, AstraZeneca, GSK (GlaxoSmithKline), Sanofi, Mundipharma, personal fees from Bial, grants from Leti, Novartis. STS reports personal fees from AstraZeneca, ERT, Novartis, Sanofi Pharma, Roche Products, grants from GSK. MT reports grants from European Commission, SEAIC, ISCIII, personal fees from Diater laboratory, Leti laboratory, Aimmune Therapeutics. IT reports personal fees from Honoraria for educational activities, speaking engagements, advisory boards from Boehringer Ingelheim, Astra Zeneca, GSK, Novartis and grants from GSK Hellas and Elpen. CSU reports personal fees from Astra Zeneca, personal fees from Chiesi, grants and personal fees from Novartis, Boehringer Ingelheim, personal fees from ALK-Abello, TEVA, Orion Pharma, grants Sanofi Genzyme, personal fees and non-financial support from GSK. IV reports personal fees from Novartis, Sanofi, personal fees and non-financial support from Thermo Fisher, non-financial support from Beckman Coulter. DW reports other from Kaleo, Mylan, and on the AAAAI/ACAAI Joint Task Force on Practice Parameters updating the Anaphylaxis practice parameter. SW reports other from Pfizer, Kaleo, Bausch Lomb. MW reports other from Regeneron Pharmaceuticals, DBV Technologies S.A, Stallergenes GmbH, HAL Allergie GmbH, BencardAllergie GmbH, Allergopharma GmbH & Co. KG, ALK-AbellóArzneimittel GmbH, Mylan Germany GmbH, Leo Pharma GmbH, Sanofi-Aventis Deutschland GmbH, Aimmune Therapeutics UK Limited, Actelion Pharmaceuticals Deutschland GmbH, Novartis AG, Biotest AG, AbbVie Deutschland GmbH & Co. KG, Lilly Deutschland GmbH. TZ reports and Organizational affiliations: Committee member: WHO-Initiative

"Allergic Rhinitis and Its Impact on Asthma" (ARIA), Member of the Board: German Society for Allergy and Clinical Immunology (DGAKI), Board Chairman: European Centre for Allergy Research Foundation (ECARF). President: Global Allergy and Asthma European Network (GA²LEN), Member: Committee on Allergy Diagnosis and Molecular Allergology, World Allergy Organization (WAO).

ORCID

Jean Bousquet  <https://orcid.org/0000-0002-4061-4766>
 Ioana Agache  <https://orcid.org/0000-0001-7994-364X>
 Margitta Worm  <https://orcid.org/0000-0002-3449-1245>
 Mona Al-Ahmad  <https://orcid.org/0000-0003-3720-7032>
 Isabella Annesi-Maesano  <https://orcid.org/0000-0002-6340-9300>
 Marina Atanaskovic-Markovic  <https://orcid.org/0000-0003-1354-6072>
 Claus Bachert  <https://orcid.org/0000-0003-4742-1665>
 Sergio Bonini  <https://orcid.org/0000-0003-0079-3031>
 Knut Brockow  <https://orcid.org/0000-0002-2775-3681>
 G. Walter Canonica  <https://orcid.org/0000-0001-8467-2557>
 Victoria Cardona  <https://orcid.org/0000-0003-2197-9767>
 Pedro Carreiro-Martins  <https://orcid.org/0000-0002-4129-133X>
 Jean-Christoph Caubet  <https://orcid.org/0000-0001-5006-5724>
 Lorenzo Cecchi  <https://orcid.org/0000-0002-0658-2449>
 Alvaro A. Cruz  <https://orcid.org/0000-0002-7403-3871>
 Motohiro Ebisawa  <https://orcid.org/0000-0003-4117-558X>
 Asli Gelicik  <https://orcid.org/0000-0002-3524-9952>
 Maia Gotua  <https://orcid.org/0000-0003-2497-4128>
 Tari Haahtela  <https://orcid.org/0000-0003-4757-2156>
 Musa Khaitov  <https://orcid.org/0000-0003-4961-9640>
 Michael Levin  <https://orcid.org/0000-0003-2439-7981>
 Olga Lourenco  <https://orcid.org/0000-0002-8401-5976>
 Mario Morais-Almeida  <https://orcid.org/0000-0003-1837-2980>
 Charlotte G. Mortz  <https://orcid.org/0000-0001-8710-0829>
 Marek Niedoszytko  <https://orcid.org/0000-0003-1089-1911>
 Robyn E. O'Hehir  <https://orcid.org/0000-0002-3489-7595>
 Oscar Palomares  <https://orcid.org/0000-0003-4516-0369>
 Nikolaos G. Papadopoulos  <https://orcid.org/0000-0002-4448-3468>
 Petr Panzner  <https://orcid.org/0000-0002-1291-450X>
 Giovanni Passalacqua  <https://orcid.org/0000-0002-5139-3604>
 Vincenzo Patella  <https://orcid.org/0000-0001-5640-6446>
 Oliver Pfaar  <https://orcid.org/0000-0003-4374-9639>
 Carmen Rondon  <https://orcid.org/0000-0003-0976-3402>
 Philip W. Rouadi  <https://orcid.org/0000-0002-5365-9568>
 Alexandra F. Santos  <https://orcid.org/0000-0002-7805-1436>
 Joaquin Sastre  <https://orcid.org/0000-0003-4689-6837>
 Mohamed H. Shamji  <https://orcid.org/0000-0003-3425-3463>
 Isabel Skypala  <https://orcid.org/0000-0003-3629-4293>
 Ana Maria Todo-Bom  <https://orcid.org/0000-0002-1850-6689>
 Ioanna Tsiligianni  <https://orcid.org/0000-0001-7922-7491>
 Maria Torres  <https://orcid.org/0000-0001-5228-471X>
 Arunas Valiulis  <https://orcid.org/0000-0002-0287-9915>

Joana Vitte  <https://orcid.org/0000-0002-3344-9408>

Tomas Chivato  <https://orcid.org/0000-0002-5403-0964>

Cezmi A. Akdis  <https://orcid.org/0000-0001-8020-019X>

Ludger Klimek  <https://orcid.org/0000-0002-2455-0192>

REFERENCES

- Esteve A, Permanyer I, Boertien D, Vaupel JW. National age and coresidence patterns shape COVID-19 vulnerability. *Proc Natl Acad Sci U S A*. 2020;117(28):16118-16120.
- Giangreco G. Case fatality rate analysis of Italian COVID-19 outbreak. *J Med Virol*. 2020;92(7):919-923.
- Mantovani A, Dalbeni A, Beatrice G. Coronavirus disease 2019 (COVID-19): we don't leave women alone. *Int J Public Health*. 2020;65(3):235-236.
- Iaccarino G, Grassi G, Borghi C, et al. Age and multimorbidity predict death among COVID-19 patients: results of the SARS-RAS study of the Italian Society of Hypertension. *Hypertension* 2020;76(2):366-372.
- Finucane FM, Davenport C. Coronavirus and obesity: could insulin resistance mediate the severity of COVID-19 infection? *Front Public Health*. 2020;8:184.
- Klein SL, Dhakal S, Ursin RL, Deshpande S, Sandberg K, Mauvais-Jarvis F. Biological sex impacts COVID-19 outcomes. *PLoS Pathog*. 2020;16(6):e1008570.
- Gebhard C, Regitz-Zagrosek V, Neuhauser HK, Morgan R, Klein SL. Impact of sex and gender on COVID-19 outcomes in Europe. *Biol Sex Differ*. 2020;11(1):29.
- Barek MA, Aziz MA, Islam MS. Impact of age, sex, comorbidities and clinical symptoms on the severity of COVID-19 cases: a meta-analysis with 55 studies and 10014 cases. *Heliyon*. 2020;6(12):e05684.
- Scortichini M, Schneider Dos Santos R, De' Donato F, et al. Excess mortality during the COVID-19 outbreak in Italy: a two-stage interrupted time-series analysis. *Int J Epidemiol*. 2021;49(6):1909-1917.
- Pranata R, Henrina J, Lim MA, et al. Clinical frailty scale and mortality in COVID-19: A systematic review and dose-response meta-analysis. *Arch Gerontol Geriatr*. 2020;93:104324.
- Hewitt J, Carter B, Vilches-Moraga A, et al. The effect of frailty on survival in patients with COVID-19 (COPE): a multicentre, European, observational cohort study. *Lancet Public Health*. 2020;5(8):e444-e451.
- McMichael TM, Currie DW, Clark S, et al. Epidemiology of COVID-19 in a long-term care facility in King County, Washington. *N Engl J Med*. 2020;382(21):2005-2011.
- Blain H, Rolland Y, Tuailon E, et al. Efficacy of a test-retest strategy in residents and health care personnel of a nursing home facing a COVID-19 outbreak. *J Am Med Dir Assoc*. 2020;21(7):933-936.
- Telford CT, Onwubiko U, Holland D, et al. Mass screening for SARS-CoV-2 infection among residents and staff in twenty-eight long-term care facilities in Fulton County, Georgia. *medRxiv* 2020. <https://doi.org/10.1101/2020.07.01.20144162>
- He M, Li Y, Fang F. Is there a link between nursing home reported quality and COVID-19 cases? Evidence from California skilled nursing facilities. *J Am Med Dir Assoc*. 2020;21(7):905-908.
- Grabowski DC, Mor V. Nursing home care in crisis in the wake of COVID-19. *JAMA* 2020;324(1):23.
- Gordon AL, Goodman C, Achterberg W, et al. Commentary: COVID in care homes-challenges and dilemmas in healthcare delivery. *Age Ageing* 2020;49(5):701-705.
- Blain H, Rolland Y, Schols J, et al. August 2020 interim EuGMS guidance to prepare European long-term care facilities for COVID-19. *Eur Geriatr Med*. 2020;11(6):899-913.
- Banerji A, Wickner PG, Saff R, et al. mRNA vaccines to prevent COVID-19 disease and reported allergic reactions: current evidence and approach. *J Allergy Clin Immunol Pract* 2021;9(4):1423-1437.

20. Garvey LH, Nasser S. Anaphylaxis to the first COVID-19 vaccine: is polyethylene glycol (PEG) the culprit? *Br J Anaesth* 2021;126(3). <https://doi.org/10.1016/j.bja.2020.12.020>. [Epub ahead of print].
21. Klimek L, Jutel M, Akdis CA, et al. ARIA-EAACI statement on severe allergic reactions to COVID-19 vaccines - an EAACI-ARIA position paper. *Allergy*. 2021;76(6):1624-1628.
22. Ventura MT, Boni E, Cecere R, et al. Importance of hypersensitivity in adverse reactions to drugs in the elderly. *Clin Mol Allergy*. 2018;16:7.
23. Ruggeberg JU, Gold MS, Bayas JM, et al. Anaphylaxis: case definition and guidelines for data collection, analysis, and presentation of immunization safety data. *Vaccine*. 2007;25(31):5675-5684.
24. Su JR, Moro PL, Ng CS, Lewis PW, Said MA, Cano MV. Anaphylaxis after vaccination reported to the vaccine adverse event reporting system, 1990-2016. *J Allergy Clin Immunol*. 2019;143(4):1465-1473.
25. Shimabukuro T. COVID-19 vaccine safety update. Advisory Committee on Immunization Practices (ACIP) January 27, 2021. National Center for Immunization and respiratory diseases CDC <https://www.cdc.gov/vaccines/acip/meetings/downloads/slides-2021-01/06-COVID-Shimabukuro.pdf>. 2021.
26. Cabanillas B, Akdis C, Novak N. Allergic reactions to the first COVID-19 vaccine: a potential role of Polyethylene glycol? *Allergy* 2021;76(6):1617-1618.
27. Shimabukuro T, Nair N. Allergic reactions including anaphylaxis after receipt of the first dose of Pfizer-BioNTech COVID-19 vaccine. *JAMA* 2021;325(8):780.
28. Klimek L, Novak N, Cabanillas B, Jutel M, Bousquet J, Akdis CA. Allergenic components of the mRNA-1273 vaccine for COVID-19: Possible involvement of polyethylene glycol and IgG-mediated complement activation. *Allergy* 2021; <https://doi.org/10.1111/all.14794>.
29. Sokolowska M, Eiwegger T, Ollert M, et al. EAACI statement on the diagnosis, management and prevention of severe allergic reactions to COVID-19 vaccines. *Allergy* 2021;76(6):1629-1639.
30. Aurich S, Dolle-Bierke S, Francuzik W, et al. Anaphylaxis in elderly patients-data from the European anaphylaxis registry. *Front Immunol*. 2019;10:750.
31. Campbell RL, Hagan JB, Li JT, et al. Anaphylaxis in emergency department patients 50 or 65 years or older. *Ann Allergy Asthma Immunol*. 2011;106(5):401-406.
32. Ring J, Messmer K. Incidence and severity of anaphylactoid reactions to colloid volume substitutes. *Lancet*. 1977;1(8009):466-469.
33. Jerschow E, Lin RY, Scaperotti MM, McGinn AP. Fatal anaphylaxis in the United States, 1999-2010: temporal patterns and demographic associations. *J Allergy Clin Immunol*. 2014;134(6):1318-1328.e7.
34. Niggemann B, Beyer K. Time for a new grading system for allergic reactions? *Allergy*. 2016;71(2):135-136.
35. Muraro A, Fernandez-Rivas M, Beyer K, et al. The urgent need for a harmonized severity scoring system for acute allergic reactions. *Allergy*. 2018;73(9):1792-1800.
36. Brockow K, Jofer C, Behrendt H, Ring J. Anaphylaxis in patients with mastocytosis: a study on history, clinical features and risk factors in 120 patients. *Allergy*. 2008;63(2):226-232.
37. Dolle-Bierke S, Siebenhaar F, Burmeister T, Worm M. Detection of KIT D816V mutation in patients with severe anaphylaxis and normal basal tryptase-first data from the Anaphylaxis Registry (NORA). *J Allergy Clin Immunol*. 2019;144(5):1448-1450.e1.
38. Worm M, Francuzik W, Renaudin JM, et al. Factors increasing the risk for a severe reaction in anaphylaxis: an analysis of data from The European Anaphylaxis Registry. *Allergy*. 2018;73(6):1322-1330.
39. Bilo MB, Martini M, Tontini C, Corsi A, Antonicelli L. Anaphylaxis. *Eur Ann Allergy Clin Immunol*. 2020;53(01):4.
40. Lieberman P, Simons FE. Anaphylaxis and cardiovascular disease: therapeutic dilemmas. *Clin Exp Allergy*. 2015;45(8):1288-1295.
41. Tejedor-Alonso MA, Farias-Aquino E, Perez-Fernandez E, Grifol-Clar E, Moro-Moro M, Rosado-Ingelmo A. Relationship between anaphylaxis and use of beta-blockers and angiotensin-converting enzyme inhibitors: a systematic review and meta-analysis of observational studies. *J Allergy Clin Immunol Pract*. 2019;7(3):879-897.e5.
42. Thim T, Krarup NH, Grove EL, Rohde CV, Lofgren B. Initial assessment and treatment with the Airway, Breathing, Circulation, Disability, Exposure (ABCDE) approach. *Int J Gen Med*. 2012;5:117-121.
43. Muraro A, Roberts G, Worm M, et al. Anaphylaxis: guidelines from the European Academy of Allergy and Clinical Immunology. *Allergy*. 2014;69(8):1026-1045.
44. Simons FE, Ebisawa M, Sanchez-Borges M, et al. 2015 update of the evidence base: World Allergy Organization anaphylaxis guidelines. *World Allergy Organ J*. 2015;8(1):32.
45. Simons KJ, Simons FE. Epinephrine and its use in anaphylaxis: current issues. *Curr Opin Allergy Clin Immunol*. 2010;10(4):354-361.
46. Campbell RL, Bellolio MF, Knutson BD, et al. Epinephrine in anaphylaxis: higher risk of cardiovascular complications and overdose after administration of intravenous bolus epinephrine compared with intramuscular epinephrine. *J Allergy Clin Immunol Pract*. 2015;3(1):76-80.
47. Bilo MB, Cichocka-Jarosz E, Pumphrey R, et al. Self-medication of anaphylactic reactions due to Hymenoptera stings-an EAACI Task Force Consensus Statement. *Allergy*. 2016;71(7):931-943.
48. O'Brien ME, Koehl JL, Raja AS, Erickson TB, Hayes BD. Age-related cardiovascular outcomes in older adults receiving epinephrine for anaphylaxis in the emergency department. *J Allergy Clin Immunol Pract*. 2019;7(8):2888-2890.
49. Rukma P. Glucagon for refractory anaphylaxis. *Am J Ther*. 2019;26(6):e755-e756.
50. McLure M, Eastwood K, Parr M, Bray J. A Rapid review of advanced life support guidelines for cardiac arrest associated with anaphylaxis. *Resuscitation* 2021;159:137-149.
51. Lieberman PL. Recognition and first-line treatment of anaphylaxis. *Am J Med*. 2014;127(1 Suppl):S6-11.
52. Ring J, Beyer K, Biedermann T, et al. Guideline for acute therapy and management of anaphylaxis: S2 Guideline of the German Society for Allergology and Clinical Immunology (DGAKI), the Association of German Allergologists (AeDA), the Society of Pediatric Allergy and Environmental Medicine (GPA), the German Academy of Allergology and Environmental Medicine (DAAU), the German Professional Association of Pediatricians (BVKJ), the Austrian Society for Allergology and Immunology (OGAI), the Swiss Society for Allergy and Immunology (SGAI), the German Society of Anaesthesiology and Intensive Care Medicine (DGAI), the German Society of Pharmacology (DGP), the German Society for Psychosomatic Medicine (DGPM), the German Working Group of Anaphylaxis Training and Education (AGATE) and the patient organization German Allergy and Asthma Association (DAAB). *Allergo J Int*. 2014;23(3):96-112.

How to cite this article: Bousquet J, Agache I, Blain H, et al. Management of anaphylaxis due to COVID-19 vaccines in the elderly. *Allergy*. 2021;76:2952-2964. <https://doi.org/10.1111/all.14838>