



HAL
open science

Visual guidance of locomotor interception is based on nulling changes in target bearing (not egocentric target direction nor target-heading angle)

Remy Casanova, Gwenaelle Ceyte, Reinoud J. Bootsma

► **To cite this version:**

Remy Casanova, Gwenaelle Ceyte, Reinoud J. Bootsma. Visual guidance of locomotor interception is based on nulling changes in target bearing (not egocentric target direction nor target-heading angle). Human Movement Science, 2022, 82, 10.1016/j.humov.2022.102929 . hal-03551910

HAL Id: hal-03551910

<https://amu.hal.science/hal-03551910v1>

Submitted on 23 Jun 2022

HAL is a multi-disciplinary open access archive for the deposit and dissemination of scientific research documents, whether they are published or not. The documents may come from teaching and research institutions in France or abroad, or from public or private research centers.

L'archive ouverte pluridisciplinaire **HAL**, est destinée au dépôt et à la diffusion de documents scientifiques de niveau recherche, publiés ou non, émanant des établissements d'enseignement et de recherche français ou étrangers, des laboratoires publics ou privés.

1
2
3 **Visual guidance of locomotor interception is based on nulling changes in**
4 **target bearing (not egocentric target direction nor target-heading angle)**
5
6

7
8
9
10
11
12
13 Remy Casanova, Gwenaëlle Ceyte, and Reinoud J. Bootsma*

14 Aix Marseille Université, CNRS, Institut des Sciences du Mouvement, Marseille, France
15

16
17
18
19
20
21
22
23 * Corresponding author:

24 Reinoud Bootsma

25 *Postal address:*

26 Institut des Sciences du Mouvement ISM - UMR 7287, Bât. FSS, 163 avenue de Luminy,
27 13288 Marseille Cedex 9, France.
28

29 *Email:*

30 reinoud.bootsma@univ-amu.fr

31 *ORCID:*

32 <https://orcid.org/0000-0002-3719-7586>
33
34
35
36
37

38
39 Keywords: interception, steering, information, reversal movements, heuristics, dynamics,
40 fractional order
41
42
43

44 **Declarations of interest: none**
45
46
47
48
49
50
51
52
53
54
55
56
57
58
59
60
61
62
63
64
65

Highlights

- Interception behavior is only compatible with nulling changes in bearing angle
- Movement direction reversals reveal an early influence of initial target position
- Egocentric target direction does not play a consequential role

Abstract

In two experiments we studied how participants steer to intercept uniformly moving targets in a virtual driving task under hypotheses-differentiating conditions of initial target eccentricity and target motion. In line with our re-analysis of findings from earlier studies, in both experiments the observed interception behavior could not be understood as resulting from reliance on (changes in) egocentric target direction nor from reliance on (changes in) target-heading angle. The overall pattern of results observed was however compatible with a control strategy based on nulling changes in the target's bearing angle. The presence of reversals in movement direction under specific combinations of target eccentricity and motion conditions indicated that the information used was not purely rate-of-change (i.e., first-order) based but carried traces of an influence of initial target position. In Experiment 2 we explicitly tested the potential role of early reliance on perceived egocentric target direction by examining the effects of a 10° rotation of the visual scene (i.e., of both target and environment). While such a rotation gave rise to minor changes in the moment of initiation of the first steering action, contrary to predictions it did not affect the characteristics of the direction-reversal phenomenon. We conclude that the visual guidance of locomotor interception is best understood as resulting from nulling changes in the target's bearing angle, with such nulling perhaps best conceived as being fractional-order (rather integer-order) driven.

1. Introduction

1
2 Notwithstanding extensive research, the information used in the visual guidance of locomotor
3 interception¹ remains subject of debate. Identifying the information used requires specifying
4 both the *what*, that is, the source(s) of information relied upon, and the *how*, that is, the
5 particular manner of integration of the information into movement (Bootsma et al., 1997;
6 Bootsma, 1998). For locomotor interception potential information sources identified typically
7 include (changes in) egocentric target direction, target-heading angle and the target's bearing
8 angle (see **Fig. 1** for definitions).
9
10
11

12 ***** Figure 1 (definitions of angles here) *****
13
14

15 For operational reasons, we begin our examination of the relevant literature by focusing on
16 egocentric target direction. Indeed, three different studies (Rushton et al., 1998; Fajen &
17 Warren; 2004; Chardenon et al., 2004) all concluded that egocentric visual information plays
18 a substantial role in the control of locomotor interception. Yet, all three studies suffer from
19 methodological and/or conceptual shortcomings, thereby seriously weakening the case in
20 favor of reliance on perceived egocentric target direction.
21
22
23

24 We note that Rushton et al.'s (1998) study primarily focused on visual guidance of (on foot)
25 locomotion towards a *stationary* target. Egocentric target location, defined relative to the
26 body's midline, was experimentally manipulated by having participants wear displacing prism
27 glasses. In the environmental setting of a homogenous grass lawn, this condition gave rise to
28 curved, rather than straight, locomotor paths to the target. With path curvature globally
29 corresponding to the prism-induced constant heading error, Rushton et al. (1998) concluded
30 that locomotion is guided by the target's egocentric direction rather than by global optic flow:
31 participants steered by walking in the target's egocentric direction rather than by placing the
32 global optic flow's focus of expansion (i.e., heading direction) on the target. While such
33 predominance of egocentric target direction over global optic flow was later qualified as
34 depending on the richness of the available flow (cf. Warren et al., 2001), the main point of
35 interest for the present purposes is that Rushton et al.'s (1998) description of effects observed
36 when locomoting to intercept a *moving* target was limited to the general statement that
37 "results were similar to those for the previous static target set. The value of the [target-
38 locomotor direction] error was found to remain approximately constant throughout the trial
39 (...) as predicted by the perceived-direction model." (p. 1193), accompanied by the
40 presentation of two exemplary trials (Fig. 4, p. 1194). From this figure's caption it appears
41 that target motion was not experimentally controlled either in magnitude or in direction.
42 Overall, Rushton et al.'s (1998) results with respect to locomoting to intercept a moving
43 target, suggesting a pursuit-like interception strategy based on continuously steering in the
44 egocentric target direction, should therefore be considered as preliminary at best and perhaps
45 specific to the particular setting. We will come back to this in the general discussion.
46
47
48
49
50
51
52
53
54
55
56
57

58 ¹ Locomotor interception is operationally defined as making contact with a moving target by means of whole-
59 body displacement. Contrary to manual interception tasks (accomplished by hand displacement), locomotor
60 interception tasks thus imply displacement of the point of observation.
61
62
63
64
65

1 In a systematic study of locomotor interception of uniformly moving targets Fajen and
2 Warren (2004) demonstrated that freely walking participants did not implement a pursuit-like
3 interception strategy. Rather, they systematically steered ahead of the moving target, with
4 locomotor paths eventually straightening out, when time until interception was sufficiently
5 long. In four experiments Fajen and Warren (2004) explored visual guidance of locomotor
6 interception by the target's egocentric direction, local optic flow from the target, and global
7 optic flow from the environment. Noteworthy in the present context, Fajen and Warren (2004)
8 defined egocentric target direction as the target's eccentricity with respect to felt, that is,
9 proprioceptively perceived direction of locomotion, thus adopting a definition different (see
10 **Fig. 1A**) from that of Rushton et al. (1998).
11
12
13

14 Experimental manipulation of local optic flow from the target, achieved by eliminating the
15 target's optical expansion (Exp. 1) and by rotating a textured target around its vertical axis
16 (Exp. 2), did not affect interception behavior to any significant degree and reliance on such
17 uniquely target-centered local optic flow could therefore be ruled out. When participants were
18 to intercept a moving target when this was the only element present in the display (i.e., in the
19 absence of any environmental structure, No Room condition of Exp. 1), they necessarily
20 relied on (changes in) the target's egocentric direction. Behavior under this extreme condition
21 differed from that observed under a structured-environment condition, as revealed by smaller
22 target-heading angles β over the course of interception under the former than under the latter
23 condition. More subtle testing of the influence of environmental conditions was accomplished
24 by rotating the environment around the observer (Exp. 3) and by laterally displacing the
25 environment (Exp. 4) over the course of interception, thereby influencing optically-specified
26 target-heading angle (β_{os} , see **Fig. 1A**). In both cases the reported effects on interception
27 behavior were found to be opposite in direction to the effects predicted by reliance on changes
28 β_{os} . As such effects could thus not be understood as resulting from visual guidance by
29 changes in the optically-specified target-heading angle, by deduction these results led Fajen
30 and Warren (2004) to conclude that participants must then have relied on changes in
31 egocentric target direction, with environmental motion assumed to influence the perception of
32 target motion. We would, however, like to point out that a different explanation is not only
33 possible but, moreover, plausible.
34
35
36
37
38
39
40
41
42
43

44 Indeed, Fajen and Warren (2004) did not consider the consequences of their environmental
45 rotation and displacement manipulations in terms of their effects on another potentially
46 pertinent source of information, namely changes in the target's bearing angle. In fact, in their
47 2004 contribution Fajen and Warren regularly appear to consider target-heading angle and the
48 target's bearing angle as referring to the same angular quantity (β , as defined in **Fig. 1B**),
49 alternating use of both terms. However, as subsequently pointed out in Fajen and Warren
50 (2007) and illustrated in **Figure 1B**, the target's bearing angle θ is qualitatively different from
51 the target-heading angle β , with θ defined relative to an exocentric reference direction and β
52 defined relative to the agent's movement direction. Because continuous rotation and
53 displacement of the environment with respect to the observer affect the pattern of change in
54 the target's bearing angle in ways opposite to their influences on the pattern of change in the
55
56
57
58
59
60
61
62
63
64
65

1 optically-specified target-heading angle², reliance on changes in the target's bearing angle can
2 in fact explain the experimental effects of environmental motion reported by Fajen and
3 Warren (2004).

4
5 A similar lack of distinction between target-heading angle β and the target's bearing angle θ
6 is found in Chardenon et al.'s (2004) study of direction-constrained locomotor interception,
7 with participants regulating walking velocity on a servo-controlled treadmill to intercept
8 targets moving toward their locomotor axis from the right. Inappropriately referring to the
9 target-heading angle as the target's bearing angle (see their Fig. 1C, p. 101), Chardenon et al.
10 (2004) evaluated the effects of continuous lateral displacement of the ground surface on
11 locomotor speed, using targets coming in from the right. A right-left sawtooth-shaped pattern
12 of displacement of the ground surface during interception evoked changes in walking speed
13 characterized by an acceleration followed by a deceleration; the inverse pattern was observed
14 for a left-right ground surface displacement, with participants here first decelerating and
15 subsequently accelerating their walking speed during interception. Lateral ground surface
16 displacement thus clearly affected locomotor speed, the relevant action variable in direction-
17 constrained locomotion (Bootsma et al., 2016). Like Fajen and Warren (2004), Chardenon et
18 al. (2004) argued that the effects provoked by ground surface motion were opposite in
19 direction to the effects predicted by reliance on changes in optically-specified target-heading
20 angle (improperly denoted bearing angle) and could not, therefore, reflect an effect of
21 manipulating this informational quantity. Analogous to Fajen and Warren (2004), this led
22 them to conclude, by default, that participants must then have relied on egocentric target
23 direction. Once again, however, we argue that, because continuous displacement of the
24 environment with respect to the observer affects the pattern of change in the target's bearing
25 angle θ in ways opposite to its influence on the pattern of change in the target-heading angle
26 β_{os} , changes in the target's bearing angle can, in fact, explain the experimental effects
27 reported by Chardenon et al. (2004)³.

28
29 Because the target's bearing angle is defined with respect to an exocentric reference direction,
30 detection of changes in bearing angle does not require detection of heading direction. While
31 the latter may be recovered from global optic flow or from felt displacement, the former may
32 be recovered from local flow *around* the target, that is, from the relative motion of target with
33

34
35
36
37
38
39
40
41
42
43
44
45
46
47
48
49
50
51
52
53
54
55
56
57
58
59
60
61
62
63
64
65
66
67
68
69
70
71
72
73
74
75
76
77
78
79
80
81
82
83
84
85
86
87
88
89
90
91
92
93
94
95
96
97
98
99
100
101
102
103
104
105
106
107
108
109
110
111
112
113
114
115
116
117
118
119
120
121
122
123
124
125
126
127
128
129
130
131
132
133
134
135
136
137
138
139
140
141
142
143
144
145
146
147
148
149
150
151
152
153
154
155
156
157
158
159
160
161
162
163
164
165
166
167
168
169
170
171
172
173
174
175
176
177
178
179
180
181
182
183
184
185
186
187
188
189
190
191
192
193
194
195
196
197
198
199
200
201
202
203
204
205
206
207
208
209
210
211
212
213
214
215
216
217
218
219
220
221
222
223
224
225
226
227
228
229
230
231
232
233
234
235
236
237
238
239
240
241
242
243
244
245
246
247
248
249
250
251
252
253
254
255
256
257
258
259
260
261
262
263
264
265
266
267
268
269
270
271
272
273
274
275
276
277
278
279
280
281
282
283
284
285
286
287
288
289
290
291
292
293
294
295
296
297
298
299
300
301
302
303
304
305
306
307
308
309
310
311
312
313
314
315
316
317
318
319
320
321
322
323
324
325
326
327
328
329
330
331
332
333
334
335
336
337
338
339
340
341
342
343
344
345
346
347
348
349
350
351
352
353
354
355
356
357
358
359
360
361
362
363
364
365
366
367
368
369
370
371
372
373
374
375
376
377
378
379
380
381
382
383
384
385
386
387
388
389
390
391
392
393
394
395
396
397
398
399
400
401
402
403
404
405
406
407
408
409
410
411
412
413
414
415
416
417
418
419
420
421
422
423
424
425
426
427
428
429
430
431
432
433
434
435
436
437
438
439
440
441
442
443
444
445
446
447
448
449
450
451
452
453
454
455
456
457
458
459
460
461
462
463
464
465
466
467
468
469
470
471
472
473
474
475
476
477
478
479
480
481
482
483
484
485
486
487
488
489
490
491
492
493
494
495
496
497
498
499
500
501
502
503
504
505
506
507
508
509
510
511
512
513
514
515
516
517
518
519
520
521
522
523
524
525
526
527
528
529
530
531
532
533
534
535
536
537
538
539
540
541
542
543
544
545
546
547
548
549
550
551
552
553
554
555
556
557
558
559
560
561
562
563
564
565
566
567
568
569
570
571
572
573
574
575
576
577
578
579
580
581
582
583
584
585
586
587
588
589
590
591
592
593
594
595
596
597
598
599
600
601
602
603
604
605
606
607
608
609
610
611
612
613
614
615
616
617
618
619
620
621
622
623
624
625
626
627
628
629
630
631
632
633
634
635
636
637
638
639
640
641
642
643
644
645
646
647
648
649
650
651
652
653
654
655
656
657
658
659
660
661
662
663
664
665
666
667
668
669
670
671
672
673
674
675
676
677
678
679
680
681
682
683
684
685
686
687
688
689
690
691
692
693
694
695
696
697
698
699
700
701
702
703
704
705
706
707
708
709
710
711
712
713
714
715
716
717
718
719
720
721
722
723
724
725
726
727
728
729
730
731
732
733
734
735
736
737
738
739
740
741
742
743
744
745
746
747
748
749
750
751
752
753
754
755
756
757
758
759
760
761
762
763
764
765
766
767
768
769
770
771
772
773
774
775
776
777
778
779
780
781
782
783
784
785
786
787
788
789
790
791
792
793
794
795
796
797
798
799
800
801
802
803
804
805
806
807
808
809
810
811
812
813
814
815
816
817
818
819
820
821
822
823
824
825
826
827
828
829
830
831
832
833
834
835
836
837
838
839
840
841
842
843
844
845
846
847
848
849
850
851
852
853
854
855
856
857
858
859
860
861
862
863
864
865
866
867
868
869
870
871
872
873
874
875
876
877
878
879
880
881
882
883
884
885
886
887
888
889
890
891
892
893
894
895
896
897
898
899
900
901
902
903
904
905
906
907
908
909
910
911
912
913
914
915
916
917
918
919
920
921
922
923
924
925
926
927
928
929
930
931
932
933
934
935
936
937
938
939
940
941
942
943
944
945
946
947
948
949
950
951
952
953
954
955
956
957
958
959
960
961
962
963
964
965
966
967
968
969
970
971
972
973
974
975
976
977
978
979
980
981
982
983
984
985
986
987
988
989
990
991
992
993
994
995
996
997
998
999
1000

² To illustrate this with an example, let us assume that an agent is currently on an interception course with a uniformly-moving target, coming in from the right. In this situation the target, situated on the right, does not visually move (both target-heading angle and bearing angle are constant). A continuous rightward displacement of the environment optically specifies a leftward component of self-motion, thereby reorienting the agent's optically-specified heading direction with respect to the environment leftward. With the target situated on the right, this leads to *opening of the target-heading angle*. Since the target's bearing angle is defined, at the point of observation, by the target's direction with respect to the environment, the same continuous rightward displacement of the environment results in a leftward displacement of target with respect to the environment, thereby moving it inward from its (initially stable) position on the right. This leads to *closing of the target's bearing angle*.

³ As rightward displacement of the environment (here ground surface) leads to closing of the bearing angle for a target moving inward from the right (see footnote 1), reliance on changes in the target's bearing angle would bring the agent to accelerate. The opening of the target's bearing angle, induced by leftward displacement of the environment, would bring the agent to decelerate. These predictions perfectly correspond to the results reported by Chardenon et al. (2004).

1 respect to its visual surroundings provided by the environment (background and ground
2 surface texture elements and/or objects). As Cutting et al. (1995) eloquently reported in their
3 psychophysical study of information for avoiding (or provoking) collision with stationary and
4 moving objects: “When observers are fixated on a stationary object, their ability to find their
5 aimpoint is good and adequate to the task. When observers are fixated on a moving object, on
6 the other hand, (...) generally they have no clue where they are going.” (p. 635).
7
8

9 We have so far argued that the results of the locomotor interception studies of Fajen and
10 Warren (2004) and Chardenon et al. (2004) may be explained by participants’ reliance on
11 changes in the target’s bearing angle and would therefore not require evoking, as both these
12 studies did, the default option of reliance on changes in the target’s egocentric direction. What
13 further evidence do we have that pleads in favor of visual guidance of locomotor interception
14 by changes in the target’s bearing angle? As argued by Bootsma et al. (2016, cf. Ceyte et al.,
15 2021), direct evidence for any interception strategy requires defining such strategies not in
16 terms of rule-of-thumb heuristics (defining what one should be doing) but in terms of
17 dynamics (defining how one might get there), that is, in terms of how the system evolves over
18 time toward a steady-state regime. Adopting such a dynamical perspective leads one to focus
19 on transients rather than on steady-state regimes only. Modeling the behavioral dynamics of
20 steering control in locomotor interception in this spirit, Fajen and Warren (2007)
21 demonstrated that, contrary to their 2004 assertions, a steering model based on nulling
22 changes in target-heading angle could, in fact, not even adequately explain the interception
23 behavior (observed in their 2004 study) under stable environmental conditions. This, perhaps
24 surprising, inadequacy of the classical interception strategy (cf. Bootsma et al., 2016) notably
25 came to the fore when the target moved outward from an initial location directly ahead of the
26 walking participant. At the onset of such a trial the outward-moving target created an
27 immediate behavioral lag, characterized by the opening of the target-heading angle β . Under
28 this initial condition nulling changes in β , by nulling $d\beta/dt$, did not lead to the experimentally
29 observed steering ahead of the target, as all that could be accomplished by such a $d\beta/dt$ -
30 nulling interception strategy was reducing the β -lag over time. Modeling an interception
31 strategy based on nulling $d\theta/dt$, on the other hand, did systematically lead to the
32 experimentally observed steering ahead of the target. Thus, Fajen and Warren (2007)
33 concluded that the observed phenomena were only adequately captured by a strategy of
34 nulling changes in the target’s bearing angle.
35
36
37
38
39
40
41
42
43
44
45
46

47 In Fajen and Warren’s (2004) study, the target could initially be located straight ahead of the
48 participant (CENTER condition) or to the left or right (SIDE condition), with targets moving
49 at constant speed along Approach, Cross and Retreat directions (see **Fig. 2A** for definitions).
50 Using a simulated driving task, Ceyte et al. (2021) recently studied locomotor interception
51 with CENTER (0°) and SIDE (23°) initial target eccentricity conditions complemented by a
52 SIDE+ (32°) eccentricity condition and with target directions (Approach, Cross, Retreat)
53 complemented with a more direct Approach+ condition. Notwithstanding the task differences
54 (real walking vs. simulated driving, with the latter thus not including physical displacement),
55 Ceyte et al.’s (2021) overall pattern of results revealed strong similarities with Fajen and
56 Warren (2004)’s findings. Since under all three target eccentricity conditions participants
57
58
59
60
61
62
63
64
65

1 were again found to systematically steer ahead of the moving target, Ceyte et al.'s (2021)
2 results provided complementary evidence for an interception strategy relying on nulling
3 changes in the target's bearing angle (i.e., on nulling $d\theta/dt$) and, at the same time, against
4 reliance on changes in target-heading angle (i.e., on nulling $d\beta/dt$), whether it be defined
5 egocentrically or otherwise.
6

7
8 ***** Figure 2 (experimental conditions) about here *****
9

10 In the present experimental contribution, we explored whether a manipulation akin to that
11 used by Rushton et al. (1998) would affect interception behavior in the simulated locomotor
12 interception-by-steering task developed by Ceyte et al.'s (2021). To this end we compared
13 interception behavior under standard environmental conditions with interception behavior
14 when the virtual environment and target had been rotated 10° to the left or to the right. Before
15 proceeding with this experiment, however, we first ran a control experiment (including only
16 CENTER and SIDE target eccentricities and Approach, Cross and Retreat target directions) to
17 determine (i) whether Ceyte et al.'s (2021) SIDE+ target eccentricity and/or Approach+ target
18 direction conditions had not influenced behavior under the other six combinations of Target
19 Eccentricity and Target Direction conditions (used by Fajen & Warren, 2004, and in our Exp.
20 2) and (ii) to explore whether a particular phenomenon, namely the coming to the fore of
21 reversals in movement direction under specific combinations of target eccentricity and target
22 direction conditions, could be replicated. As will be detailed further on, both these issues are
23 relevant to operational predictions with respect to the effects of performing the simulated
24 interception-by-steering task under a constant 10° visual scene (i.e., target + virtual
25 environment) rotation.
26
27
28
29
30
31
32
33
34
35

36 **2. Experiment 1: CENTER and SIDE target eccentricities**

37 Experiment 1 thus had two objectives. In the first place we sought to replicate the overall
38 pattern of results reported by Ceyte et al. (2021) when using only CENTER and SIDE target
39 eccentricities combined with only Approach, Cross and Retreat target directions. If similar
40 results were observed in both cases, we may use the differential effects on interception
41 behavior observed under Ceyte et al.'s (2021) SIDE and SIDE+ target eccentricity conditions
42 for evaluating possible effects of the target + virtual environment rotation of Experiment 2. In
43 the second place, we sought to replicate the direction reversal phenomenon observed by Ceyte
44 et al. (2021) under the SIDE and SIDE+ eccentricities for the Cross and Retreat target
45 directions. For reasons of clarity, we briefly describe this phenomenon here.
46
47
48
49
50

51 In their 2007 modeling study of their 2004 averaged behavioral data, Fajen and Warren
52 reported one single observation that did not fit with interception behavior based on nulling
53 $d\theta/dt$: Under SIDE/Cross and SIDE/Retreat conditions locomotor paths revealed a slight S-
54 shaped bend. Steering under these specific conditions was characterized by a discreet initial
55 turn in the direction of the target followed by a reversal in movement direction (denoted RMD
56 hereafter), so that the target was finally intercepted on the opposite side of the initial
57 locomotor direction axis. Examining individual-trial (rather than overall-average) locomotor
58
59
60
61
62
63
64
65

1 paths, Ceyte et al. (2021) demonstrated that RMDs did indeed occur for the Cross and Retreat
2 target directions under both the SIDE and SIDE+ target eccentricity conditions. Interestingly
3 however, such RMDs were not observed on all trials of these particular conditions that
4 revealed a considerable degree of between-trial variation in the moment of initiation of the
5 first steering action. Trials with a RMD were in fact characterized by early initiation of the
6 participant's first steering action, while trials without a RMD were characterized by later
7 initiation of steering (see Ceyte et al., 2021, for details). The second objective of Experiment
8 1 was therefore to seek to replicate Ceyte et al.'s (2021) specific pattern of results with
9 respect to reversals in movement direction in the SIDE eccentricity condition.
10
11
12
13
14

15 **2.1. Materials and Methods**

16 *2.1.1. Participants*

17 Five students from Aix Marseille University (3 women and 2 men, mean age 22.4 ± 0.9 years)
18 voluntarily took part in the experiment. None of them had participated in any other
19 experiment using the same interception-by-steering task. Participants provided written
20 consent prior to participation. The study was conducted according to University regulations
21 and the Declaration of Helsinki.
22
23
24
25

26 *2.1.2. Task and procedure*

27 The experiment took place in a large virtual reality facility (<https://ism.univ-amu.fr/en/crvm>)
28 comprising four projection surfaces, each served by two projectors: a 3×3 -m floor and three
29 4 -m high \times 3 -m wide walls. The sidewalls were set at 90° angles with respect to the front
30 wall. A basic driving simulator, comprising a seat, a set of (here non-operative) pedals and a
31 steering wheel, was positioned in the middle of the floor surface. Stereopsis was ensured with
32 passive Infitec filter technology. Participants' stereo glasses were equipped with a
33 configuration of reflective markers. An eight-camera Advanced Realtime Tracking (ART,
34 Weilheim, Germany) optical system enabled real-time motion capture of head position. The
35 visual scene was refreshed at 60 Hz, taking into account the position and orientation of the
36 participant's head relative to the virtual environment.
37
38
39
40
41
42

43 The visual scene consisted of a large grass-like flat plain, containing both fine and gross
44 texture, bordered by distant mountains. The seated participant was instructed that on each trial
45 the goal was to steer the "car" so as to intercept a horizontally-moving yellow cylinder (2 -m
46 radius, 3 -m high) by driving through it. Prior to trial onset, the participant, moving at a
47 constant horizontal speed of 20 m/s, was to steer towards and subsequently align locomotor
48 direction with a yellow line on the plain's ground. Alignment was considered as accomplished
49 when the car's center (i.e., middle of the seat) attained a lateral distance of less than 3 cm with
50 respect to the middle of the line while moving in a direction deviating less than 0.1° from the
51 line orientation. This quite demanding requirement led participants to only minimally turn the
52 steering wheel in the last stages of alignment. Once the alignment criteria were met, the
53 yellow line disappeared and, at the same time, a red portal appeared 40 m ahead. Participants'
54 instructions stipulated that they should refrain from further steering from the moment onward
55
56
57
58
59
60
61
62
63
64
65

1 that correct alignment had been achieved and until they passed through the portal. In fact,
2 without the participants being aware of this, during that period the steering wheel was
3 deactivated with wheel orientation recalibrated to zero, so that when the participant crossed
4 the portal and the target appeared, they moved such that both $\phi = 0^\circ$ and $d\phi/dt = 0^\circ/s$. A trial
5 ended when the participant came within the target's circumference (successful interception)
6 or when the participant reached a position further than 20 m in depth (Z-axis) beyond the
7 current target position (missed trial).
8
9

10 In the experimental trials, targets were initially positioned at $Z = 60$ m and $X = 0.00$ m or
11 -25.35 m, with initial participant position serving as the origin of the reference frame. Targets
12 could thus appear at eccentricities of 0° (CENTER) and 23° (SIDE) to the left of the
13 participant's initial locomotor direction (see **Fig. 2A**). Targets moved at 10 m/s along Retreat,
14 Cross and Approach directions (oriented, respectively, $+30^\circ$, 0° , and -30° relative to the
15 perpendicular with respect to the participant's initial locomotor direction). All initial
16 conditions were also mirrored left/right and the data were subsequently collapsed for analysis.
17
18
19
20

21 The full set of 12 experimental conditions was presented in randomized order within a block
22 of trials. Participants performed five blocks, for a total of 60 trials (10 per mirror-collapsed
23 condition) and were invited to take a short break between blocks. Prior to the experiment
24 proper participants performed 12 familiarization trials with stationary targets.
25
26

27 *2.1.3. Data acquisition and analysis*

28
29 Participant position (x , z) and locomotor orientation (ϕ) data were sampled at 100 Hz. These
30 time series were subsequently filtered using a second-order Butterworth filter with a cut-off
31 frequency of 8 Hz and collapsed over mirror conditions. Time derivatives were obtained using
32 the Euler method. For each trial, the closest distance to the target was calculated,
33 corresponding to zero at first contact with the target's circumference for successful
34 interception trials and minimal Euclidean distance from the target's circumference for missed
35 trials. Time to closest distance was defined as the time from onset of the trial until the
36 moment the closest distance was reached.
37
38
39
40

41 The moment of initiation of the first steering action was determined for each trial as the time
42 after trial onset at which the participant's rate of change in locomotor direction ($d\phi/dt$)
43 exceeded 4 deg/s. A reversal in movement direction was defined as a lateral excursion of
44 more than 0.05 m following initiation of the first steering action accompanied by a subsequent
45 sign change in $d\phi/dt$ leading to a movement in the opposite lateral direction. Pre-reversal
46 excursion amplitude was defined as the largest initial lateral displacement before movement
47 direction was reversed.
48
49
50
51

52 Moment of initiation of the first steering action was analyzed using a repeated-measures
53 ANOVA with factors Eccentricity (CENTER, SIDE) and Direction (Approach, Cross,
54 Retreat). More localized effects were evaluated using Chi-squared tests for frequency
55 comparisons and Student t-tests for pre-reversal excursion amplitudes in trials with a reversal
56 in movement direction and moment of initiation in trials with and trials without a reversal in
57 movement direction. All tests were performed two-sided with significance level α set to 0.05.
58
59
60
61
62
63
64
65

2.2. Results

2.2.1. Interception performance

Overall, participants intercepted the target in 89.3% of the trials. Close to maximum performance was observed for the Cross and Retreat target directions under both the SIDE and CENTER eccentricity conditions. For the Approach target direction success rate was 80.0% for the SIDE and 64.0% for the CENTER eccentricity conditions (see **Table 1**). Even when a target was missed, participants generally came close, as attested to by the overall 0.06-m median closest distance to the target circumference for the 32 missed trials. Subsequent analyses were based on all trials.

***** Table 1 about here *****

2.2.2. Interception paths

The (time-averaged) mean interception paths followed by the participants are presented in **Figure 3** for the six combinations of Target Eccentricity and Target Direction. Inspection of the path shapes observed in the present study revealed strong similarities to those of Ceyte et al. (2021) for the corresponding conditions (i.e., CENTER and SIDE eccentricities combined with Approach, Cross and Retreat target directions). Under the CENTER conditions interception paths were once again characterized by an early, relatively sharp initial turn followed by a straightening out of the interception path, with the latter being most clearly visible for the Retreat and Cross target directions. We again emphasize that, because CENTER conditions caused participants to initially lag the target, the straightening out of the path cannot be accounted for by the interception strategy of nulling changes in target-heading angle β . As pointed out by Fajen and Warren (2007) and Ceyte et al. (2021), such a $d\beta/dt$ -nulling strategy cannot explain the sign change in β that necessarily accompanies the change from the initial lag situation (target to the right of participant heading direction, see **Fig. 3**) to the later lead situation (target to the left of participant heading direction). This is even more clearly visible in **Figure 4**, presenting the evolution over time of target-heading angle β and the target's bearing angle θ : the initial lag created under the CENTER eccentricity condition is visible as the early dip below zero (opening) of β for all three target directions. Participants' steering behavior then rapidly led them to lead the target, visible as the switch from negative to positive β -values within the first seconds after trial onset. Under the SIDE conditions participants more gradually turned towards the final interception locations, on the left for the Approach direction and on the right for the Cross and Retreat direction. We note that this pattern of results can be understood as resulting from an interception strategy based on nulling changes in the target's bearing angle.

***** Fig. 3 (Exp. 1 - mean paths) about here *****

The overall pattern of results thus also closely corresponded to that of Fajen and Warren (2004), with one main difference: As in Ceyte et al. (2021), we did not find a clearly visible S-shaped bend in the initial part of the average interception paths for the Cross and Retreat target directions under the SIDE eccentricity condition, but (again as in Ceyte et al., 2021),

we did observe—as detailed further on—the expected reversals in movement direction at the level of individual trials.

***** Fig. 4 (Exp. 1 – angles over time) about here *****

2.2.3. *Moment of initiation of the first steering action*

A repeated-measures ANOVA with the factors Eccentricity (CENTER, SIDE) and Direction (Retreat, Cross, Approach) revealed a significant main effect of Eccentricity ($F(1, 4) = 296.00, p < 0.001, \eta^2_p = 0.99$). Similar to Ceyte et al.'s (2021) findings, the earliest steering actions were observed under the CENTER condition where participants initiated steering about 0.5 s after the target appeared for all target directions. Steering initiation occurred later under the SIDE condition, after 0.76, 0.99 and 1.00 s on the average for the Approach, Cross and Retreat Target Directions, respectively (see **Table 1**).

2.2.4. *Reversals in movement direction*

Overall, a reversal in movement direction (RMD) was detected in 36 (i.e., 12.0%) of the total of 300 trials. This low overall percentage of trials with a RMD was expected, as trials with a RMD were hypothesized to occur under the SIDE/Cross and SIDE/Retreat target conditions only (i.e., two out of six conditions). In line with this hypothesis and again corroborating Ceyte et al.'s (2021) findings, the presence of RMD trials was not randomly distributed over the experimental conditions ($\chi^2(5) = 112.76, p < 0.0001$). Indeed, as expected, the grand majority ($n = 34$) of RMD trials occurred under the SIDE/Cross ($n = 23; 46.0%$) and SIDE/Retreat ($n = 11; 22.0%$) conditions. The remaining two RMD trials were observed under the SIDE-Approach condition; no RMD trials were observed under the CENTER eccentricity condition. RMD trials were detected for all participants ($n = 5$ to 9 range), indicating that their coming to the fore was not participant-specific. Performance on the task was not noticeably affected by the presence of a RMD, as demonstrated by the overall 91.7% success rate of trials with a RMD.

Figure 5 presents all individual trial paths for each of the Cross and Retreat target directions under the CENTER and SIDE eccentricity conditions. Zooming in on lateral displacement, this figure brings out the co-existence of trials with and without a RMD within the same subset of experimental conditions (i.e., Cross and Retreat target directions under the SIDE eccentricity conditions).

***** Figure 5 (Exp. 1 - individual paths) about here *****

Finally, for the Cross and Retreat target directions under the SIDE eccentricity condition, comparison of the trials with a RMD and the trials without a RMD revealed that the former were consistently initiated earlier than the latter ($M \pm SD$ respectively 0.85 ± 0.36 s and 1.07 ± 0.38 s, $t(98) = 2.84, p = 0.0055$). Moreover, within the set of trials with a RMD, the pre-reversal excursion amplitude was negatively correlated with the moment of initiation of the first steering action, indicating that earlier initiation was accompanied by larger excursion

1 amplitudes before heading direction was reversed ($r(32) = -0.61, p = 0.001$). These findings
2 thus closely corresponded to the pattern of results reported by Ceyte et al. (2021).
3
4

5 6 **2.3. Discussion**

7
8 The goal of this preliminary experiment was to replicate Ceyte et al.'s (2021) study when
9 target eccentricity was limited to two initial conditions (CENTER and SIDE) and target
10 direction was limited to three conditions (Approach, Cross, and Retreat), as was the case in
11 Fajen and Warren's (2004) study and implemented in our Experiment 2. The overall pattern
12 of results from this preliminary replication experiment clearly corroborated Ceyte et al.'s
13 (2021) findings, both qualitatively and quantitatively. First, the locomotor paths observed
14 under the CENTER eccentricity condition once again systematically revealed steering ahead
15 of the target, thereby anew demonstrating that steering behavior was generally compatible
16 with a strategy of nulling changes in the target's bearing angle and not with a strategy of
17 nulling changes in the target-heading angle (nor in egocentric target direction for that matter).
18 Second, under the SIDE eccentricity conditions Cross and Retreat target directions gave rise
19 to reversals in movement direction in, respectively, 46.0% and 22.0% of the trials. As these
20 RMDs were associated with early initiation of the first steering action, these results confirm
21 that the control of steering is not exclusively based on first-order (i.e., rate-of-change based)
22 information, but that, at least early on, target position related information also plays a role (cf.
23 Bootsma et al., 2016; Ceyte et al., 2021).
24
25
26
27
28
29
30
31
32
33

34 **3. Experiment 2: Rotation of the visual scene (target + virtual environment)**

35
36 Using the 2×3 target eccentricity and direction conditions design of Experiment 1, in
37 Experiment 2 we explored the effects of a stepwise 10° rotation of the target and virtual
38 environment (denoted TVE hereafter). This manipulation is akin to that of Rushton et al.
39 (1998), while avoiding the flow-warping distortion effects of displacing prism glasses
40 reported by Warren et al. (2001). To pinpoint the effect of such a TVE rotation on potential
41 information sources for locomotor interception, we stipulate once more that these information
42 sources differ in the reference they are defined by. The target's bearing angle (θ) is defined by
43 its eccentricity at the point of observation with respect to an exocentric (environment-based)
44 reference direction and is therefore not influenced by a given TVE rotation, as from the onset
45 of a trial both the target and the environment are rotated in the same way (i.e., in the same
46 direction and to the same extent). The optically-specified target-heading angle (β_{os}) is defined
47 by the target's eccentricity at the point of observation with respect to the agent's current
48 direction of motion. Influencing target eccentricity and agent heading direction in the same
49 way, a constant TVE Rotation therefore does not influence the target-heading angle β_{os} either.
50 When the target's egocentric direction is defined relative to the body midline (Rushton et al.'s
51 1998 definition), however, TVE rotation does affect this potential information source (β_{e1}), as
52 the body midline orientation remains identical while the target is displaced. For sake of
53 completeness, we note that in our simulated interception-by-steering task, egocentric direction
54
55
56
57
58
59
60
61
62
63
64
65

1 as defined by felt locomotor displacement (β_{e2} , Fajen and Warren's 2004 definition) is simply
2 not available. We also note that TVE rotation would not be expected to have any effect on
3 interception behavior if participants would uniquely rely on the rate-of-change in any
4 particular angle, either because they are simply not affected by the manipulation or because
5 offset is constant (as for β_{e1}).
6

7
8 As can be seen from **Figure 2B**, by applying an outward 10° TVE rotation (referred to
9 hereafter as R+), for the SIDE condition the target's initial egocentric eccentricity increases
10 from 23° to 33°, corresponding closely to the target's true initial 32° eccentricity under the
11 SIDE+ condition explored in Ceyte et al. (2021). A 10° TVE rotation in the same direction
12 (R+) applied to the CENTER condition and an inward 10° TVE rotation (R-) applied to the
13 SIDE condition give rise to quite similar (13° and 10°, respectively) new egocentric
14 eccentricity conditions (see **Fig. 2B**), that we may refer to as an imaginary SIDE- condition.
15 If early on participants were to rely on egocentric target direction in the control of their
16 interception behavior, we can thus formulate a set of specific predictions with respect to the
17 behavior expected under R+ and R- TVE rotation conditions compared to the R0 control
18 condition, based on the differential results observed by Ceyte et al. (2021) under the true
19 SIDE+, SIDE and CENTER eccentricity conditions. In formulating these predictions, we
20 concentrate on the Cross and Retreat target directions exclusively.
21
22

23 *Egocentric Target Direction predictions with respect to the first steering action*

24
25
26
27
28
29 In Ceyte et al.'s (2021) study and replicated in Exp. 1, the earliest steering initiation was
30 observed under the CENTER eccentricity condition, with moments of initiation around 0.5 s
31 for all target directions. Ceyte et al. (2021) also observed that, for each target direction,
32 steering was initiated earlier under the SIDE+ than under the SIDE eccentricity condition (see
33 their Table 1). Under the SIDE eccentricity of Experiment 2 the increased egocentric target
34 direction of the R+ condition should (in comparison to the SIDE R0 control condition)
35 therefore lead to earlier initiation. By extrapolation, the decreased egocentric target direction
36 of the SIDE R- condition should (in comparison to the SIDE R0 control condition) therefore
37 lead to later initiation. With the SIDE R- condition closely resembling the CENTER R+
38 condition in terms of initial egocentric target direction (together forming the imaginary SIDE-
39 eccentricity), the CENTER R+ condition should (compared to the CENTER R0 condition)
40 lead to later initiation, with moments of initiation for the two conditions of the imaginary
41 SIDE- eccentricity condition being value-wise close together.
42
43

44 *Egocentric Target Direction predictions with respect to reversals in movement direction*

45
46
47
48
49 In Ceyte et al.'s (2021) study, a larger proportion of trials with a RMD were observed under
50 the SIDE+ than under the SIDE eccentricity conditions. Under the SIDE eccentricity of
51 Experiment 2, the increased egocentric target direction of the R+ condition should (in
52 comparison to the R0 control condition) therefore also lead to an increase in the proportion of
53 trials with a RMD. By extrapolation, the decreased egocentric target direction of the R-
54 condition should then lead to a smaller proportion of trials with a RMD and, by the same
55
56
57
58
59
60
61
62
63
64
65

1 token, a comparable proportion of trials with a RMD should come to the fore under the
2 CENTER R+ condition.
3
4

5 **3.1.Method**

6 *3.1.1. Participants*

7
8
9 Sixteen students from Aix Marseille University (8 women and 8 men, mean age 24.3 ± 2.0
10 years) voluntarily took part in the experiment. None of them had participated in any other
11 experiment using the same interception task. Participants provided written consent prior to
12 participation. The study was conducted according to University regulations and the
13 Declaration of Helsinki.
14
15

16 *3.1.2. Task and procedure*

17
18
19 Apart from the addition of constant TVE rotation conditions, the task and procedure were
20 identical to that described for Experiment 1, including CENTER and SIDE initial target
21 eccentricities and Approach, Cross and Retreat target directions. These experimental
22 conditions were combined with a TVE Rotation condition in which the target + virtual
23 environment were rotated. While all of the participants performed the task under the control
24 condition of 0° TVE rotation (R0), eight of them also performed all six combinations of
25 Target Eccentricity (CENTER, SIDE) and Target Direction (Approach, Cross, Retreat) under
26 a 10° leftward TVE rotation; the other eight participants performed the same six combinations
27 of Target Eccentricity and Target Direction under a 10° rightward TVE rotation. As can be
28 seen from **Figure 2B**, leftward rotation increased egocentric eccentricity for the left SIDE
29 condition, with the rightward-moving targets thereby constituting the six R+ rotation
30 conditions for the 10° -leftward rotation participant group. Note that for this participant group,
31 the (mirror) leftward-moving trajectories (where the same leftward rotation decreased
32 egocentric eccentricity for the right SIDE condition) constituted the six R- rotation
33 conditions. Conversely, for the 10° -rightward rotation participant group, the leftward-moving
34 trajectories constituted the R+ rotation conditions and the rightward-moving trajectories
35 constituted the R- rotation conditions.
36
37
38
39
40
41
42

43
44 In the leftward-rotation group, half of the participants first performed the task under the no-
45 rotation conditions and then under leftward-rotation conditions, while the other half first
46 performed the task under the leftward-rotation conditions and then under the no-rotation
47 conditions. The same procedure was applied to the rightward-rotation group.
48
49

50 The (mirrored) set of 12 combinations of Target Eccentricity (CENTER, SIDE) and Target
51 Direction (Approach, Cross, Retreat) was again presented in randomized order within a block
52 of trials. Participants performed five blocks under both the no-rotation and (participant-group
53 specific) rotation conditions, for a total of 120 trials and were invited to take a short break
54 between blocks. Prior to the experiment proper participants performed 12 familiarization trials
55 with stationary targets.
56
57
58
59
60
61
62
63
64
65

1 For analysis, data were collapsed over groups, giving rise to 10 trials per Target Eccentricity
2 and Target Direction combination under the R0 rotation condition and five trials per
3 participant per Target Eccentricity and Target Direction combination under both the R+
4 condition and the R- rotation condition.
5

6 3.1.3. Data acquisition and analysis

7
8 Data acquisition and analysis was identical to that described for Experiment 1, except that
9 statistical analysis now included three factors: TVE Rotation (R0, R+, R-), Target
10 Eccentricity (SIDE, CENTER) and Target Direction (Approach, Cross, Retreat).
11
12
13
14

15 3.2. Results

16 3.2.1. Interception performance

17
18 Participants intercepted the targets in 89.0%, 90.2% and 89.4% of the trials under the R0, R+
19 and R- conditions, respectively. As in Experiment 1, success rate was close to maximum for
20 the Cross and Retreat target directions under both the CENTER and SIDE eccentricities and
21 lower under de Approach target direction, especially under the SIDE eccentricity (see **Table**
22 **2**). TVE rotation did not affect performance to any noticeable extent. Even on the 204 missed
23 trials (out of the total of 1920 trials) participants generally came close to the target (overall
24 median closest distance 0.06 m). Subsequent analyses were based on all trials.
25
26
27
28

29 3.2.2. Interception Paths

30
31 As shown in **Figure 6**, the average interception paths for the R0 condition were very similar
32 to those observed in Experiment 1 (cf. Ceyte et al., 2021, and Fajen & Warren, 2004). TVE
33 rotation did not affect mean paths to any remarkable degree; still, relative to the R0 condition,
34 under the Retreat and Cross target direction conditions average paths were shifted slightly to
35 the left for the R+ condition and to right left for the R- condition. Time until closest distance
36 (TCD; see Table 2) was reached was not affected by TVE rotation conditions.
37
38
39
40

41 ***** Figure 6 (mean interception paths) about here *****
42

43 3.2.3. Moment of initiation

44
45 As in Experiment 1, the earliest steering actions were observed under the CENTER condition
46 where participants initiated steering around 0.5 s after the target appeared for all target
47 directions under all TVE Rotation conditions (see **Table 2**). A repeated-measures ANOVA
48 with the factors TVE Rotation (R0, R+, R-), Eccentricity (CENTER, SIDE), and Direction
49 (Approach, Cross, Retreat,) revealed significant main effects for all three factors (Rotation:
50 $F(2,30) = 5.49, p < 0.009, \eta^2_p = 0.27$; Eccentricity: $F(1,15) = 171.44, p < 0.001, \eta^2_p = 0.92$;
51 Direction $F(2,30) = 46.79, p < 0.001, \eta^2_p = 0.76$), as well as significant two-way interactions
52 (Rotation \times Eccentricity, $F(2,30) = 4.36, p < 0.022, \eta^2_p = 0.23$, Eccentricity \times Direction,
53 $F(2,30) = 45.08, p < 0.001, \eta^2_p = 0.75$, and Rotation \times Direction, $F(4,60) = 3.08, p < 0.023,$
54 $\eta^2_p = 0.17$) and a three-way interaction between the factors Rotation, Eccentricity, and
55 Direction ($F(4,60) = 3.55, p < 0.012, \eta^2_p = 0.19$). Post-hoc Newman-Keuls analysis of the
56
57
58
59
60
61
62
63
64
65

1 overarching triple interaction confirmed that under the CENTER Eccentricity, moments of
2 initiation did not significantly vary over Rotation and Direction conditions. While under the
3 SIDE Eccentricity, moments of initiation observed for the Approach direction did not
4 significantly vary over Rotation conditions either, an effect of Rotation was found for the
5 Cross and Retreat target directions: moments of initiation were significantly later (p 's < 0.01)
6 under the R+ condition than under the R- condition (Cross: 1.37 s \pm 0.28 s and 1.19 s \pm 0.23
7 s, respectively; Retreat: 1.24 s \pm 0.37 s and 1.13 s \pm 0.34 s, respectively). Significant
8 differences involving R0 were only observed for the Cross target direction, where steering
9 actions were initiated significantly later (p < 0.001) under the R+ condition than under the R0
10 condition (1.25 s \pm 0.24 s). This pattern of results does not fit with predictions based on early
11 reliance on egocentric target direction, as, for instance, earlier (rather than later, as found)
12 moments of initiation were then expected under the SIDE/R+ conditions than under the
13 SIDE/R0 conditions.
14
15
16
17
18

19 ***** Table 2 about here *****
20

21 3.2.4. Reversals in movement direction 22

23 Trials with a RMD were detected in 184 (i.e., 9.6%) of the total of 1920 trials. As expected,
24 the grand majority (n = 152) of these RMD trials was observed under the SIDE eccentricity
25 condition for the Cross (n = 92, 28.8%) and Retreat (n = 60, 18.8%) target directions. The
26 other 32 RMD trials were distributed over the remaining conditions, occurring only rarely in
27 each (see **Table 3**). Although two participants did not reveal any trials with a RMD under the
28 R0 Rotation condition⁴, all participants revealed RMD trials under the R+ and R- Rotation
29 conditions. The presence of RMD was thus once again not participant-specific. The presence
30 of a RMD did not noticeably degrade performance, as interception was achieved in 94.1% of
31 the RMD trials.
32
33
34
35
36

37 ***** Table 3 about here *****
38

39 Overall, contrary to egocentric direction-based predictions, no effect of Rotation condition on
40 the frequency of RMD trials observed for the Cross and Retreat directions could be
41 demonstrated (R0: 82 of total 320 trials = 25.6%; R+: 43 of total 160 trials = 26.9%; R-: 27 of
42 total 160 trials = 16.9%; $\chi^2(2) = 4.12, p = 0.1275$). As in Experiment 1 and in Ceyte et al.
43 (2021), however, more RMD trials were observed for the Cross direction (n = 92) than for the
44 Retreat direction (n = 60; $\chi^2(1) = 6.74, p = 0.0009$). Moreover, RMD trials for the Cross and
45 Retreat directions were, once again, initiated (0.93 s \pm 0.34 s) significantly earlier ($t(638) =$
46 10.33, $p < 0.0001$) than NoRMD trials (1.31 s \pm 0.41 s). Finally, for the RMD trials maximal
47 pre-reversal excursion amplitude was negatively related to the first moment steering action
48 ($r(150) = -0.51, p < 0.0001$).
49
50
51
52
53
54
55

56
57 ⁴ We note that the two participants that did not reveal RMD trials under the R0 (control) condition were found to
58 initiate their first steering action significantly later than all other participants together (0.87 s \pm 0.42 s versus
59 0.76 s \pm 0.40 s; $t(958) = 2.76, p = 0.0029$). Later initiation is generally associated with less RMD trials.
60
61
62
63
64
65

3.3. Discussion

Experiment 2 once more closely replicated the pattern of results of Ceyte et al. (2021). Most importantly, as expected RMDs were again almost exclusively observed for the Cross and Retreat target directions under the SIDE eccentricity conditions and such RMDs occurred on trials with an early initiation of the first steering action. The observed effects of TVE rotation did not, however, support the hypothesis of an early reliance on egocentric target direction. Let us consider these effects in the light of our egocentric target direction-based predictions.

The first set of predictions concerned the moment of initiation of the first steering action, under the SIDE and under the CENTER target eccentricities. Under the SIDE eccentricity conditions, the first steering action was expected to occur earlier under R+ (resembling Ceyte et al.'s SIDE+ condition) and later under R- rotation conditions, compared to the R0 control condition. While a statistically significant difference with R0 was only found under the R+ rotation condition for the Cross target direction, the difference between R+ and R- rotation conditions did reach significance for both the Cross and Retreat target directions. Yet, initiation of the first steering action occurred later (rather than earlier) under the R+ than under the R0 and R- rotation conditions. Under the CENTER eccentricity conditions, compared to the R0 control condition, the first steering action was expected to occur later under the R+ rotation condition and, value-wise, be close to that observed under the SIDE/R- condition, as this combination constituted the (imaginary) SIDE- eccentricity condition. No such an effect was observed, with moment of initiation of the first steering action systematically being close to 0.5 s under all CENTER eccentricity conditions. The second set of predictions concerned the presence and proportions of trials with a RMD. Under the SIDE eccentricity conditions, for both the Cross and Retreat target directions the proportion of trials with a RMD was expected to be higher under R+ (resembling Ceyte et al.'s SIDE+ condition) and lower under R- rotation conditions, compared to the R0 control condition. Moreover, under the CENTER eccentricity conditions, the presence of trials with a RMD was expected to emerge under the R+ rotation condition with a proportion close to that that observed under the SIDE/R- condition, as this combination constituted the (imaginary) SIDE- eccentricity condition. None of these predicted effects with respect to RMDs were observed.

4. General Discussion

The present contribution explored the visual guidance of locomotor interception by firstly addressing the question whether egocentric target direction plays a consequential role therein, as asserted by Rushton et al. (1998), Fajen and Warren (2004) and Chardenon et al. (2004). To this end, we began by examining the evidence presented in each of these studies, leading us to consider that methodological and/or conceptual shortcomings seriously undermined their conclusions. In short, Rushton et al.'s (1998) displacing-prism-glasses study, suggesting pursuit-like behavior based on egocentric target direction, was rather limited in scope, performed in a poorly-structured environmental with uncontrolled (but apparently very low

1 speed) target motion. The two other studies (Fajen & Warren, 2004; Chardenon et al., 2004),
2 evaluating the effects of moving the (virtual) environment during interception, concluded in
3 favor of reliance on changes in egocentric target direction *by default*, because the observed
4 phenomena could not be explained by the only alternative (reliance on changes in target-
5 heading angle) considered. Distinguishing the effects predicted by reliance on changes in the
6 target's bearing angle from those predicted by reliance on changes in the target-heading angle,
7 we showed that the phenomena observed in both studies could in fact be explained by reliance
8 on changes in the target's bearing angle.
9

10
11 With Rushton et al.'s (1998) study thus being the only one to provide at least a pointer
12 towards a potential role of egocentric target direction in locomotor interception, in the present
13 contribution we called upon an experimental manipulation akin to theirs. To this end we
14 explored the effects on interception behavior of a constant rotation of the visual scene, that is
15 of both the (virtual) environment and the target. We did this in the framework of an
16 experimental situation (targets moving uniformly from SIDE and CENTER initial
17 eccentricities) also allowing distinctive patterns of behavior to emerge when participants
18 relied on (changes in) the target-heading angle β or on (changes in) the target's bearing angle
19 θ . While an interception strategy based on $d\theta/dt$ -nulling is capable of explaining almost all
20 aspects of observed locomotor behavior, Ceyte et al.'s (2021) study pinpointed a phenomenon
21 that was not compatible with such full reliance on the rate of change in the target's bearing
22 angle: under SIDE eccentricity conditions, participants regularly, although not consistently,
23 first steered in the direction of the target, before reversing direction and steering onto an
24 interception course. Such reversals in movement direction (RMD) were observed for the
25 Cross and Retreat target directions, where the target was captured on the side opposite to
26 initial target position, defined with respect to initial participant heading. Indeed, under these
27 conditions the moment of initiation of the first steering action appeared to determine whether
28 a RMD occurred or not, with early initiation being associated with the presence of RMDs.
29 Moreover, when a RMD was observed, the amplitude of the initial movement in the direction
30 of the target was larger the earlier the first steering action had been initiated. Finally, Ceyte et
31 al. (2021) demonstrated that a larger initial target eccentricity gave rise to a higher proportion
32 of trials with a RMD. In each of the two experiments reported in the present study we fully
33 replicated Ceyte et al.'s above-described pattern of results for the CENTER and SIDE
34 eccentricity conditions. We thus confirmed the selective appearance of trials with a RMD for
35 specific combinations of initial target eccentricity and target motion direction. Moreover, we
36 confirmed the co-existence of trials with a RMD and trials without a RMD under these
37 specific initial conditions, with RMDs appearing only for trials with an early initiation of the
38 first steering action. These RMD related results were observed for (almost) all participants
39 and were thus not participant-specific. For uniformly-moving targets this direction-reversal
40 phenomenon indicates that the information used cannot be purely first-order (i.e., rate-of-
41 change based). It therefore echoes the angle-of-approach effect observed in direction-
42 constrained manual (Arzamarski et al., 2007; Dessing and Craig, 2010; Dessing et al., 2005;
43 2009; Jacobs and Michaels, 2006; Ledouit et al., 2013; Michaels et al., 2006; Montagne et al.,
44 1999; Peper et al., 1994) and locomotor (Bootsma et al., 2016) interception, also indicating
45
46
47
48
49
50
51
52
53
54
55
56
57
58
59
60
61
62
63
64
65

1 that the information used cannot be purely first-order but carries traces of an influence of
2 initial target position.

3 While clearly not being able to explain the generally observed behavioral patterns of
4 locomotor interception, egocentric target direction might therefore play a role early on, when
5 the agent discovers the target. The predictions tested with respect to the effects on
6 interception behavior that such an early role of egocentric target direction would evoke
7 concerned both the timing of the moment of initiation of the first steering actions and the
8 characteristics of RMDs. The results clearly did not comply with these predictions. Predicted
9 to be earlier, initiation under the augmented (R+) SIDE target eccentricity was in fact found to
10 be later relative to its R0 control. None of the other predictions bore out either, whether they
11 concerned the initiation of first steering action when initial target direction (R+) was affected
12 under the CENTER or the proportion of trials with a RMD under R+ and R- rotation
13 conditions. How, then, should we interpret the overall pattern of result?
14
15
16
17
18

19 As argued by Bootsma et al. (2016), in the direction-constrained paradigm reasoning on the
20 basis of the target's bearing angle allows one to consider (full or partial) reliance on zeroth-
21 order (i.e., position-related) information in the control of locomotion, while reasoning on the
22 basis of target-heading angle does not. The angle-of-approach effect observed in their study
23 led Bootsma et al. (2016) to suggest that both first- and zeroth-order bearing angle
24 information (i.e., $d\theta/dt$ and θ) played a role in intercepting rectilinearly moving targets.
25 Rather than resorting to some unprincipled combination of two information sources, Bootsma
26 et al. (2016) proposed reliance on fractional-order information $d\theta^\alpha/dt^\alpha$, with α slightly below
27 1 for (quasi) uniformly moving targets. Because fractional-order change is not locally defined,
28 but integrates recent history, acting as "shadows on the walls" as Podlubny (2002) put it, the
29 initial target position θ plays a role early on. We might thus speculate that, being the first
30 available information, egocentric target position could perhaps simply serve to determine the
31 environmental reference providing θ_0 , but further work is needed on this subject.
32
33
34
35
36
37
38

39 However all this may be, the two experiments of the present contribution once again
40 confirmed that in a structured environment locomotor interception is not guided by (i) a
41 strategy based on nulling egocentric target direction (i.e., β_{e1} -nulling), as suggested by
42 Rushton et al. (1998), (ii) a strategy based on nulling changes in egocentric target direction
43 (i.e., $d\beta_{e2}/dt$ -nulling), as suggested by Fajen and Warren (2004; also see Rushton & Allison,
44 2013), or (iii) a strategy based on nulling optically-specified changes in target-heading angle
45 (i.e., $d\beta_{os}/dt$ -nulling, as suggested by Zhao et al. (2019, 2021). The general results are,
46 however, once again compatible with a strategy of nulling changes in the target's bearing
47 angle (with the caveat that such change-nulling is based on $d\theta^\alpha/dt^\alpha$ rather than on
48 conventional $d\theta/dt$ -nulling).
49
50
51
52
53

54 Change in bearing angle is specified by local flow *around* the target. This can be most simply
55 illustrated in the situation of a structured background against which the target is seen: the
56 target's bearing angle is constant if the target does not move relative to the background.
57 Change in the target's bearing angle is thus specified by relative motion between the target
58
59
60
61
62
63
64
65

1 and its (surrounding) background⁵. But even when the background is not sufficiently
2 structured, changes in the target's bearing angle can be recovered from local target motion
3 with respect to a structured ground plane or local motion parallax of ground surface elements
4 around the target (cf. Cutting et al., 1995). It is thus only in the situation of an absence of any
5 useful environmental structure that the strategy of nulling changes in the target's bearing
6 angle cannot be used. The agent, then, cannot but revert to a strategy based on (changes in)
7 egocentric target direction, as this is the only information available. This was most likely the
8 case in Rushton et al.'s (1998) study, where uncontrolled (and apparently low) target speed
9 evoked pursuit-like interception behavior.
10
11

12
13 Finally, the present work leads us launch a plea in favor of a clear distinction and systematic
14 labeling of potential information sources. Neither Fajen and Warren (2004) nor Chardenon et
15 al. (2004) clearly distinguished target-heading angle β from the target's bearing angle θ ,
16 resulting in the erroneous default-based conclusion in favor of egocentric target direction. In
17 fact, the literature on direction-constrained locomotor interception has almost systematically
18 referred to the target's bearing angle when, in fact, the work focused on the target-heading
19 angle (Bastin et al., 2006, 2008; Chardenon et al., 2002, 2004, 2005; Chohan, 2006, 2008;
20 Francois et al., 2011; Lenoir et al., 1999a, 1999b, 2002; Morice et al., 2010; also see
21 Louveton et al., 2010, 2012)⁶. The confusion between potential information sources, due to
22 non-systematic distinction and labeling, is quite wide-spread throughout the animal literature
23 as well; as an example, Kane et al. (2014) refer to target-heading angle as bearing angle and
24 to bearing angle as absolute target direction. Our plea in favor of a clear distinction and
25 systematic labelling of potential information sources not only applies to reporting of one's
26 own work, but also to interpreting and reporting results of other studies.
27
28
29
30
31
32
33
34
35
36
37
38
39
40
41
42
43
44
45
46
47
48
49

50
51 ⁵ Lenoir et al.'s (1999b) results with respect to a background effect on interception behavior might in this light
52 be re-interpreted as relating to the detection of changes in the target's bearing angle (facilitated in the presence of
53 a textured background) than rather than as relating to perceived target speed, because perceived target speed is
54 not a pertinent variable in the framework of the proposed locomotor interception control strategy.
55

56 ⁶ Present contribution author RB co-authored several of these studies, at the time simply having been unaware of
57 the distinction. In direction-constrained locomotor interception paradigms used in those studies the two angles
58 indeed typically covary and the research focused on the interception control strategy of striving to null the rate of
59 angular change. Confounding target-heading angle with the target's bearing angle in a direction-constrained
60 paradigm is then not necessarily harmful ... unless, of course, experimental manipulations involve displacement
61 of the environment, as in Chardenon et al. (2004).
62
63
64
65

5. References

- 1
2 Arzamarski, R., Harrison, S. J., Hajnal, A., & Michaels, C. F. (2007). Lateral ball
3 interception: hand movements during linear ball trajectories. *Experimental Brain*
4 *Research*, 177(3), 312–323. <http://doi.org/10.1007/s00221-006-0671-8>
5
6 Bastin, J., Craig, C., & Montagne, G. (2006). Prospective strategies underlie the control of
7 interceptive actions. *Human Movement Science*, 25(6), 718–732.
8 <http://doi.org/10.1016/j.humov.2006.04.001>
9
10 Bastin, J., Jacobs, D. M., Morice, A. H. P., Craig, C., & Montagne, G. (2008). Testing the role
11 of expansion in the prospective control of locomotion. *Experimental Brain Research*,
12 191(3), 301–312. <http://doi.org/10.1007/s00221-008-1522-6>
13
14 Bootsma, R. J. (1998). Ecological movement principles and how much information matters.
15 In A. A. Post, J. R. Pijpers, P. Bosch, & M. S. J. Boschker (Eds.), *Models in Human*
16 *Movement Science* (pp. 51–63). Enschede: PrintPartners Ipskamp.
17
18 Bootsma, R. J., Fayt, V., Zaal, F. T. J. M., & Laurent, M. (1997). On the information-based
19 regulation of movement: What Wann (1996) may want to consider. *Journal of*
20 *Experimental Psychology. Human Perception and Performance*, 23(4), 1282–1289.
21 <http://doi.org/10.1037/0096-1523.23.4.1282>
22
23 Bootsma, R. J., Ledouit, S., Casanova, R., & Zaal, F. T. J. M. (2016). Fractional-order
24 information in the visual control of lateral locomotor interception. *Journal of*
25 *Experimental Psychology. Human Perception and Performance*, 42(4), 517–529.
26 <http://doi.org/10.1037/xhp0000162>
27
28 Ceyte, G., Casanova, R., & Bootsma, R. J. (2021). Reversals in Movement Direction in
29 Locomotor Interception of Uniformly Moving Targets. *Frontiers in Psychology*, 12,
30 562806. <http://doi.org/10.3389/fpsyg.2021.562806>
31
32 Chardenon, A., Montagne, G., Bueckers, M. J., & Laurent, M. (2002). The visual control of
33 ball interception during human locomotion. *Neuroscience Letters*, 334(1), 13–16.
34 [http://doi.org/10.1016/S0304-3940\(02\)01000-5](http://doi.org/10.1016/S0304-3940(02)01000-5)
35
36 Chardenon, A., Montagne, G., Laurent, M., & Bootsma, R. J. (2004). The perceptual control
37 of goal-directed locomotion: a common control architecture for interception and
38 navigation? *Experimental Brain Research*, 158(1), 100–108.
39 <http://doi.org/10.1007/s00221-004-1880-7>
40
41 Chardenon, A., Montagne, G., Laurent, M., & Bootsma, R. J. (2005). A robust solution for
42 dealing with environmental changes in intercepting moving balls, 37(1), 52–64.
43 <http://doi.org/10.3200/JMBR.37.1.52-62>
44
45 Chohan, A., Savelsbergh, G. J. P., van Kampen, P., Wind, M., & Verheul, M. H. G. (2006).
46 Postural adjustments and bearing angle use in interceptive actions. *Experimental Brain*
47 *Research*, 171(1), 47–55. <http://doi.org/10.1007/s00221-005-0239-z>
48
49 Chohan, A., Verheul, M. H. G., Van Kampen, P. M., Wind, M., & Savelsbergh, G. J. P.
50 (2008). Children's use of the bearing angle in interceptive actions, 40(1), 18–28.
51 <http://doi.org/10.3200/JMBR.40.1.18-28>
52
53 Cutting, J. E., Vishton, P. M., & Braren, P. A. (1995). How we avoid collisions with
54 stationary and moving objects. *Psychological Review*, 102(4), 627–651.
55 <http://doi.org/10.1037/0033-295X.102.4.627>
56
57 Dessing, J. C., & Craig, C. M. (2010). Bending it like Beckham: How to visually fool the
58 goalkeeper. *PLoS ONE*, 5(10), e13161. <http://doi.org/10.1371/journal.pone.0013161>
59
60 Dessing, J. C., Oostwoud Wijdenes, L., Peper, C. L. E., & Beek, P. J. (2009). Adaptations of
61 lateral hand movements to early and late visual occlusion in catching. *Experimental Brain*
62 *Research*, 192(4), 669–682. <http://doi.org/10.1007/s00221-008-1588-1>
63
64
65

- 1 Dessing, J. C., Peper, C. E., Bullock, D., & Beek, P. J. (2005). How position, velocity, and
2 temporal information combine in the prospective control of catching: Data and model.
3 *Journal of Cognitive Neuroscience*, *17*(4), 668–686.
4 <http://doi.org/10.1162/0898929053467604>
- 5 Fajen, B. R., & Warren, W. H. (2004). Visual guidance of intercepting a moving target on
6 foot. *Perception*, *33*(6), 689–715. <http://doi.org/10.1068/p5236>
- 7 Fajen, B. R., & Warren, W. H. (2007). Behavioral dynamics of intercepting a moving target.
8 *Experimental Brain Research*, *180*(2), 303–319. [http://doi.org/10.1007/s00221-007-0859-](http://doi.org/10.1007/s00221-007-0859-6)
9 [6](http://doi.org/10.1007/s00221-007-0859-6)
- 10 François, M., Morice, A. H. P., Blouin, J., & Montagne, G. (2011). Age-related decline in
11 sensory processing for locomotion and interception. *Neuroscience*, *172*, 366–378.
12 <http://doi.org/10.1016/j.neuroscience.2010.09.020>
- 13 Jacobs, D. M., & Michaels, C. F. (2006). Lateral interception I: operative optical variables,
14 attunement, and calibration. *Journal of Experimental Psychology. Human Perception and*
15 *Performance*, *32*(2), 443–458. <http://doi.org/10.1037/0096-1523.32.2.443>
- 16 Ledouit, S., Casanova, R., Zaal, F. T. J. M., & Bootsma, R. J. (2013). Prospective control in
17 catching: the persistent angle-of-approach effect in lateral interception. *PLoS ONE*, *8*(11),
18 e80827. <http://doi.org/10.1371/journal.pone.0080827>
- 19 Lenoir, M., Musch, E., Janssens, M., Thiery, E., & Uyttenhove, J. (1999a). Intercepting
20 Moving Objects During Self-Motion. *Journal of Motor Behavior*, *31*(1), 55–67.
21 <http://doi.org/10.1080/00222899909601891>
- 22 Lenoir, M., Musch, E., Savelsbergh, G. J. P., Thiery, E., Uyttenhove, J., & Janssens, M.
23 (1999b). Intercepting moving objects during self-motion: effects of environmental
24 changes. *Research Quarterly for Exercise and Sport*, *70*(4), 349–360.
25 <http://doi.org/10.1080/02701367.1999.10608055>
- 26 Lenoir, M., Musch, E., Thiery, E., & Savelsbergh, G. J. P. (2002). Rate of change of angular
27 bearing as the relevant property in a horizontal interception task during locomotion.,
28 *34*(4), 385–404. <http://doi.org/10.1080/00222890209601955>
- 29 Louveton, N., Bootsma, R. J., Guerin, P., Berthelon, C., & Montagne, G. (2012a). Intersection
30 crossing considered as intercepting a moving traffic gap: effects of task and
31 environmental constraints. *Acta Psychologica*, *141*(3), 287–294.
32 <http://doi.org/10.1016/j.actpsy.2012.08.003>
- 33 Louveton, N., Montagne, G., Berthelon, C., & Bootsma, R. J. (2012b). Intercepting a moving
34 traffic gap while avoiding collision with lead and trail vehicles: gap-related and
35 boundary-related influences on drivers' speed regulations during approach to an
36 intersection. *Human Movement Science*, *31*(6), 1500–1516.
37 <http://doi.org/10.1016/j.humov.2012.07.010>
- 38 Michaels, C. F., Jacobs, D. M., & Bongers, R. M. (2006). Lateral interception II: predicting
39 hand movements. *Journal of Experimental Psychology. Human Perception and*
40 *Performance*, *32*(2), 459–472. <http://doi.org/10.1037/0096-1523.32.2.459>
- 41 Montagne, G., Laurent, M., Durey, A., & Bootsma, R. J. (1999). Movement reversals in ball
42 catching. *Experimental Brain Research*, *129*(1), 87–92.
43 <http://doi.org/10.1007/s002210050939>
- 44 Morice, A. H. P., François, M., Jacobs, D. M., & Montagne, G. (2010). Environmental
45 constraints modify the way an interceptive action is controlled. *Experimental Brain*
46 *Research*, *202*(2), 397–411. <http://doi.org/10.1007/s00221-009-2147-0>
- 47 Peper, L., Bootsma, R. J., Mestre, D. R., & Bakker, F. C. (1994). Catching balls: how to get
48 the hand to the right place at the right time. *Journal of Experimental Psychology. Human*
49 *Perception and Performance*, *20*(3), 591–612. <http://doi.org/10.1037/0096-1523.20.3.591>

- 1 Podlubny, I. (2002). Geometric and physical interpretation of fractional integration and
2 fractional differentiation. *Fractional Calculus & Applied Analysis*, 5(4), 367–386.
- 3 Rushton, S. K., & Allison, R. S. (2013). Biologically-inspired heuristics for human-like
4 walking trajectories toward targets and around obstacles. *Displays*, 34(2), 105–113.
5 <http://doi.org/10.1016/j.displa.2012.10.006>
- 6 Rushton, S. K., Harris, J. M., Lloyd, M. R., & Wann, J. P. (1998). Guidance of locomotion on
7 foot uses perceived target location rather than optic flow. *Current Biology*, 8(21), 1191–
8 1194. [https://doi.org/10.1016/S0960-9822\(07\)00492-7](https://doi.org/10.1016/S0960-9822(07)00492-7)
- 9 Warren, W. H., Kay, B. A., Zosh, W. D., Duchon, A. P., & Sahuc, S. (2001). Optic flow is
10 used to control human walking. *Nature Neuroscience*, 4(2), 213–216.
11 <http://doi.org/10.1038/84054>
- 12 Zhao, H., Straub, D., & Rothkopf, C. (2019). The visual control of interceptive steering: How
13 do people steer a car to intercept a moving target? *Journal of Vision*, 19(14), 11.
14 <http://doi.org/10.1167/19.14.11>
- 15 Zhao, H., Straub, D., & Rothkopf, C. A. (2021). How do people steer a car to intercept a
16 moving target: Interceptions in different environments point to one strategy. *Quarterly*
17 *Journal of Experimental Psychology (2006)*, 17470218211007480.
18 <http://doi.org/10.1177/17470218211007480>
- 19
20
21
22
23
24
25
26
27
28
29
30
31
32
33
34
35
36
37
38
39
40
41
42
43
44
45
46
47
48
49
50
51
52
53
54
55
56
57
58
59
60
61
62
63
64
65

6. Figure legends

Figure 1: Definition of variables in a plan view of an agent moving through an environment containing a target moving in the same plane. Instantaneous velocity vectors are represented by arrows (red for agent, green for target). **(A)** From left to right: egocentric target direction defined relative to the body midline (A-P) orientation (dashed line, β_{e1} , Rushton et al., 1998), egocentric target direction defined relative to felt (proprioceptively perceived) locomotor direction (β_{e2} , Fajen & Warren, 2007), and target direction defined relative to optically-specified heading direction (β_{os}). **(B)** Agent heading ϕ and target bearing θ are defined with respect to an exocentric reference direction (dashed blue line). Target-heading angle β is defined by the eccentricity of the target with respect to the agent's direction of locomotion so that $\beta = \phi - \theta$. Uniform target movement is defined by invariance of the target's velocity vector in both orientation and magnitude.

Figure 2: Plan view of the initial conditions of the experiments. **(A)** Experiment 1: the target appeared at CENTER (0°) or SIDE (23°) eccentricities with respect to the participant's initial heading direction. Under both eccentricity conditions, the target moved at 10 m/s along Cross (Cr), Retreat (Re), or Approach (Ap,) directions, corresponding to orientations of 0° , $+30^\circ$ and -30° , respectively, with respect to the direction orthogonal to the participant's initial heading direction. **(B)** Experiment 2: Initial target eccentricities and target directions used were identical to those of Exp. 1, but now combined with 0° , 10° outward and 10° inward rotations of the visual scene (target + virtual environment). For rightward moving targets these rotations give rise to, respectively, no change in egocentric target direction (R0, gray), a leftward direction shift increasing egocentric target eccentricity for the left SIDE condition (R+, green) and a rightward shift decreasing egocentric target eccentricity for the left SIDE condition (R-, red). Conditions were mirrored for leftward moving targets (not shown here).

Figure 3: Experiment 1: Overall average locomotor paths (in black) under the CENTER and SIDE eccentricity conditions for the Approach, Cross, and Retreat target directions. Grey outline dots and attached line segments indicate initial target positions and subsequent target trajectories.

Figure 4: Experiment 1: Evolution over time, up to 0.5 s before interception, of the target's bearing angle (θ , black lines) and the target-heading angle (β , grey lines) under the CENTER and SIDE eccentricity conditions for the Approach, Cross, and Retreat target directions. Note the early dip below zero in the target-heading angle β under the CENTER eccentricity condition. The subsequent change from an early lag (negative β , indicating steering behind the target) to a later lead (positive β , indicating steering ahead of the target) in locomotor direction is not compatible with a strategy of nulling $d\beta/dt$.

Figure 5: Experiment 1: Locomotor paths (zoomed-in view) of all individual trials (thin lines) under the CENTER and SIDE eccentricity conditions for the Cross and Retreat target directions. Trials with a reversal in movement direction (RMD trials) are depicted in light red and trials without a reversal in movement direction (NoRMD trials) in light blue. Red circles indicate pre-reversal excursion amplitudes. Fat lines represent time-averaged averaged locomotor paths for RMD trials (red), for NoRMD trials RMD (blue), and for all trials (black). Note that RMD trials occurred regularly under the two depicted SIDE eccentricity conditions (right panels) while being absent under the corresponding CENTER eccentricity conditions (left panels).

Figure 6: Experiment 2: Overall average locomotor paths under the CENTER and SIDE eccentricity conditions for the Approach, Cross, and Retreat target directions. Rotation conditions of the Target + Virtual Environment are presented with R0 in black, R+ in green and R- in red. Grey outline dots and

attached line segments indicate initial target positions and subsequent target trajectories. The slight shifts between the paths reflect minor differences in the moments of initiation of the first steering action.

1
2
3
4
5
6
7
8
9
10
11
12
13
14
15
16
17
18
19
20
21
22
23
24
25
26
27
28
29
30
31
32
33
34
35
36
37
38
39
40
41
42
43
44
45
46
47
48
49
50
51
52
53
54
55
56
57
58
59
60
61
62
63
64
65

Table 1: Means and between-participant standard deviations ($M \pm SD$) for Experiment 1 of Success Rate (SR), Time until Closest Distance (TCD) and Moment of Initiation of first steering action (Mol) for the Approach, Cross and Retreat target directions under the CENTER and SIDE target eccentricity conditions.

		SR (%)	TCD (s)	Mol (s)
CENTER	Approach	80.0 \pm 17.3	2.80 \pm 0.05	0.48 \pm 0.04
	Cross	100.0	3.71 \pm 0.04	0.48 \pm 0.04
	Retreat	100.0	4.72 \pm 0.03	0.49 \pm 0.05
SIDE	Approach	64.0 \pm 15.2	2.35 \pm 0.00	0.76 \pm 0.16
	Cross	96.0 \pm 5.5	2.94 \pm 0.01	0.99 \pm 0.17
	Retreat	96.0 \pm 8.9	3.94 \pm 0.01	1.00 \pm 0.16

Table 2: Means and between-participant standard deviations ($M \pm SD$) for Experiment 2 of Success Rate (SR), Time until Closest Distance (TCD) and Moment of Initiation of first steering action (Mol) under the R0, R+, and R- rotation conditions for the Approach, Cross and Retreat target directions under the CENTER and SIDE target eccentricity conditions.

		SR (%)			TCD (s)			Mol (s)		
		R0	R+	R-	R0	R+	R-	R0	R+	R-
CENTER	Approach	81.9 \pm 18.7	77.5 \pm 21.8	87.5 \pm 19.2	2.78 \pm 0.05	2.79 \pm 0.06	2.76 \pm 0.05	0.50 \pm 0.04	0.50 \pm 0.05	0.50 \pm 0.05
	Cross	95.6 \pm 7.3	100.0	93.8 \pm 12.0	3.69 \pm 0.05	3.71 \pm 0.04	3.68 \pm 0.09	0.49 \pm 0.04	0.50 \pm 0.04	0.50 \pm 0.04
	Retreat	98.1 \pm 5.4	100.0	100.0	4.72 \pm 0.03	4.73 \pm 0.04	4.72 \pm 0.04	0.50 \pm 0.04	0.51 \pm 0.05	0.51 \pm 0.06
SIDE	Approach	68.1 \pm 12.2	71.3 \pm 19.3	66.3 \pm 22.8	2.35 \pm 0.00	2.36 \pm 0.01	2.36 \pm 0.00	0.74 \pm 0.10	0.77 \pm 0.09	0.81 \pm 0.10
	Cross	92.5 \pm 7.8	95.0 \pm 11.6	92.5 \pm 12.4	2.94 \pm 0.01	2.94 \pm 0.01	2.93 \pm 0.00	1.25 \pm 0.24	1.37 \pm 0.28	1.19 \pm 0.23
	Retreat	97.5 \pm 5.8	97.5 \pm 6.8	96.3 \pm 8.1	3.96 \pm 0.01	3.96 \pm 0.03	3.95 \pm 0.01	1.16 \pm 0.28	1.24 \pm 0.37	1.13 \pm 0.34

Table 3: Repartitioning (number and percentage, as total number of trials differed over rotation conditions) of trials with a RMD for Experiment 2 over the R0, R+, and R– rotation conditions for the Approach, Cross and Retreat target directions under the CENTER and SIDE target eccentricity conditions. Percentage RMD trials in SIDE/Cross and SIDE/Retreat conditions are highlighted in boldface.

	Approach			Cross			Retreat		
	R0	R+	R–	R0	R+	R–	R0	R+	R–
Total trials per condition	160	80	80	160	80	80	160	80	80
CENTER	0 0.0%	2 2.5%	0 0.0%	3 1.9%	1 1.3%	2 2.5%	1 0.6%	5 6.3%	0 0.0%
SIDE	5 3.1%	5 6.3%	8 10.0%	52 32.5%	25 31.3%	15 18.8%	30 18.8%	18 22.5%	12 15.0%

Figure 1

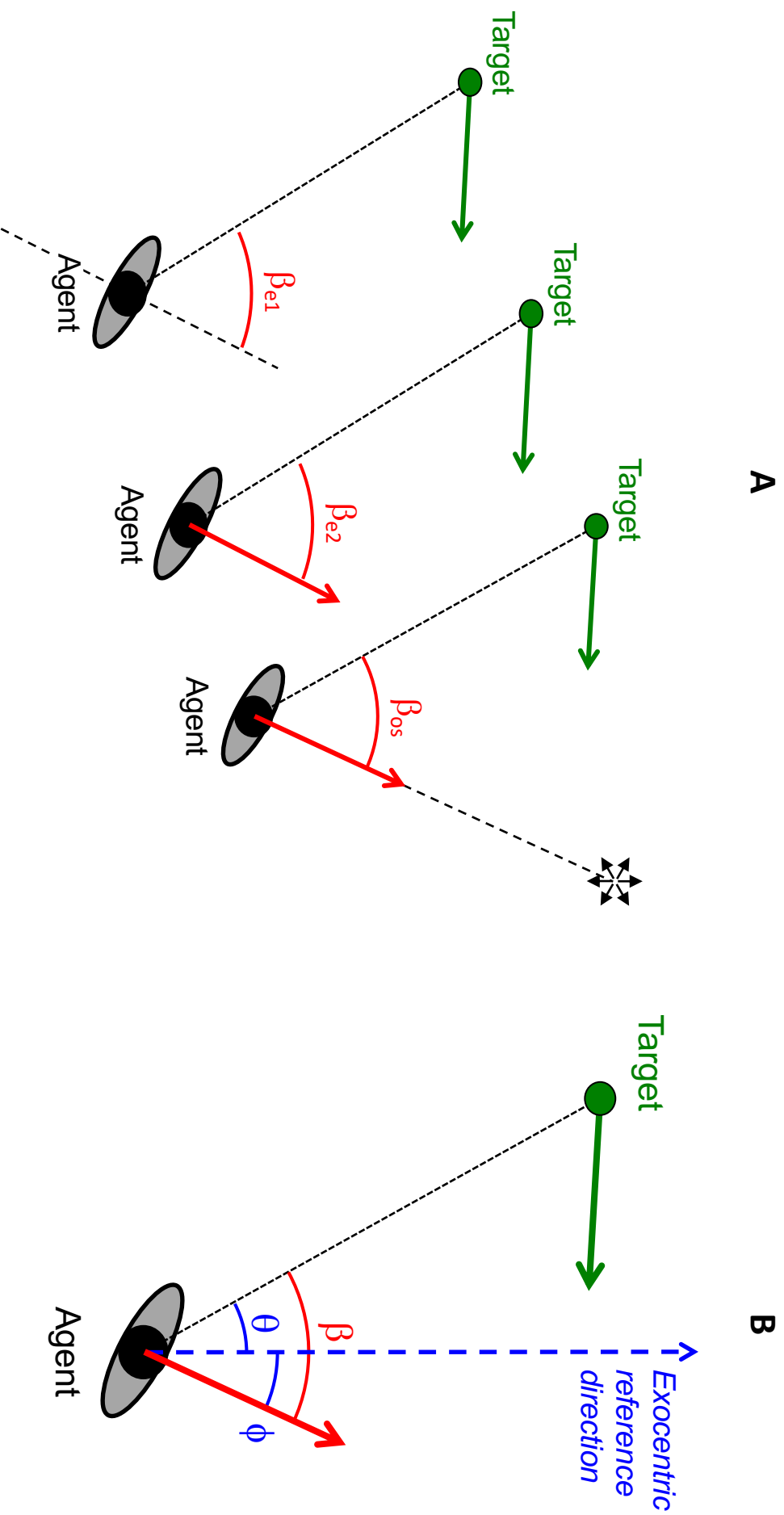


Figure 2

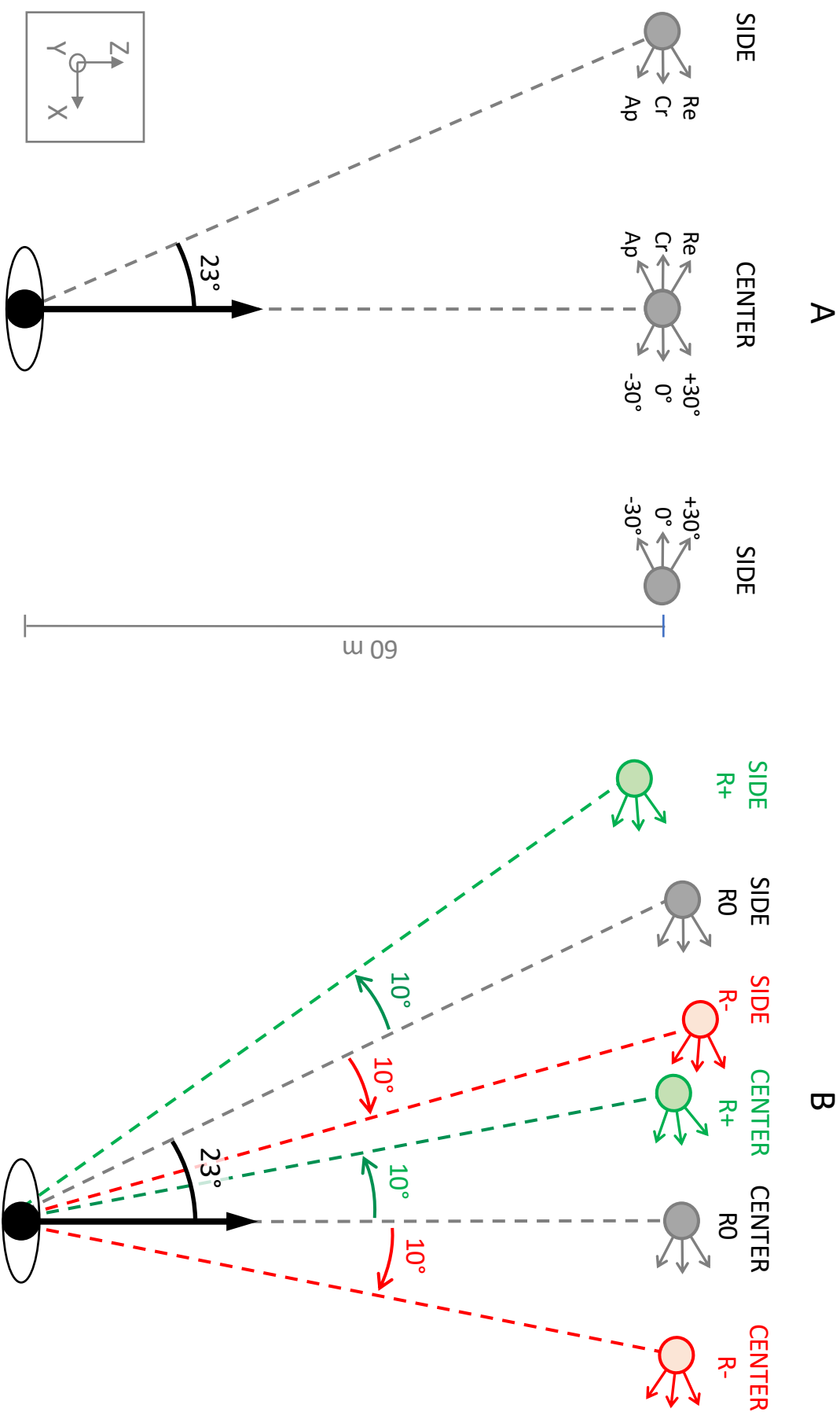


Figure 3

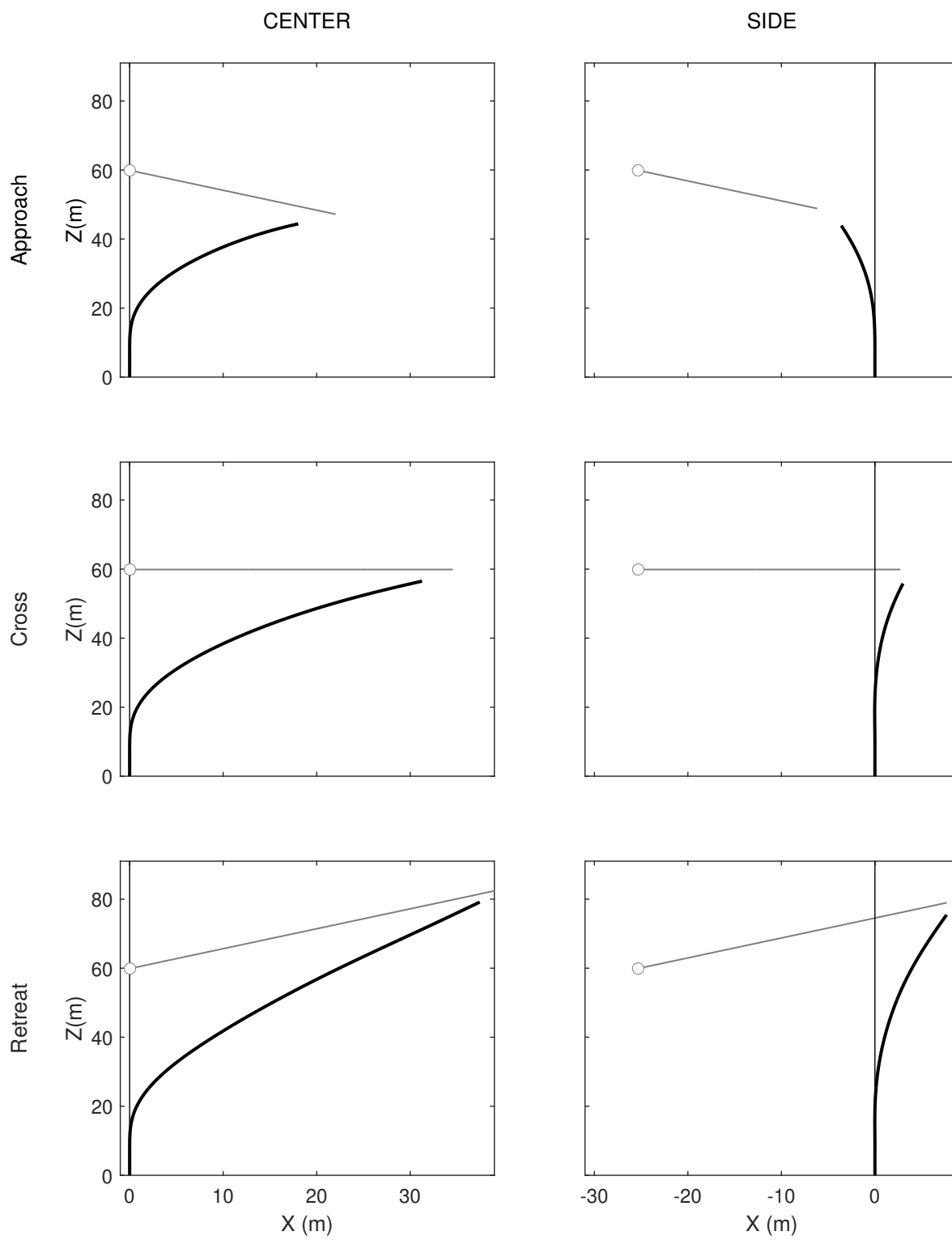


Figure 4

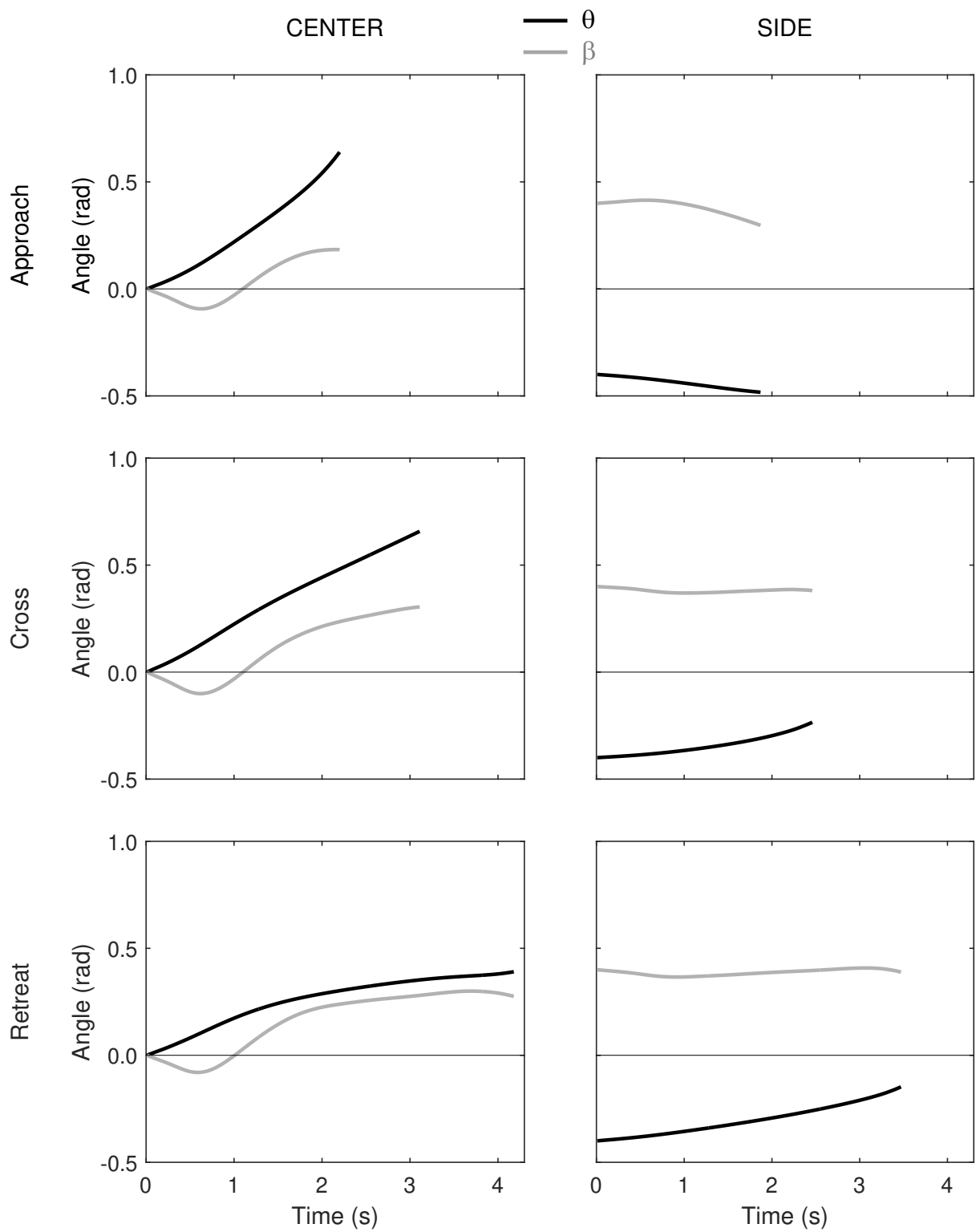


Figure 5

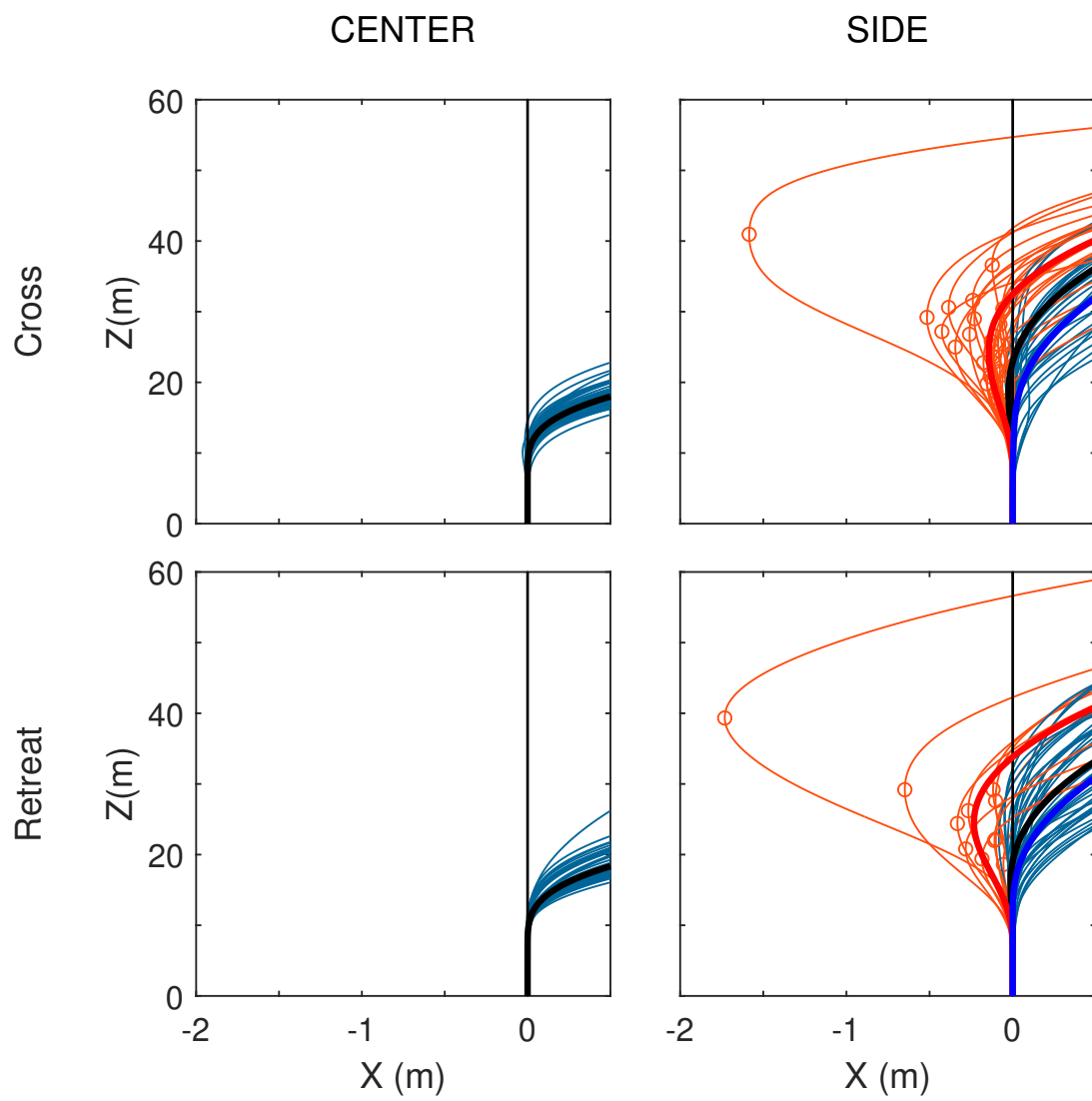


Figure 6

