



Hooks equipped with magnets can increase catches of blue shark (*Prionace glauca*) by longline fishery

Sebastián Biton Porsmoguer, Daniela Bănar, Charles Boudouresque, Ivan Dekeyser, Christophe Almarcha

► To cite this version:

Sebastián Biton Porsmoguer, Daniela Bănar, Charles Boudouresque, Ivan Dekeyser, Christophe Almarcha. Hooks equipped with magnets can increase catches of blue shark (*Prionace glauca*) by longline fishery. *Fisheries Research*, 2015, 172, pp.345-351. 10.1016/j.fishres.2015.07.016 . hal-03589564

HAL Id: hal-03589564

<https://amu.hal.science/hal-03589564>

Submitted on 25 Feb 2022

HAL is a multi-disciplinary open access archive for the deposit and dissemination of scientific research documents, whether they are published or not. The documents may come from teaching and research institutions in France or abroad, or from public or private research centers.

L'archive ouverte pluridisciplinaire **HAL**, est destinée au dépôt et à la diffusion de documents scientifiques de niveau recherche, publiés ou non, émanant des établissements d'enseignement et de recherche français ou étrangers, des laboratoires publics ou privés.



Distributed under a Creative Commons Attribution - NonCommercial - NoDerivatives 4.0 International License

Hooks equipped with magnets increase catch of blue shark (*Prionace glauca*) by longline fishery

Sebastián Biton Porsmoguer^{a*}, Daniela Bănar^a, Charles F. Boudouresque^a, Ivan Dekeyser^a and Christophe Almarcha^b

^a Aix-Marseille University, CNRS, Toulon University, IRD, MIO (Mediterranean Institute of Oceanography) UM110, Campus de Luminy, Case 901, 13288 Marseille cedex 09, France.

^b Aix-Marseille University, CNRS, Centrale Marseille, IRPHE, UMR 7342, 13384 Marseille, France

* Corresponding author: sebastien.biton@mio.osupytheas.fr

Short title. Magnets do not reduce by-catch of blue shark

Abstract

The blue shark (*Prionace glauca*) populations are globally decreasing and the blue shark has been classified as near threatened. However it is the main species in the Spanish and Portuguese longline fisheries catches and targeted by a part of these fisheries in the northeastern Atlantic Ocean. Sharks locate their prey using electric sense. The use of magnets as a repellent for shark fisheries was previously proposed as a measure of conservation. This is the first paper describing the magnetic effect on blue shark catch. In this study, we tested during 3 days under real fishing conditions 2 models of magnets made of neodymium with high resistance in time and magnet power. The results of our tests showed that magnets did not decrease catches of blue shark and can even have an attraction effect. This effect was significantly higher for the large magnet model tested (26 mm x 11 mm x 12 mm, 0,885 tesla) compared to the smaller one (20 mm x 13 mm x 15 mm, 0,464 tesla). Physical measurements were associated with this study and also revealed an important practical aspect to be taken into account in this kind of experiments: that hooks remain magnetized after removal of the magnets and are even slightly magnetized without any previous contact with a magnet.

Keywords

Blue shark, by-catch, longline, magnet, repellent, CPUE

1. Introduction

The blue shark *Prionace glauca* (Linnaeus, 1758) is a species with worldwide distribution (Moreno, 2004). Like most of pelagic shark species, the blue shark presents a low fecundity rate and a slow growth rate (Ferretti et al., 2008) and is therefore particularly vulnerable to fishery exploitation.

In the northeastern Atlantic Ocean, one part of the Spanish and Portuguese longline fleet targets swordfish *Xiphias gladius* Linnaeus, 1758, tuna (teleosts of the group Thunini) and shortfin mako near Azores archipelago and between Azores archipelago and Iberian Peninsula (Buencuerpo et al., 1998; Stevens et al., 2000; Baum and Myers, 2004). The bait is mackerel (*Scomber scombrus*). However, about 60% of the catch is represented by blue shark (Xunta de Galicia. pers. comm.). The second part of the longline fleet concerned by this study targets only blue shark (*Prionace glauca*) near Iberian Peninsula. The bait is longfin inshore squid (*Doryteuthis pealeii*). Over 200 tons of blue shark were landed each month in 2013 in Vigo (Xunta da Galicia, i.e. regional government, pers. comm.). In both case, Spanish and Portuguese longline fishermen can be interested by a repulsive system as if they catch more commercial species like swordfish and tuna they may increase their profit. Moreover most pelagic sharks are on top of the food web and play an important role in marine ecosystems as they contribute to the management of healthy ocean ecosystems (Ferretti et al., 2010).

Elasmobranchs use the electric sense due to the ampullae of Lorenzini for the detection of the bioelectric fields produced by prey organisms (Kalmijn, 1971). However the chemoreception will be probably used on large distances to detect prey even if at a small distance from the prey electric sense may influence their behaviour. According to Hueter et al. (2004) *Prionace glauca* is attracted to an area by odor but preferentially attacked an active dipole source that simulated the prey's bioelectric field rather than the odor source of the prey. This electric sense is also related to their two modes of navigation. In the passive mode, the elasmobranch simply measures the electric fields are produced by the flow of ocean water through the Earth's magnetic field. In the active mode, the elasmobranch measures the voltage gradients that are induced through

the animal's body due to its own swimming movements through the geomagnetic field (Hueter et al., 2004).

Permanent magnets have been shown to have repellent effect on sharks by creating an abnormally strong electrical stimulus to overwhelm the elasmobranchs' acute electrosensory system (Stoner et al., 2008; Tallack and Mandelman, 2009; O'Connell et al., 2011a, 2012; Hutchison et al., 2012). Magnets constitute therefore a possible means to reduce the by-catch. Actually, among 20 pelagic shark species concerned by fisheries and/or bycatch, three are now classified by the International Union for the Conservation of Nature (IUCN, 2013) as endangered, namely *Mobula mobular* (Bonnaterre, 1788), *Sphyrna lewini* Griffith & Smith, 1834, *Sphyrna mokarran* Rüppell, 1837, nine as vulnerable, namely *Alopias pelagicus* Nakamura, 1935, *A. superciliosus* Lowe, 1841, *A. vulpinus* (Bonnaterre, 1788), *Carcharodon carcharias* (Linnaeus, 1758), *Cetorhinus maximus* (Gunnerus, 1765), *Isurus oxyrinchus* Rafinesque, 1810, *I. paucus* Guitart, 1966, *Lamna nasus* (Bonnaterre, 1788), *Sphyrna zygaena* (Linnaeus, 1758), and one, *P. glauca*, as near threatened.

During the last years, many works tried to test the deterrent electromagnetic effect on sharks (Annexe 1). They used permanent magnet composed by Barium (Ba), Boron (B), Iron (Fe) and Neodymium (Nd) or electropositive metal (EPM) composed by Lanthanides metal. Different EPM tested were Barium (Ba), Neodymium (Nd), Praseodymium (Pr), Cerium (Ce), Cerium-Lanthanum (CeLa), Praseodymium-Neodymium metal alloy (PrNdA), and Praseodymium-Neodymium mischmetal (PrNdM) (Annexe 1).

The tests published were realized in laboratory (in experimental conditions) or in field (in experimental conditions, in experimental fishing or in real fishing conditions). Many species were used to test several magnet models or EPM. Some species have a pelagic behaviour (Dasyatidae, Carcharhinidae, Lamnidae, Sphyrnidae and Triakidae) and others, a benthic behaviour (Rajidae and Squalidae). The results show contrasted effects. In laboratory, the results of experiments are sometimes positive (Brill et al., 2009; Rigg et al., 2009; O'Connell et al., 2010; Jordan et al., 2011; O'Connell et al., 2011b, 2014a, 2014c; Smith and O'Connell, 2014), and sometime, negative or partial (Stoner and Kaimmer, 2008; Rigg et al., 2009; Jordan et al., 2011; McCutcheon and Kajiura, 2013). Tests realized in field obtained both positive (Rice, 2008; Wang et al., 2008; O'Connell et al., 2011a, 2014b, 2014d, 2015) and negative results (Robbins et al.,

2008; Tallack and Mandelman, 2009; O'Connell et al., 2011a; Hutchinson et al., 2012; Godin Cosandey et al., 2013; Smith, 2013; O'Connell et al., 2014d). Some species may have opposite behaviour in different conditions. For example, smooth dogfish (*Mustelus canis*) in contact with Neodymium (Nd) metal can have a repellent reaction in group but not alone (Jordan et al., 2011). *Carcharhinus plumbeus* can have a repellent reaction in laboratory (Brill et al., 2009) but not in field (O'Connell et al., 2011a). Globally, all the tests with electromagnetic dispositive obtained highly contrasted results between laboratory and field experiments, between species and according to the electromagnetic dispositive. Repellent effects with EPM were proposed to be used to limit the intense fishing activities especially for blue shark (*Prionace glauca*) and shortfin mako (*Isurus oxyrinchus*). However, previous experiments realized in field and in real fishing conditions with EPM, were negative for both species (Hutchinson et al., 2012; Godin Cosandey et al., 2013). The aim of this paper was to test the effects of neodymium magnets on catches of the blue shark aboard a fishing vessel targeting pelagic species in the eastern Atlantic Ocean. This is the first paper measuring and taking into account the physical properties of the magnets and their effect on the hooks.

2. Methods

Physical properties of the two magnet models

The magnet is mainly composed of neodymium, a magnet element with high resistance in time and magnet power. The magnets were of the N35-Ni and N35-NdFeB types. The higher the grade (the number following the 'N'), the stronger the magnet. Ni indicates the presence of traces of nickel. NdFeB indicates that the magnet is composed of neodymium, iron and boron. Neodymium is a rare-earth magnet element with degradation trends in sea water. However the experiment lasted only 3 days and there was no degradation of the magnets. We did not measure the level of dissolution in laboratory because as the lanthanides dissolve, the voltage (mV) remains unchanged despite the decreasing mass (McKutcheon and Kajiura, 2013).

The dimensions of the two cylindrical magnet models with a central hole, tested were 26 mm x 11 mm x 12 mm (model 1, 0,885 tesla - from Ingeniera Magnética Aplicada,

Barcelona, Spain) and 20 mm x 13 mm x 15 mm (model 2, 0,464 tesla - from Firstmagnetic, Roncq, France). The magnetic fields produced by the two types of magnets, with the hook, were measured at several distances (between 7 and 70 cm). We also measured the magnetic fields of two hooks after contact with the two types of magnets and the magnetic fields of a hook which was never in contact with magnets. As each model has always been composed of three magnets in experiments, we report here the measurements for sets of three magnets. When magnets are stuck together, the magnetic field produced by three magnets is not exactly equal to three times the field produced by one as they are not physically at the same point (the more distant magnet has a lower influence, due to the increasing discrepancy of magnetic field with distance). But at a long distance in relation to the size of the magnet, the field can be considered as approximately three times the field of each.

The hook used in the experiments is made of steel, a ferromagnetic material. In consequence, it concentrates the magnetic lines and changes the map of the magnetic field. Moreover, the size of the hook is much larger than the size of the magnets so that very close to the hook, if the magnets are on the opposite side of the hook, the magnetic field can be greater than what it would be with the magnets alone. To measure precisely the field produced, we used a Gauss/Teslamètre Sypris 7030 F.W.Bell and recorded the variation in the magnetic field in a figure that gives the magnetic field in tesla units along the distance X in centimeters for a hook filled with respectively big magnet (big circle) and small magnet (small circle) in a log-log scale. The measurements were made from the position of the center of the magnet on the hook (approximate position when magnet was absent). The magnetic fields of two hooks after contact with the two types of magnets and the magnetic fields of a hook which was never in contact with magnets were also recorded in the same figure.

Experiments under real fishing conditions

The experiments were carried out in the northeastern Atlantic Ocean ($8^{\circ} - 9^{\circ}$ W and $42^{\circ} - 45^{\circ}$ N) (Figure 1) aboard a longline fishing vessel, during 3 days (October 2013). The vessel, the *Pescalema*, was based in Muxía, a small port in Galicia (Spain). The vessel, ~20 m long, carried 8 crew members, plus the scientific observer (SBP). The experiments concerned 1076 shark individuals. We determined their sex and

approximate size. They belonged to the following size classes (cm): [90-100), [100-110), [110-120), [120-130), [130-140), [140-150), [150-200), [>200.

The longline measured about 50 km with 1 300 hooks, about 40 m apart. Hooks were located at about 20 m depth. The ring-shaped hooks (model 9202, Mustad™, Lilleaker, Oslo area, Norway) measured 8 cm in total height and 2 cm in width.

The shape and size of the magnets were chosen to correspond to the size of the hook (Figure 2).

A positive and encouraging aspect of the experiment was that the fishermen were able themselves to place the magnets on the hooks without the assistance of the scientist (SBP), who just passed them the magnets stored in a polystyrene box. Inserting the hook within the magnet did not reduce the hectic speed of the immersion of the baited hook and the supporting line, lasting 7-8 h, by night, during a real fishing operation. The polarization of the magnets was randomly orientated so that the magnetic field N or S corresponded to the hook axis. Fishermen had no difficulty in attaching the magnets and removing them from the hook. The bait was located close to the magnet so that sharks would feel the magnetic field when trying to feed. The fishermen used only longfin inshore squid (*Doryteuthis pealeii*) (Lesueur, 1821) as bait. The longline carried the same number of hooks during the three days of the experiment. We divided the longline into 3 test zones with the same number of hooks (zone 1 at the beginning of the longline, zone 2 in the middle of the line and zone 3 at the end) and the rest of the longline was the zone 4 (Table 1; Figure 3). The reason for this partitioning is that zone 1 remained immersed for a longer time than zone 3 (approximately 7 hours) and this may influence the catch values. Within each test zone, we used 5 hooks with magnets of the first model, 11 hooks with magnets of the second model and 16 control hooks without magnets (Figure 3). The aim of this strategy was to observe whether there was any significant difference in the catch rate between test hooks and control hooks and between the two types of magnet within test zones. The rate of catch per unit of effort (CPUE) represents the relation between the number of individuals in catches and the number of hooks.

The three days were considered as replicates. We compared catch values for the 144 hooks with magnets from test zones 1 to 3 with 144 control hooks under normal fishing conditions (i.e. without magnets)(Table 1). Inside the test zones, we tested the influence

of different factors (size, sex, presence or absence of magnets and the models of magnet) on the CPUE values.

Data treatment

Data were analyzed with Statistica 9.1. Normality and homogeneity of variance were previously tested using Shapiro and Levene tests. One-way ANOVA was used in each zone and for all the tested zones together to test the differences in CPUE values between hooks with magnets and control hooks as well as between the two models of magnet.

3. Results and discussion

Physical tests

Figure 4 shows the measurement of the magnetic field in tesla (T) along the distance X in cm for a hook carrying respectively big magnets (big black circles) and small magnets (small grey circles) in a log-log scale. The lines correspond to the theoretical variation of the magnetic field as X^{-3} . We note that despite the presence of the hook, for a distance more than 10 cm, the magnetic field intensity varies like that of a dipole. At these distances, the intensity of the large magnets was twice as high as that of the smaller magnets.

The intensity of the magnetic field produced by the magnets has to be compared with the additional intensity of the magnetic field of the Earth (between 0.00002 T and 0.00007 T, depending on the position on the Earth). From figure 4, we note that the intensity of the magnetic field from the magnets was the same intensity as that of the magnetic field of the Earth at a distance around 25 to 35 cm for small magnets, and 30 to 45 cm for big magnets.

An important aspect to be considered is that hooks equipped with both big and small magnets remained magnetized when removing the magnets and this phenomena is permanent (Figure 4). For example, a hook magnetized after contact with a big magnet at 6 cm distance induced the same magnetic field that a hook with a big magnet at 7 cm distance. Moreover, a hook alone which was never in contact with a magnet shows also a measurable magnetic field, even if it's lower than the magnetic field of hooks after contact with a magnet. For example at 6 cm distance from the hook which was never in

contact with a magnet the magnetic field is equivalent to that of a hook with a big magnet model 1 measured at 8 cm distance.

Experiments under real fishing conditions

During the fishing campaign, 1 076 blue shark *Prionace glauca* were caught by the longline vessel (Figure 5; Table 2). In addition to the blue sharks, one small swordfish *Xiphias gladius*, one albacore *Thunnus alalunga* (Bonnaterre, 1788), 3 sunfish *Mola mola* (Linnaeus, 1758), 6 pelagic stingray *Pteroplatytrygon violacea* (Bonaparte, 1832) and one common thresher shark *Alopias vulpinus* were caught.

The total length of the captured blue sharks ranged from 70 to 240 cm, corresponding mainly to juvenile individuals (Table 2). For the blue shark, sexual maturity is reached at 180 cm in males and 200 cm in females (Moreno, 2004).

Sex ratio (% of males) was 0.52 - 0.55 in the tested zones 1 to 3 and 0.77 in the zone 4. The total length and sex of the caught individuals did not differ significantly according to whether they were caught with hooks equipped with magnets or not ($p=0.062$, respectively $p=0.892$).

The presence of the magnets had a significant effect on the catch rate per unit of effort (CPUE) only in the zones 2 ($F=10.48$; $p=0.014$) and 3 ($F=7.99$; $p=0.026$) with higher CPUE values for hooks equipped with magnets in both areas (0.73 in zone 2 and 0.75 in zone 3 for hooks with magnets compared to 0.52 and 0.38 respectively for hooks without magnets) (Table 1; Figure 6). These values were significantly higher only for the hooks equipped with the model 1 magnet (0.80) than for the control hooks in the zone 2 (0.52) ($F=5.25$; $p=0.048$). In contrast, there were no significant differences in CPUE between the two magnet models 1 and 2, between model 2 magnet hooks and the control hooks in the zone 2, and between the two magnet models and the control hooks in the zones 1 and 3.

Globally for all the tested areas CPUE values for hooks with magnets are higher than those of hooks without magnets (mean 0.74, SD 0.15 and respectively mean 0.47, SD 0.17) ($F=18.29$, $p=0.000$). These values are also higher than those of CPUE in the zone 4 (mean 0.25, SD 0.43). However as the number of hooks is much higher in the zone 4 (1204 hooks x 3 days) than in the tested zones (48 hooks x 3 days) this might influence the comparison between the mean CPUE values among these zones.

It remains unclear whether it is the absolute strength of the magnetic field in the water, which at some level induces reaction behaviour of blue sharks, or whether it is the magnitude of the change in magnetism with distance that elicits the response. However, the presence of magnets near the hook did not provide the expected repellent effect. One of the two tested models of magnet even increased the catch rate. Magnets would therefore not appear to constitute an effective device to avoid by-catch for this species in real fishing conditions. Our results would appear to contradict these promising experimental previous results. However, several factors are to be considered. **(i)** Results from the literature are mainly based upon laboratory experiments, and/or *in situ* experiments more or less remote from the real conditions of a professional fishing fleet (Stoner and Kaimmer, 2008; Tallack and Mandelman, 2009; O'Connell et al., 2011a, 2014; Robbins et al., 2011). **(ii)** Clearly, the results from previous authors evidence the non-congruence of deterrent effects depending upon the species (Hutchinson et al., 2012); for example, these authors showed the ineffectiveness of EPM with blue shark and shortfin mako, although effective with another species (Annex 1). **(iii)** Our results, together with similar results from the literature (e.g. Hutchinson et al., 2012), concern juveniles. It is known that the electrosensory sensitivity, in many elasmobranchs, increases with growth (e.g. Fishelson and Baranes, 1999; Tricas and Sisneros, 2004). **(iv)** The repellent devices used in the literature are rather disparate. Their characteristics and strength are often poorly described. In addition, the effectiveness of the magnet is influenced by the parallelism, or non-parallelism, of the axis of polarization with the axis of the hook (O'Connell et al., 2011a).

Most of the previously published papers on the deterrent effect on sharks tested the effects of electropositive metals (Annex 1), excepting Rigg et al., (2009). This is the first paper describing the magnetic effect on blue shark catch. Previous papers concerning the blue shark analyzed only the electropositive effects (Godin Cosandey et al., 2013; O'Connell et al., 2014d) (Annex 1). In our case, blue shark probably detects by odour at a large distance the presence of bait on the longlines. However at a short distance when swimming towards the bait it should feel the electric field induced by both the magnet and the electropositive metal. We probably have a cumulated effect of electric field induced the shark movement in the magnetic field and an electric field generated by the electropositive metal in contact with seawater that we cannot dissociate

in field conditions. The measurements in laboratory concerned only magnetic field, but in perspective we will try to develop a protocol to measure the electric field too. Our results, as well as others experiments in real fishing conditions did not reduce the by-catch of sharks (Godin Cosandey et al., 2013). Permanent magnet or electropositive metal is actually not proved yet as a solution to limit by-catch or to reduce negative impact of longline fisheries. As suggested by Jordan et al., (2013), we will have to explore new approaches to reduce the by-catch of sharks, as magnets seem to even have an attraction effect. Other management measures such as quotas or minimum catch length may be more appropriate for blue shark fishery.

Acknowledgments

We gratefully acknowledge the Captain and crews of the *Pescalema* based in Muxía (Galicia, Spain). This work was supported by the Spanish Ministry of Agriculture, Food and Environment. The funding providers played no part in the study design, data collection, and analysis, decision to publish, or preparation of the manuscript. Thanks are also due to Michael Paul for improvement of the English. Finally, we acknowledge the two anonymous reviewers for valuable comments and suggestions.

References

- Baum, J.K., Myers, R.A., 2004. Shifting baselines and the decline of pelagic sharks in the Gulf of Mexico. *Ecol. Lett.* 7, 135-145.
- Brill, R., Bushnell, P., Smith, L., Speaks, C., Sundaram, R., Stroud, E., Wang, J., 2009. The repulsive and feeding-deterrent effects of electropositive metals on *Carcharhinus plumbeus*. *Fish. Bull.* 107(3), 298-307.
- Buencuerpo, V., Ríos, S., Morón, J., 1998. Pelagic sharks associated with the swordfish *Xiphias gladius* fishery in the eastern north Atlantic Ocean and the Strait of Gibraltar. *Fish. Bull.* 96, 667-685.
- Ferretti, F., Myers, R.A., Serena, F., Lotze, H.K., 2008. Loss of Large Predatory Sharks from the Mediterranean Sea. *Conserv. Biol.* 22(4), 952-964.
- Ferretti, F., Worm, B., Britten, G.L., Heithaus, M.R., Lotze, H.K., 2010. Patterns and ecosystem consequences of shark declines in the ocean. *Ecol. Lett.* 13, 1055-1071.

- 325 Fishelson, L., Baranes, A., 1999. Morphological and cytological ontogenesis of the
 326 ampullae of lorenzini and lateral line canals in the Oman shark, *Iago omanensis*
 327 Norman 1939 (Triakidae), from the Gulf of Aqaba, Red Sea. The Anatomical
 328 Record, 252(4), 532-545.
- 329 Godin Cosandey, A., Winner, T., Wang, J. H., Worm, B., 2013. No effect from rare-
 330 earth metal deterrent on shark bycatch in a commercial pelagic longline trial. Fish.
 331 Res. 143, 131– 135.
- 332 Hueter, R. E., Mann, D. A., Maruska, K. P., Sisneros, J. A., Demski, L. S., 2004.
 333 Sensory Biology of Elasmobranch. Chapter 12 in Biology of Sharks and their
 334 relatives. Ed. Carrier, J. C., Musick, J. A., Heithaus, M. R. CRC Press, 326-
 335 358. Hutchinson, M., Wang J.H., Swimmer Y., Holland K., Kohin S., Dewar H.,
 336 Wraith J., Vetter R., Heberer C., Martinez J., 2012. The effects of a lanthanide
 337 metal alloy on shark catch rates. Fish. Res. 131-133, 45– 51.
- 338 IUCN 2013. IUCN Red List of Threatened Species. Version
 339 2013.2.<www.iucnredlist.org>. Downloaded on 02 June 2014.
- 340 Jordan, L.K., Mandelman, J.W., Kajiura, S.M., 2011. Behavioral responses to weak
 341 electric fields and a lanthanide metal in two shark species. J. Exp. Mar. Biol. Ecol.
 342 409, 345–350.
- 343 Jordan, L.K., Mandelman, J.W., McComb, D.M., Fordham, S.V., Carlson, J.K., Werner,
 344 T.B., 2013. Linking sensory biology and fisheries bycatch reduction in
 345 elasmobranch fishes: a review with new directions for research. Conserv. Physiol.
 346 409, 345–350.
- 347 Kalmijn, A.J., 1971. The electric sense of sharks and rays. J. Exp. Biol. 55, 371–383.
- 348 McKutcheon, S.M., Kajiura, S.M., 2013. Electrochemical properties of lanthanide
 349 metals in relation to their application as shark repellents. Fish. Res. 147, 47– 54.
- 350 Moreno, J.A., 2004. Guía de los tiburones de aguas ibéricas, Atlántico nororiental y
 351 Mediterráneo. Barcelona: Omega publ. 315 p.
- 352 O’Connell, C.P., Abel, D.C., Rice, P.H., Stroud, E.M., Simuro, N.C., 2010. Response of
 353 the southern stingray (*Dasyatis americana*) and the nurse shark (*Ginglymostoma*
 354 *cirratum*) to permanent magnets. Mar. Fresh. Behav. Physiol. 43(1), 63-73.
- 355 O’Connell, C.P., Abel, D.C., Stroud, E.M., Rice, P.H., 2011a. Analysis of permanent
 356 magnets as elasmobranch bycatch reduction devices. Fish. Bull. 109, 394–401.

- O'Connell, C.P., Abel, D.C., Gruber, S.H., Stroud, E.M., Rice, P.H., 2011b. The response of juvenile lemon sharks, *Negaprion brevirostris*, to a magnetic barrier simulating a beach net. *Ocean and Coastal Manag.* 54, 225-230.
- O'Connell, C.P., Stroud, E. M., and He, P., 2012. The Emerging Field of Electrosensory and Semiochemical Shark Repellents: Mechanisms of Detection, Overview of Past Studies, and Future Directions. *Ocean and Coast. Manag.* 97, 2-11.
- O'Connell, C. P., Hyun, S-Y., Gruber, S. H., O'Connell, T. J., Johnson, G., Grudecki, K., He, P., 2014a. The use of permanent magnets to reduce elasmobranch encounter with a simulated beach net. 1. The bull shark (*Carcharhinus leucas*). *Ocean and Coastal Manag.* 97, 12-19.
- O'Connell, C.P., Andreotti, S., Rutzen, M., Mejer, M., He, P., 2014b. The use of permanent magnets to reduce elasmobranch encounter with a simulated beach net. 2. The great white shark (*Carcharodon carcharias*). *Ocean and Coastal Manag.* 97, 20-28.
- O'Connell, C.P., Guttridge, T.L., Grube, S.H., Brooks, J., Finger, J.S., He, P., 2014c. Behavioral modification of visually deprived lemon sharks (*Negaprion brevirostris*) towards magnetic fields. *J Exp Mar Biol Ecol.* 453, 131–137.
- O'Connell, C.P., He, P., Joyce, J., Stroud, E. M., Rice, P.H., 2014d. Effects of the SMART_ (Selective Magnetic and Repellent-Treated) hook on spiny dogfish catch in a longline experiment in the Gulf of Maine. *Ocean and Coastal Manag.* 97, 38-43.
- O'Connell, C.P., Hyun, S-Y., Gruber, S-H., He, P., 2015. Effects of barium-ferrite permanent magnets on great hammerhead shark *Sphyrna mokarran* behavior and implications for future conservation technologies. *Endang. Species Res.* 26, 243–256.
- Rice, P., 2008. A shocking discovery: how electropositive metals (EPMs) work and their effects on elasmobranchs. Workshop, 10–11 April 2008. US Department of Commerce, NOAA Technical Memorandum NOAA-TM-NMFS-PIFSC-16, 36–40.
- Rigg, D.P., Peverell, S.C., Hearndon, M., Seymour, J.E., 2009. Do elasmobranch reactions to magnetic fields in water show promise for bycatch mitigation? *Mar. Freshwater Res.* 60(9), 942–948.

- 389 Robbins, W.D., Peddemors, V.M., Kennelly, S.J., 2011. Assessment of permanent
390 magnets and electropositive metals to reduce the line-based capture of Galapagos
391 shark *Carcharhinus galapagensis*. Fish. Res. 109, 100-106.
- 392 Smith, K.T., 2013. Electrogenic metals for elasmobranch bycatch mitigation. Florida
393 Atlantic University, Boca Raton, Florida. Master thesis. 35 pp.
- 394 Smith, L.E., O'Connell, C.P., 2012. The effects of neodymium-iron-boron permanent
395 magnets on the behaviour of the small spotted catshark (*Scyliorhinus canicula*)
396 and the thornback skate (*Raja clavata*). Ocean and Coastal Manag. 97, 44-49.
- 397 Stevens, J.D., Bonfil, R., Dulvy, N.K., Walker, P.A., 2000. The effects of fishing on
398 sharks, rays and chimeras (chondrichthyans), and the implications for marine
399 ecosystems. ICES J. Mar. Sci. 57, 476-494.
- 400 Stoner, A.W. and Kaimmer, S.M., 2008. Reducing elasmobranch bycatch: laboratory
401 investigation of rare earth metal and magnetic deterrents with spiny dogfish and
402 Pacific halibut. Fish. Res. 92, 162-168.
- 403 Tallack, S.M.L. and Mandelman, J.W., 2009. Do rare-earth metals deter spiny dogfish?
404 A feasibility study on the use of electropositive "mischmetal" to reduce the
405 bycatch of *Squalus acanthias* by hook gear in the Gulf of Maine. ICES J. Mar.
406 Sci. 66, 315-322
- 407 Tricas, T.C., Sisneros, J.A., 2004. Ecological functions and adaptations of the
408 elasmobranch electrosense. *The sense of fish*, Springer, Netherlands, 308-329
- 409 Wang, J.H., McNaughton, L., Swimmer, Y. A., 2008 shocking discovery: how
410 electropositive metals (EPMs) work and their effects on elasmobranchs.
411 Workshop, 10–11 April 2008. US Department of Commerce, NOAA Technical
412 Memorandum NOAA-TM-NMFS-PIFSC-16, 36–40.

Tables

Table 1. Comparison of mean values of CPUE (catch per unit of effort, where the unit of effort was the number of hooks) for blue shark (*Prionace glauca*) between longline zones during the test period (3 days). No=number. SD=Standard Deviation.

Blue shark catch tests	Zone 1			Zone 2			Zone 3		
	No of hooks	CPUE	SD	No of hooks	CPUE	SD	No of hooks	CPUE	SD
Magnet model n°1	3x5	0.87	0.35	3*5	0.80	0.45	3*5	0.80	0.41
Magnet model n°2	3x11	0.64	0.49	3*11	0.70	0.47	3*11	0.70	0.47
Hooks without magnets	3x16	0.52	0.51	3x16	0.52	0.50	3x16	0.38	0.49

420 Table 2. Total length (TL) of captured blue sharks. - = missing data, Min = Minimum, Max = Maximum,
 421 SD = standard deviation.
 422

Blue sharks catch	n	Min. and Max. TL	Mean length (SD)	Sex ratio (% of males)
Total caught individuals	1 076	70 to 240 cm	-	-
Individual caught by hooks equipped with magnets inside the zones 1, 2 and 3	94	100 to 200 cm	109 (18) cm	52%
Individual caught by control hooks inside the zones 1, 2 and 3	75	100 to 200 cm	112 (15) cm	55%
Individual caught by hooks without magnets in the zone 4	907	100 to 200 cm	-	77%

423

424 Table 3. References concerning tests of electropositive and magnetic effects on sharks in laboratory (Lab)
 425 and field.
 426

Species	Electromagnetic dispositive	Study	Detterent effect	References
<i>Prionace glauca</i>	NdFeB N35 – NdNi N35	Field	no	This study
<i>Sphyrna mokarran</i>	BaFe12O19	Field	yes	O’Connell et al., 2015
<i>Carcharhinus leucas</i>	BaFe12O19	Lab	yes	O’Connell et al., 2014a
<i>Negaprion brevirostris</i>	BaFe12O19	Lab	yes	O’Connell et al., 2014c
<i>Scyliorhinus canicula</i>	Nd2Fe14B	Lab	yes	Smith and O’Connell, 2014
<i>Raja clavata</i>	Nd2Fe14B	Lab	yes	Smith and O’Connell, 2014
<i>Carcharodon carcharias</i>	BaFe12O19	Field	yes	O’Connell et al., 2014b
<i>Squalus acanthias</i>	Electropositive metal	Field	yes	O’Connell et al., 2014d
<i>Amblyraja radiata</i>	Electropositive metal	Field	no	O’Connell et al., 2014d
<i>Dipturus laevis</i>	Electropositive metal	Field	no	O’Connell et al., 2014d
<i>Prionace glauca</i>	Electropositive metal	Field	no	O’Connell et al., 2014d
<i>Rhizoprionodon terraenovae</i>	Neodymium (Nd) metal	Field	partial	Smith, 2013
<i>Carcharhinus limbatus</i>	Neodymium (Nd) metal	Field	no	Smith, 2013
<i>Negaprion brevirostris</i>	Neodymium (Nd) metal	Lab	no	McCutcheon and Kajiura, 2013
<i>Sphyrna tiburo</i> – group	Neodymium (Nd) metal	Lab	no	McCutcheon and Kajiura, 2013
<i>Sphyrna tiburo</i> – individual	Neodymium (Nd) metal	Lab	no	McCutcheon and Kajiura, 2013
<i>Prionace glauca</i>	Electropositive metal	Field	no	Godin Cosandey et al., 2013
<i>Isurus oxyrinchus</i>	Electropositive metal	Field	no	Godin Cosandey et al., 2013
<i>Lamna nasus</i>	Electropositive metal	Field	no	Godin Cosandey et al., 2013
<i>Sphyrna lewini</i>	PrNdA	Field	yes	Hutchinson et al., 2012
<i>Carcharhinus plumbeus</i>	PrNdA	Field	no	Hutchinson et al., 2012
<i>Prionace glauca</i>	PrNdA	Field	no	Hutchinson et al., 2012
<i>Isurus oxyrinchus</i>	PrNdA	Field	no	Hutchinson et al., 2012
<i>Rhizoprionodon terraenovae</i>	Nd2Fe14B	Field	yes	O’Connell et al., 2011a
<i>Carcharhinus limbatus</i>	Nd2Fe14B	Field	no	O’Connell et al., 2011a
<i>Carcharhinus limbatus</i>	BaFe12O19	Field	yes	O’Connell et al., 2011a
<i>Carcharhinus plumbeus</i>	BaFe12O19	Field	no	O’Connell et al., 2011a
<i>Negaprion brevirostris</i>	BaFe12O19	Field	yes	O’Connell et al., 2011a
<i>Carcharhinus acronotus</i>	BaFe12O19	Field	no	O’Connell et al., 2011a
<i>Rhizoprionodon terraenovae</i>	Nd2Fe14B	Field	yes	O’Connell et al., 2011a
<i>Mustelus canis</i>	Nd2Fe14B	Field	yes	O’Connell et al., 2011a
<i>Squalus acanthias</i>	Nd2Fe14B	Field	no	O’Connell et al., 2011a
<i>Dasyatis americana</i>	BaFe12O19	Field	yes	O’Connell et al., 2011a
<i>Dasyatis americana</i>	Nd2Fe14B	Field	no	O’Connell et al., 2011a
<i>Raja eglanteria</i>	Nd2Fe14B	Field	no	O’Connell et al., 2011a
<i>Carcharhinus plumbeus</i>	Nd2Fe14B	Field	no	O’Connell et al., 2011a
<i>Carcharhinus limbatus</i>	Nd2Fe14B	Field	yes	O’Connell et al., 2011a
<i>Negaprion brevirostris</i>	BaFe12O19	Lab	yes	O’Connell et al., 2011b
<i>Mustelus canis</i> – group	Neodymium (Nd) metal	Lab	no	Jordan et al., 2011
<i>Mustelus canis</i> – individual	Neodymium (Nd) metal	Lab	yes	Jordan et al., 2011
<i>Dasyatis Americana</i>	BaFe12O19	Lab	yes	O’Connell et al., 2010
<i>Ginglymostoma cirratum</i>	BaFe12O19	Lab	yes	O’Connell et al., 2010
<i>Carcharhinus plumbeus</i>	Electropositive metal	Lab	yes	Brill et al., 2009
<i>Squalus acanthias</i>	Electropositive metal	Lab	partial	Tallack and Mandelman, 2009
<i>Squalus acanthias</i>	Electropositive metal	Field	partial	Tallack and Mandelman, 2009
<i>Sphyrna lewini</i>	Ferrite magnet	Lab	yes	Rigg et al., 2009
<i>Carcharhinus tilstoni</i>	Ferrite magnet	Lab	yes	Rigg et al., 2009
<i>Carcharhinus amblyrhynchos</i>	Ferrite magnet	Lab	yes	Rigg et al., 2009
<i>Rhizoprionodon acutus</i>	Ferrite magnet	Lab	yes	Rigg et al., 2009
<i>Glyphis glyphis</i>	Ferrite magnet	Lab	no	Rigg et al., 2009
<i>Squalus acanthius</i>	Nd2Fe14B	Lab	no	Stoner and Kaimmer, 2008
<i>Squalus acanthius</i>	Electropositive metal	Lab	no	Stoner and Kaimmer, 2008

<i>Squalus acanthias</i>	Neodymium (Nd) metal	Lab	yes	Jordan et al., 2008
<i>Mustelus canis</i>	Neodymium (Nd) metal	Lab	yes	Jordan et al., 2008
<i>Carcharhinus galapagensis</i>	Electropositive metal	Field	yes	Wang et al., 2008
<i>Carcharhinus plumbeus</i>	Electropositive metal	Field	yes	Wang et al., 2008
<i>Negaprion brevirostris</i>	Electropositive metal	Field	yes	Rice, 2008
<i>Carcharhinus galapagensis</i>	Neodymium (Nd) metal	Field	no	Robbins et al., 2008
<i>Carcharhinus galapagensis</i>	PrNdA	Field	no	Robbins et al., 2008

427

428

Figure legends

Figure 1. Map of the marine area (northeastern Atlantic) and location of the fishing zone (black oval) where magnet experiments were conducted.

Figure 2. a. Position of the magnet model 2 with a hook under real fishing conditions. Photo: Sebastián Biton Porsmoguer. b. Position of magnet model 2 on a hook measured for magnetic field in laboratory. Photo: Christophe Almarcha.

Figure 3. Position of hooks with magnet models 1, 2 and control hooks in the tested zones 1, 2 and 3. The rest of the longline was the zone 4.

Figure 4. Measurement of the maximum magnetic field B in tesla (T) along the distance X in cm for a hook filled with, respectively, big magnet for model 1 (big black circles), small magnet for model 2 (small grey circles), a hook alone after contact with big magnet model 1, a hook alone after contact with small magnet model 2 and a hook alone which was never in contact with a magnets (white circles), in a log-log scale.

Figure 5. A blue shark *Prionace glauca* caught by the longline vessel during the fishing campaign. Photo: Sebastián Biton Porsmoguer.

Figure 6. Comparison of the CPUE (catch per unit of effort) with mean values for blue shark (*Prionace glauca*) between the two model of magnets (M1 = model 1, M2 = model 2) and the control hooks inside the tested zones.

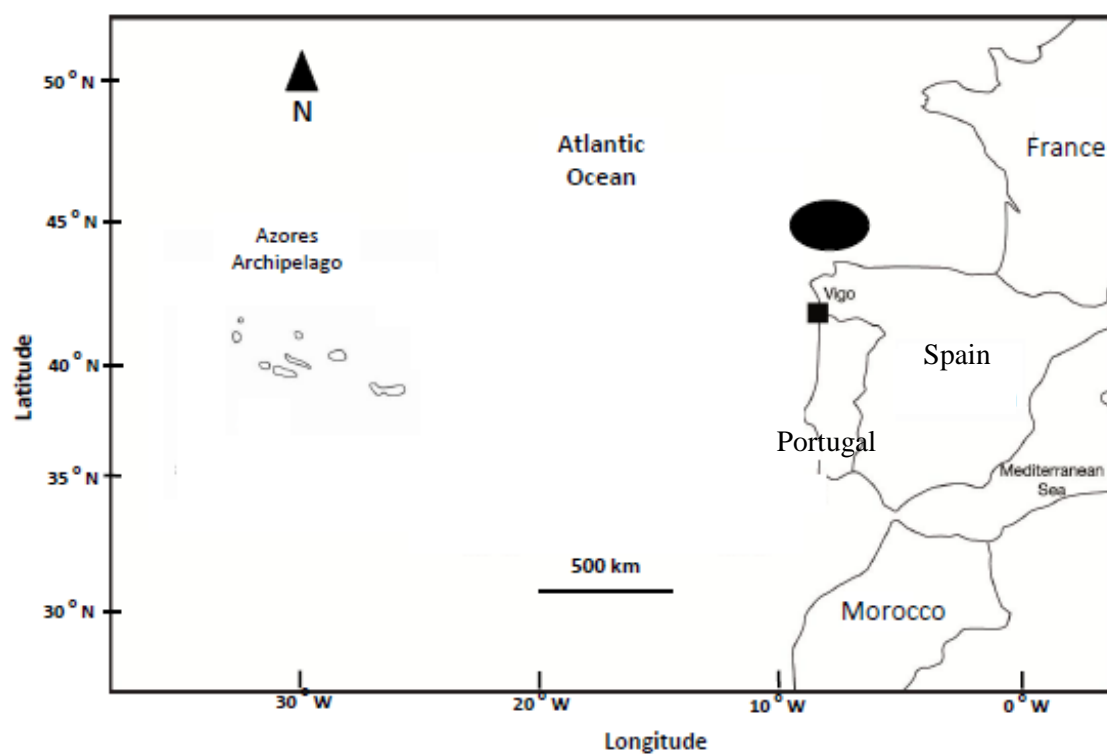


Figure 1.



Figure 2.

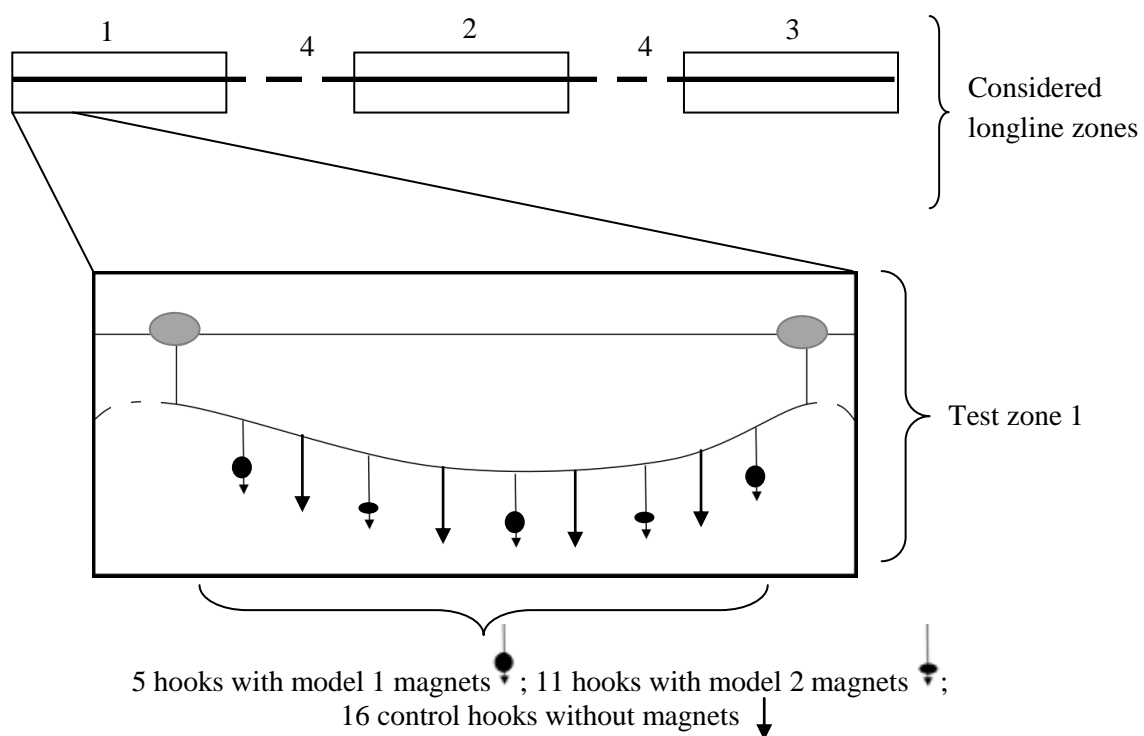


Figure 3.

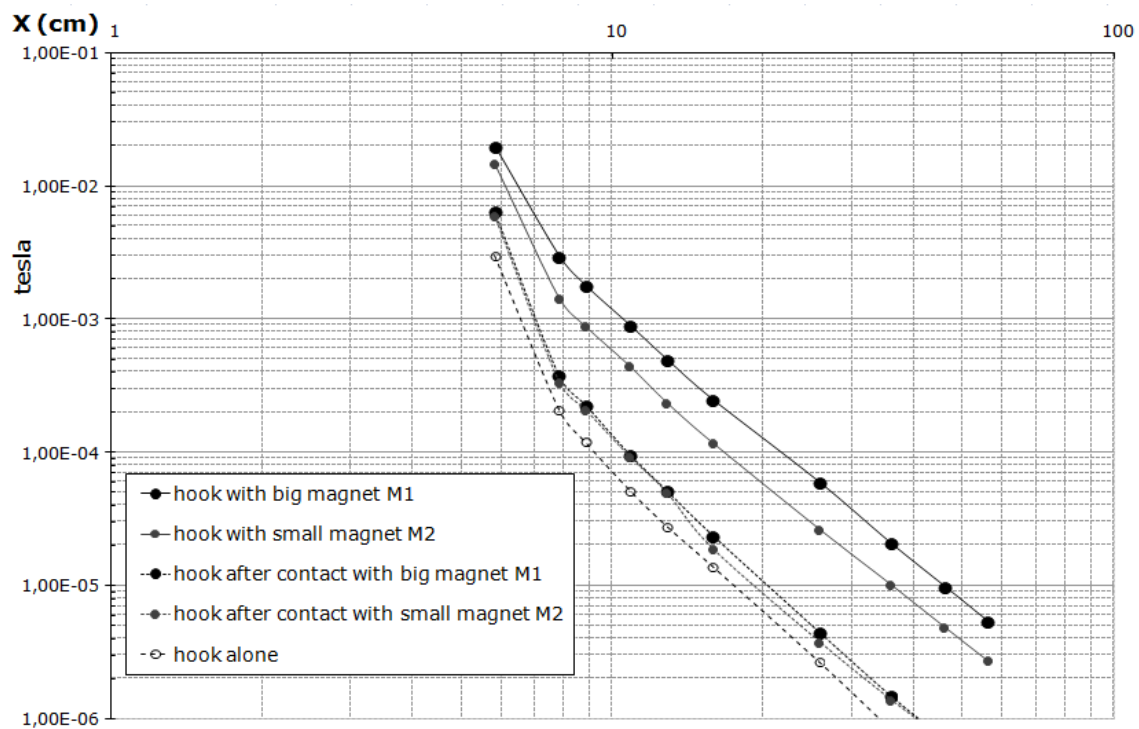


Figure 4.



Figure 5.

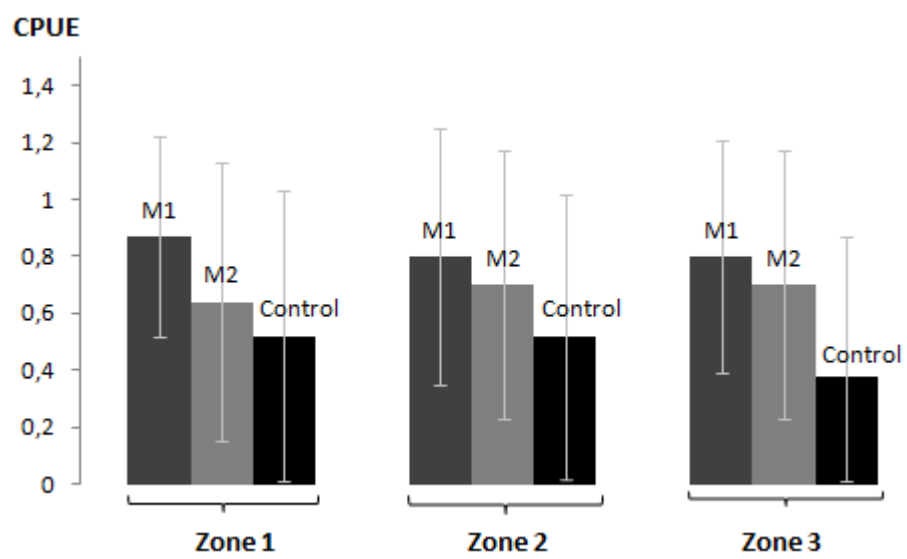


Figure 6.