



HAL
open science

Silica Containing Composite Anion Exchange Membranes by Sol–Gel Synthesis: A Short Review

Emanuela Sgreccia, Riccardo Narducci, Philippe Knauth, Maria Di Vona

► **To cite this version:**

Emanuela Sgreccia, Riccardo Narducci, Philippe Knauth, Maria Di Vona. Silica Containing Composite Anion Exchange Membranes by Sol–Gel Synthesis: A Short Review. *Polymers*, 2021, 13, 10.3390/polym13111874. hal-03664177

HAL Id: hal-03664177

<https://amu.hal.science/hal-03664177>

Submitted on 10 May 2022

HAL is a multi-disciplinary open access archive for the deposit and dissemination of scientific research documents, whether they are published or not. The documents may come from teaching and research institutions in France or abroad, or from public or private research centers.

L'archive ouverte pluridisciplinaire **HAL**, est destinée au dépôt et à la diffusion de documents scientifiques de niveau recherche, publiés ou non, émanant des établissements d'enseignement et de recherche français ou étrangers, des laboratoires publics ou privés.



Distributed under a Creative Commons Attribution 4.0 International License

Review

Silica Containing Composite Anion Exchange Membranes by Sol–Gel Synthesis: A Short Review

Emanuela Sgreccia ^{1,*}, Riccardo Narducci ¹, Philippe Knauth ² and Maria Luisa Di Vona ¹

¹ Department of Industrial Engineering and International Laboratory “Ionomer Materials for Energy”, University of Rome Tor Vergata, I-00133 Rome, Italy; riccardo.narducci@uniroma2.it (R.N.); divona@uniroma2.it (M.L.D.V.)

² CNRS, Madirel (UMR 7246) and International Laboratory “Ionomer Materials for Energy”, Aix Marseille University, F-13013 Marseille, France; philippe.knauth@univ-amu.fr

* Correspondence: emanuela.sgreccia@uniroma2.it

Abstract: This short review summarizes the literature on composite anion exchange membranes (AEM) containing an organo-silica network formed by sol–gel chemistry. The article covers AEM for diffusion dialysis (DD), for electrochemical energy technologies including fuel cells and redox flow batteries, and for electrodialysis. By applying a vast variety of organically modified silica compounds (ORMOSIL), many composite AEM reported in the last 15 years are based on poly (vinylalcohol) (PVA) or poly (2,6-dimethyl-1,4-phenylene oxide) (PPO) used as polymer matrix. The most stringent requirements are high permselectivity and water flux for DD membranes, while high ionic conductivity is essential for electrochemical applications. Furthermore, the alkaline stability of AEM for fuel cell applications remains a challenging problem that is not yet solved. Possible future topics of investigation on composite AEM containing an organo-silica network are also discussed.

Keywords: ionomers; ormosils; diffusion dialysis; fuel cells; redox flow batteries; electrodialysis

Citation: Sgreccia, E.; Narducci, R.; Knauth, P.; Di Vona, M.L. Silica Containing Composite Anion Exchange Membranes by Sol–Gel Synthesis: A Short Review. *Polymers* **2021**, *13*, 1874. <https://doi.org/10.3390/polym13111874>

Academic Editors: Dong-Jin Yoo and Emanuela Sgreccia

Received: 10 May 2021

Accepted: 1 June 2021

Published: 4 June 2021

Publisher’s Note: MDPI stays neutral with regard to jurisdictional claims in published maps and institutional affiliations.



Copyright: © 2021 by the authors. Licensee MDPI, Basel, Switzerland. This article is an open access article distributed under the terms and conditions of the Creative Commons Attribution (CC BY) license (<http://creativecommons.org/licenses/by/4.0/>).

1. Introduction

Anion exchange membranes (AEM) are important materials for applications in energy and in the environment [1–4]. In electrochemical energy technologies, they are used as ion-conducting separators between the electrode compartments physically impeding the mixture of electrolyte solutions in redox flow batteries [5–10] or gases (hydrogen and oxygen) in anion exchange membrane fuel cells (AEMFC) and water electrolyzers [11–14]. In this case, the major requirements are a high ionic conductivity in order to reduce as much as possible the Ohmic drop during current flow; and a low permeability to reactants, i.e., electrochemically active ions in a redox flow battery or a low hydrogen and oxygen permeability in AEMFC. The environmental applications of AEM are especially for water purification [15,16] or acid recovery by diffusion dialysis (DD) [17,18]. In this case, the ion permselectivity is a major factor of merit [19,20]. In any case, AEM must present a good chemical stability against acids and bases; reducing or oxidizing conditions; a good mechanical stability, especially high strength and sufficient ductility; and a good thermal stability to be applicable above room temperature, typically up to 100 °C [21–23].

The field of advanced membrane separators can profit from two approaches: (i) the synthesis of new ionomers with new polymer backbones or new ion exchange groups; and (ii) the modification of existing ionomers, especially by adding a second phase to prepare composite ion exchange membranes.

We have contributed a significant amount of work, along with others, on the synthesis and characterization of composite ion exchange membranes either in protonic or

anionic forms. Most of the published literature concern materials with inorganic second particles, especially silica [24–28]; titania [29–32] or more complex inorganic solids, such as MXenes [33]; or those presenting an intrinsic ionic conductivity, such as the proton-conducting $\text{Zr}(\text{HPO}_4)_2$ [34,35] or anion-conducting lamellar double hydroxides (LDH) [36–39].

In most of the cases, preformed oxide particles were added to the anion exchange polymer during casting. This procedure can, however, lead to an imperfect distribution of the nanoparticles due to sedimentation. This phenomenon generally impacts mechanical properties with a lower strength and ductility due to the inhomogeneities and lower performances, especially reduced ionic conductivity. An interesting approach to avoid this drawback is the in situ formation of the second phase by sol–gel chemistry inside the casting solution.

The sol–gel process that generates in situ inorganic or hybrid networks within a polymeric membrane is a flexible and versatile strategy for the synthesis of conductive nanocomposite materials with very homogeneous and precise morphology [40–42]. In principle, the sol–gel process begins with the infiltration of a precursor solution into the polymer matrix. The hydrolysis of the precursor occurs due to the nucleophilic water present in the membrane that reacts with the inorganic atoms. If the reaction is acid-catalyzed a hydrated acidic polymer, such as Nafion, acts as a catalyst by itself. The original morphology of unfilled polymer membranes is maintained even after the sol–gel process. The differences between anionic and cationic membranes are considerable and synthetic methods for preparing nanocomposites via sol–gel chemistry cannot be fully transposed between the two ionic conductors but must be targeted to the chosen material.

Many silica precursors are available. An important role in the formation of a hybrid silica network is played by organically modified silicas (ORMOSIL), where the organic functional groups are covalently attached to the silica structure which consents to a specific control of the chemical and physical properties of the materials [42,43]. The number of alkoxide groups on the silicon atom determines the role in the reaction and the network structure: tetra-functional silicon alkoxides act as a network former, tri-functionals behave as cross-linker, di-functionals are bridging molecules, and mono-functionals can be used as terminating agents.

This short review is intended to present a comprehensive view on anion-conducting hybrid polymers obtained by sol–gel routes from silica precursors covering the last 15 years. It is subdivided into three parts corresponding to the major applications.

2. Membranes for Diffusion Dialysis (DD) and Related Fields

AEM are a key component that determines the performance of DD processes, especially for acid recovery. Pioneers in this field were Tongwen Xu and his co-workers that, starting from 2003, prepared various hybrid materials in order to test the feasibility of membranes containing a silica network as anion exchangers. Initially they prepared positively charged co-polymers and started from polyethylene oxide (PEO) functionalized with alkoxysilanes followed by quaternization [44]. The authors also explored aliphatic co-polymers formed by glycidylmethacrylate (GMA) and 3-methacryloxy propyltrimethoxysilane (MPS) [45].

Glycidyl (or 2,3-epoxypropyl) groups are often introduced in polymeric backbones due to their high reactivity which allows easy polymer functionalization using various reagents such as amine, water, alcohol, alkyl halide, etc. [46]. The co-polymers formed by a polymerizable unit containing a glycidyl moiety and an ORMOSIL in the backbone were modified by ring opening reactions and used as the precursor for sol–gel processes with further MPS [45].

The same strategy was applied to the co-polymer formed by GMA and MPS and reacted by sol–gel with N-triethoxysilylpropyl-N,N,N-trimethylammonium iodide (APTEOS-I) and monophenyltriethoxysilane (EPh) (Figure 1). The homogeneity was

strongly influenced by both the quantity of silicon and the molecular weight of the copolymer: membranes with higher molecular weight showed the worst morphological properties [47]. A related approach used MPS, 3-glycidoxypropyltrimethoxysilane (GPTMOS), and triethoxysilylpropylamine quaternized with CH_3I to introduce the anion-exchange moiety [48].

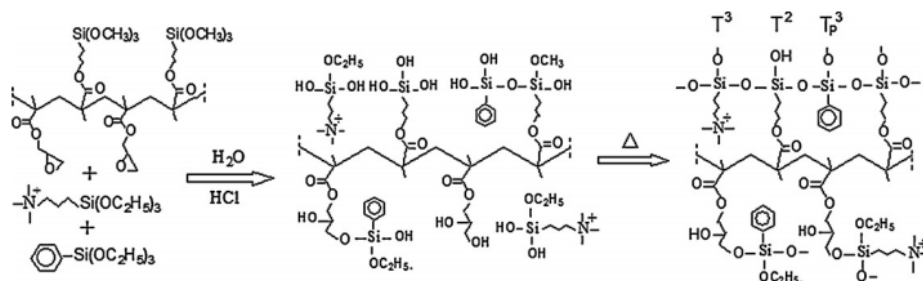


Figure 1. Schematic synthesis of AEM showing the role of glycidyl and alkoxy groups. Reprinted from Reference [47] with permission from Elsevier.

Some authors started from a commercial aromatic polymer, mostly poly (2,6-dimethyl-1,4-phenylene oxide) (PPO) and post-functionalized the backbone with an ORMOSIL, often by methylbromination or methylchlorination routes, to achieve a hybrid precursor for the following sol-gel processes.

For example, Xu et al. functionalized brominated PPO (BrPPO) with 3-aminopropyl-trimethoxysilane (APTAMOS) followed by sol-gel reaction with further APTAMOS [49]. The material became an anionic conductor during the sol-gel procedure in acidic media due to the protonation of the amine moieties. Throughout this explorative work, the authors showed that a good homogeneity can be achieved controlling the initial ratio between APTAMOS and the degree of bromination of PPO. Hollow-fibers of BrPPO, obtained by electrospinning, were treated with tetraethoxysilane (TEOS) and then quaternized [50]. The membranes presented a homogenous morphology and good thermal and dimensional stabilities.

Analogous membranes that were based on PPO and were reacted with EPh and TEOS were applied in DD [51]. The operational temperature was in the range from 15 °C to 65 °C and the separation performances increased at higher temperatures. This material was also electrospun and hot-pressed. The resulting membranes showed excellent DD characteristics attributed to the particular membrane morphology [52].

PPO quaternized with dimethylaminoethanol (DMAE) was used for the sol-gel reaction with the ionic liquid 3-methyl-1-(3-(triethoxysilyl) propyl)-1H-imidazolium chloride [53]. The interest in this work is to maintain the ion exchange capacity by adding a silica network containing ionic groups. The obtained membranes were thin, porous, mechanically stable, and possessed a high ion exchange capacity above 2.1 meq/g and an excellent performance in DD. The porosity increases with the amount of ionic liquid (Figure 2).




Figure 2. Scanning electron micrographs of porous AEM with ionic liquid: (a–c) corresponds to a low amount of ionic liquid, while (d–f) has a higher ionic liquid loading. Reprinted from Reference [53] with permission from Elsevier.

In an extension of this work, amphoteric membranes were synthesized by adding the same ionic liquid and 4-(hydroxymethyl) benzoic acid to PPO quaternized with DMAE [54]. The zwitterionic pores not only improved the proton diffusion coefficients but also the diffusion of ferrous ions (feed solution HCl and FeCl₂) showing that the size of the pores was of paramount importance to achieve high selectivity.

Another approach used poly (vinyl alcohol) (PVA) as the backbone. Major advantages of PVA are its high hydrophilicity that improves water diffusion, its non-toxicity, and its low price. Furthermore, the hydroxyl groups can easily react by condensation with organo-silica precursors. Many efforts were spent to improve the mechanical properties of PVA.

Xu and his co-workers prepared hybrid materials based on poly (vinyl alcohol) (PVA) and APTEOS-I [55]. In order to improve the mechanical properties, the PVA matrix was cross-linked with different agents ranging from small alkoxysilanes (TEOS, GPTMOS, and EPh) to the co-polymer formed by GMA and MPS, which is described in Reference [47]. Membranes obtained with the co-polymer cross-linker showed the best properties in DD tests.

Hybrid membranes were prepared from TMA-quaternized PPO, PVA, and double crosslinking agents including EPh and TEOS [56]. The OH groups in PVA were regarded as assistant functional groups for the sorption and DD process. Similar membranes were later used for acid recovery [57]. Hybrid quaternized PVA (Q-PVA) based membranes were also used for the pervaporation dehydration of ethanol [58]. Q-PVA was obtained by reaction of PVA with glycidyltrimethylammonium chloride (GTMA-Cl) followed by cross-link formation with glutaraldehyde (GA). The Q-PVA was modified by sol-gel reaction with APTEOS. It was reported that the introduction of ammonium groups enhanced the PVA water permselectivity and permeation flux due to the increased hy-

drophilicity and reduced PVA crystallinity. Furthermore, the addition of APTEOS introduced nanofractal blisters on the surface due to the self-assembly of the ammonium groups of quaternized PVA chains and the amino groups of APTEOS. The modified membranes showed an improved pervaporation performance with respect to pristine Q-PVA that depended on the APTEOS amount.

Co-polymers formed of vinylbenzyl chloride (VBC) and MPS were quaternized and reacted with PVA by the sol-gel process as reported in Figure 3 [59]. They showed excellent properties in DD compared to commercial membranes. The swelling decreased as the amount of co-polymer increased and therefore as the IEC increased, a trend opposite to the normal behavior of AEM resulted because non-functionalized PVA was the main source of membrane swelling.

Poly (VBC-co-MPS) were then prepared with high and low molecular weight and treated with PVA. Here the authors assumed cross-linking of PVA by Si-O-Si bonds and studied the effect of the molecular weight on the membrane properties and DD process [60].

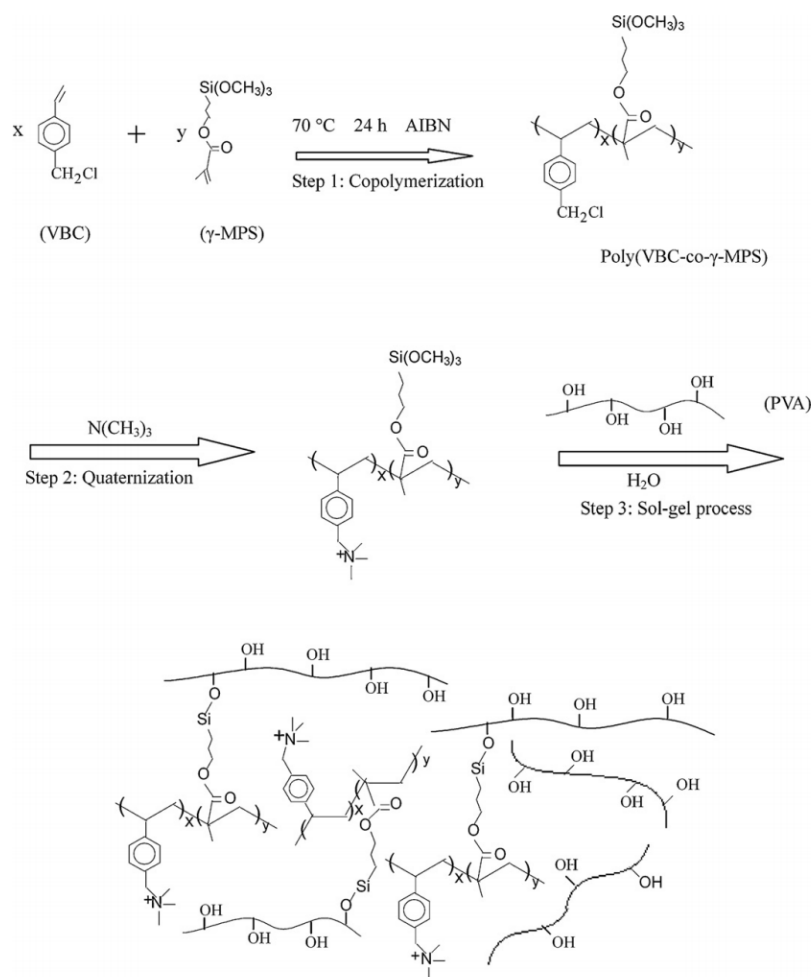


Figure 3. Synthetic routes of hybrid membranes based on poly (VBC-co-MPS) and PVA. Reprinted from Reference [59] with permission from Elsevier.

An imidazolium functionalized ionic liquid was directly linked to PVA and TEOS [61]. Membranes showed good DD performance with high acid recovery and separation factor. Imidazolium was also functionalized with APTEOS by sol-gel and used to quaternize BrPPO. The hybrid materials were tested for salt removal [62]. The authors observed that during the process the power consumption decreased while the current efficiency increased with the functionalized silica content.

Another approach was realized preparing 2-(dimethylaminomethyl)pyridine quaternized with a long chain formed by hydroxyl alkylbromide and used as the precursor for sol-gel and cross-linking reactions with PVA and TEOS [63]. A lumped parameter model was developed and used to predict the membrane performance in acid recovery and compared with experimental results.

The double quaternization of 1,4-diazabicyclo [2.2.2] octane (DABCO) was explored in Reference [64] using dibromohexane in the first step and cross-linking with PVA and GPTMOS in the second step. In Reference [65], DABCO was replaced by 1,5-diaminonaphthalene quaternized with GTMA-Cl and reacted with PVA and TEOS that were used as cross-linking agents. The membrane selectivity depended on the ionic radius and mobility and it was very high for Al^{3+} but lower for Fe^{2+} and Zn^{2+} .

Poly (DMAEM-co-MPS) was prepared by free radical polymerization of 2-(dimethylaminoethyl) methacrylate (DMAEM) and MPS [66]. The sol-gel precursor was used in the reaction with PVA followed by reaction with GTMA-Cl and quaternization with CH_3I . A series of membranes was obtained varying the percentage of the co-polymer. In this paper the authors compared the acid recovery and separation performance values of different available membranes for DD and the explanation for the scheme of the process is reported in Figure 4.

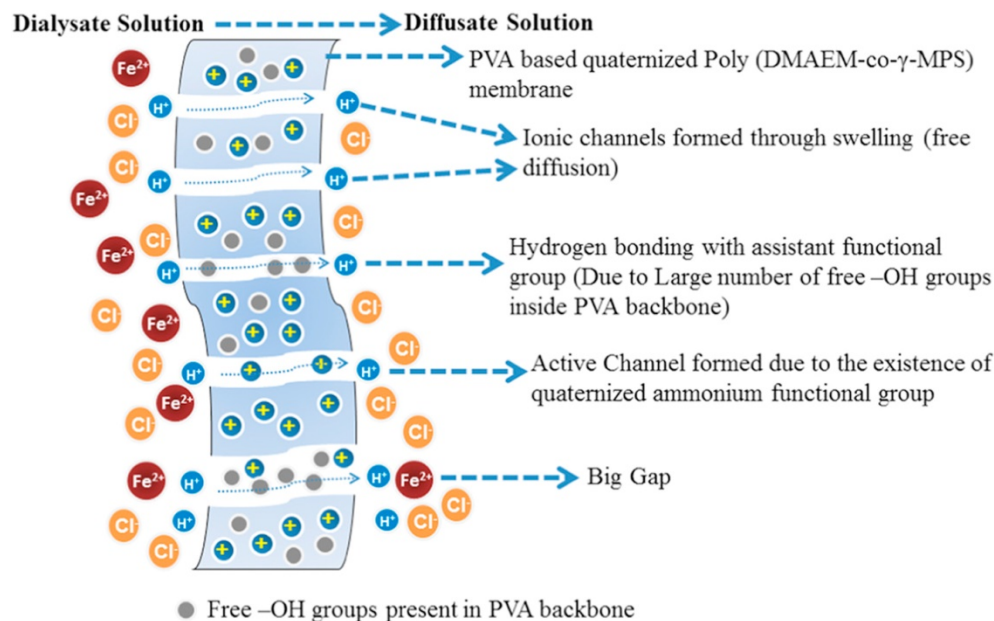


Figure 4. Schematic diffusion dialysis process. Reprinted from Reference [66] with permission from Elsevier.

Vinod Shahi and his co-workers prepared membranes based on PVA and TEOS by sol-gel and added anion exchange resin particles (Indoin) to the matrix; they studied various membrane properties such as permselectivity and ion transport numbers [67]. In Reference [68] they replaced ion exchange resin particles with quaternized 4-vinylpyridine grafted and were crosslinked to PVA and TEOS. The resulting membranes were analyzed concerning different electrochemical properties, such as ionic transport numbers, electroosmotic coefficient, and ionic conductivity. The conductivity in NaCl was up to 0.4 mS/cm . An anion exchange hybrid material was obtained by a green method using APTEOS and GTMA-Cl via electrophilic ring opening reaction and by introducing the silica precursor in PVA [11]. The presence of the inorganic network in PVA was responsible for good electrochemical properties including a hydroxide conductivity up to 7.6 mS/cm and a low electro-osmotic drag of solvent across the membrane. The same membranes were reported in Reference [69] but the conductivity was much higher.

Free radical polymerization between DMAEM and vinyltrimethoxysilane (VTMS) was followed by sol–gel reaction with PVA, crosslinking, and quaternization [70]. These membranes were analyzed from the point of view of different electrochemical properties including electro-osmotic drag, electrodialysis, and ionic conductivity in NaCl solution (up to 7.2 mS/cm).

Composite membranes for pervaporation separation were developed by Premakshi et al. starting from PVA and a quaternized ammonium silica precursor obtained by APTMOS and GTMA-Cl [71]. The hybrid was obtained by sol–gel reaction and crosslinking with formaldehyde. The increase in the silica content in the membranes increased the permeation flux and the selectivity. The hydrophilicity of the materials favored the selective removal of water from alcohols.

Membranes for acid recovery via DD based on PVA were also obtained by grafting allyltrimethylammonium chloride on the polymer via free-radical polymerization [72]. The grafted polymer was cross-linked with TEOS by sol–gel process. The membrane properties depended on the grafting ratio and an optimal performance (feed solution HCl and FeCl₂) was obtained with a ratio of 19%, with the best compromise between the permeation flux and the selectivity.

Poly(ethyleneimine) (PEI) was modified by GPTMOS through epoxide ring-opening reaction to synthesized silica modified poly(ethyleneimine) (SMPEI). Composite AEM were obtained by the sol–gel process in aqueous media using PVA [73]. The electro-osmotic study revealed that mass drag across these membranes and their equivalent pore radius increased with SMPEI content in the membrane matrix.

The synthesis of functionalized stationary phases with quaternary ammonium groups on the silica surface was realized by Buszewski et al. [74]. Silica gel was modified with APTEOS and reacted with 4-butanedioldiglycidyl ether and methylamine obtaining quaternized ammonium groups. The resulting materials were efficiently used for the ion-chromatographic separation of inorganic anions.

3. Membranes for Electrochemical Energy

Following Reference [44], the hybrid PEO-based matrix was used as the precursor for the subsequent sol–gel reaction with EPh and/or TEOS [75]. The hybrid ionomers intended for use in AEMFC showed homogeneous morphology, good mechanical properties, and relatively good stability in alkali media, although the conductivity was limited and membranes showed water instability.

Similar to the functionalization of PEO, quaternized PPO reacted by sol–gel with EPh and/or TEOS with partially hydrolysed bromomethylated groups and with a supplementary heat treatment at 120–140 °C [76]. According to the authors, a possible effect of the thermal treatment was the formation of cross-linked membranes after loss of the ammonium groups (via Friedel–Crafts reaction) that increased the hydrolytic stability. The conductivity reached 8.5 mS/cm with relatively high alkaline resistance.

In 2008, Xu and his co-workers prepared co-polymers based on VBC and MPS followed by quaternization of VBC with TMA and sol–gel reaction with EPh and/or TEOS [77]. The membranes showed good mechanical properties but the conductivity remained relatively low: 0.2 mS/cm. Other similar membranes obtained with slight modification of the reaction conditions reported in Reference [76] showed apparently better properties including ionic conductivity 8–11 mS/cm at RT and 35 mS/cm at 90 °C in fully humidified conditions [78]. The co-polymer poly (VBC-co-MPS) was blended with BrPPO and then quaternized with TMA [79]. The highest conductivity (12 mS/cm) was observed for a BrPPO content of 75%.

A comparison between hybrid membranes containing a dispersed or linked silica network was realized by Zheng et al. [80]. Cardo poly (aryl ether sulfone ketone) s functionalized with tertiary amine groups were used as a starting product to prepare composite membranes by *in situ* sol–gel of TEOS (Figure 5, left). In the second procedure, the same polymer used before quaternization reacted with an alkyl siloxane to obtain a

quaternized hybrid precursor. The hybrid polymer then underwent sol-gel reaction via a partial hydrolysis of alkylsiloxane portion in the basic medium. The second procedure led to a hybrid with a Si-O-Si network (Figure 5, right). The membrane with a linked silica network showed an improvement, especially in terms of mechanical properties and alkaline stability, while the composite membranes presented inhomogeneity and poor mechanical resistance.

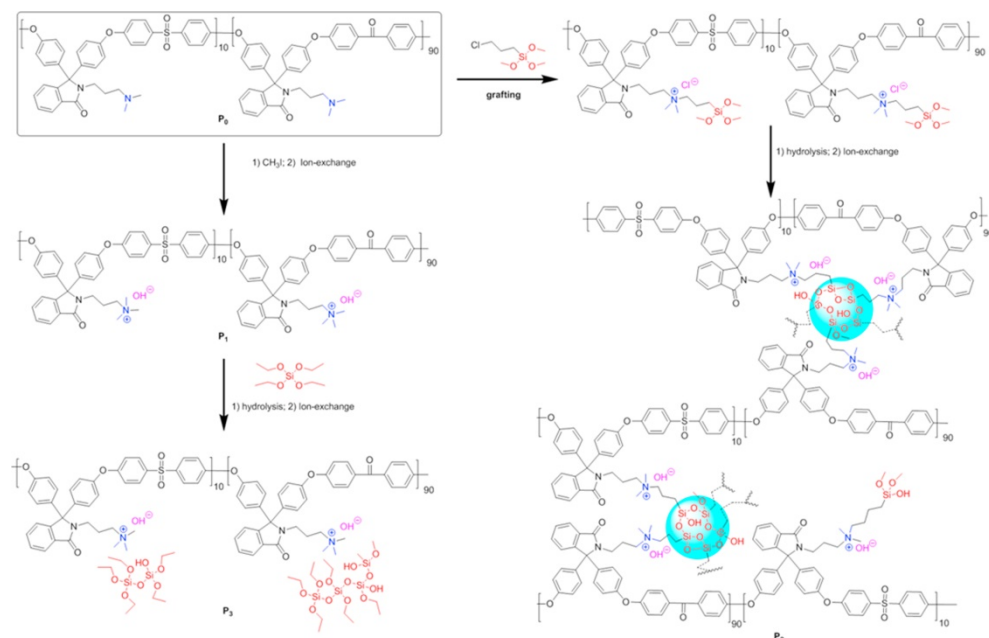


Figure 5. Synthesis routes for composite membrane (**left**) or linked silica network (**right**). Reprinted from Reference [80] with permission from Elsevier.

The synthesis of 4,4'-Oxydiphenylguanidine (ODG) was performed via Vilsmeier salt and quaternized with (chloromethyl)trimethoxysilane to obtain 4,4'-oxydiphenyl guanidinium-bridged-silsesquioxane (ODGBS) [81]. Chloromethylated polysulfone (PSU) reacted with ODG forming cross-linked and quaternized guanidine moieties and different amounts of ODGBS were added to this system. Ion exchange capacity, water uptake, and conductivity of the modified membrane increased with ODGBS content. The alkaline stability was also related to the ODGBS amount and attributed to better water retention and the delocalization of the positive charge.

ORMOSIL-based membranes can improve another important green technology: Direct Methanol Fuel Cells (DMFC). Low methanol crossover is critical for high energy efficiency and longevity. Membranes based on polynorbornene (PNB) possessing pendant epoxy groups and functionalized by sol-gel with silica-containing ammonium moieties (APTAMOS) in the presence of GA as cross-linker were used as separators in DMFC (Figure 6) [82]. The methanol permeability was in the order of 10^{-7} cm² s⁻¹, which is much lower than that of Nafion. The alkaline stability in 6M NaOH of the hybrid materials improved with the amount of APTAMOS, although the initial conductivity decreased with the presence of the second phase. The best compromise was found for 10% APTAMOS. In a modified synthesis, starting from PNB containing hydroxyl groups, the authors investigated the influence of the quantity of quaternary ammonium groups on the properties [83]. The ionic conductivity ascribed to the hydrophilic silica part that was embedded in the PNB hydrophobic matrix reached 10 mS/cm at 80 °C for the sample containing 25% TMSP.

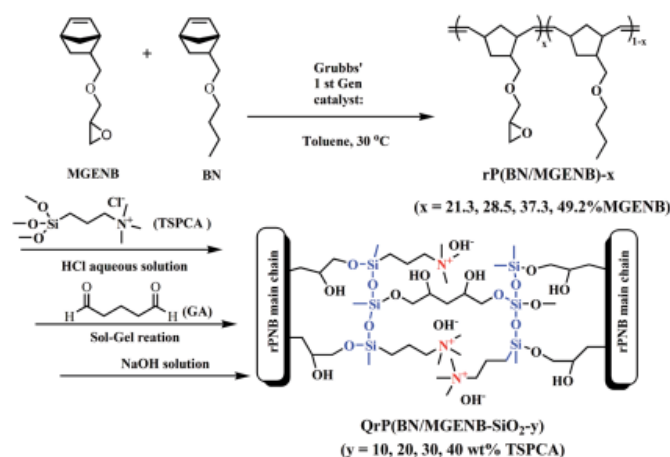


Figure 6. Schematic synthesis of polynorbornene based AEM. Reproduced from Reference [80] with permission from the Royal Society of Chemistry.

Several AEM were prepared starting from BrPPO. In Reference [84], it was quaternized with 1,2-dimethylimidazole and partially hydrolyzed to react by sol-gel with GPTMOS and TEOS were used in AEMFC. A study of the properties was conducted as a function of the inorganic content and the IEC. The best results were obtained with membranes containing 24% of the inorganic phase and a relatively high value of IEC (2.84 meq/g and conductivity 34 mS/cm at 80 °C). The alkaline stability tested in 2M KOH at 60 °C showed that, for this sample, an improved resistance was obtained (loss of conductivity of pristine and hybrid membranes was 51% and 32% for 10 days, respectively). The dense silica network was believed to be responsible for the higher stability due to its screening effect of the positive charge around the ammonium moiety. A similar beneficial effect was found in composite polyamine (PA) membranes containing a modified silica network [85]. The modified silica, obtained by sol-gel reaction between silica and APTEOS, was cast with PA and the resulting membrane quaternized with CH_3I .

BrPPO was functionalized by N-methyldiethanolamine and two cross-linker molecules (N,N,N',N'-tetramethyl-1,6-hexane-diamine and 2-(3,4-epoxycyclohexyl) ethyltrimethoxysilane) were incorporated into the polymeric matrix via sol-gel process. The simultaneous uses of two cross-linking agents were intended to improve the dimensional stability and alkali resistance of the membrane and to maintain a good hydroxide conductivity, which reached 21 mS/cm at 80 °C. The alkaline stability displayed a moderate improvement [86]. Another approach based on BrPPO was exploited by He et al. [87]. The brominated precursor was partially quaternized with triethylamine and reacted with GPTMOS. The epoxy rings reacted with the residual BrPPO while the alkoxy groups of GPTMOS underwent sol-gel reactions forming a cross-linked hybrid material. The conductivity increased with the amount of GPTMOS in the membranes reaching a value of 46 mS/cm at 80 °C. The alkaline stability in 1M KOH at 80 °C showed an improved resistance with respect to the pristine sample although a loss of conductivity around 45% was observed.

Guanidinium-functionalized graphene oxide (GGO) nanoparticles were embedded in un-charged PSU functionalized with diethanolamine (DEA) via the chloromethylation route [88]. The absence of positive charges on PSU was intended to avoid the backbone degradation, especially by the chain scission of ether and sulfone links. The alkaline stability tests in 1M NaOH at 60 °C showed a retention in conductivity around 75% for the sample containing 25% of GGO after 120 h.

Silica particles synthesized by sol-gel were polymerized and quaternized with imidazolium moieties tethered by hydrophilic groups (NH_2 , OH, and CO_2H) and incorporated in a chitosan CS matrix [89]. The hydrophilicity of the functionalized silica was responsible for good homogeneity and compatibility between the two phases. Despite

the relatively low value of IEC (up to 0.45 meq/g) the AEM formed by a non-conductive backbone and conductive particles reached a decent conductivity (up to 3.1 mS/cm at RT). The alkaline stability (3M KOH, 80 °C) was very good; the conductivity loss was less than 10% after 300 h.

Recently Sgreccia et al. prepared membranes based on TMA-quaternized PSU containing a semi-interpenetrating silica network formed by 3-(trimethoxysilyl) propyl-N,N,N-trimethylammonium chloride (TMSP) or by TMSP and 3-(2-aminoethylamino)propyldimethoxy-methylsilane (AEAPS) [90]. The composite with only TMSP showed better properties in term of ductility and conductivity due to a better homogeneity, although the composite with TMSP and AEAPS presented a more stable network in alkaline conditions (Figure 7).

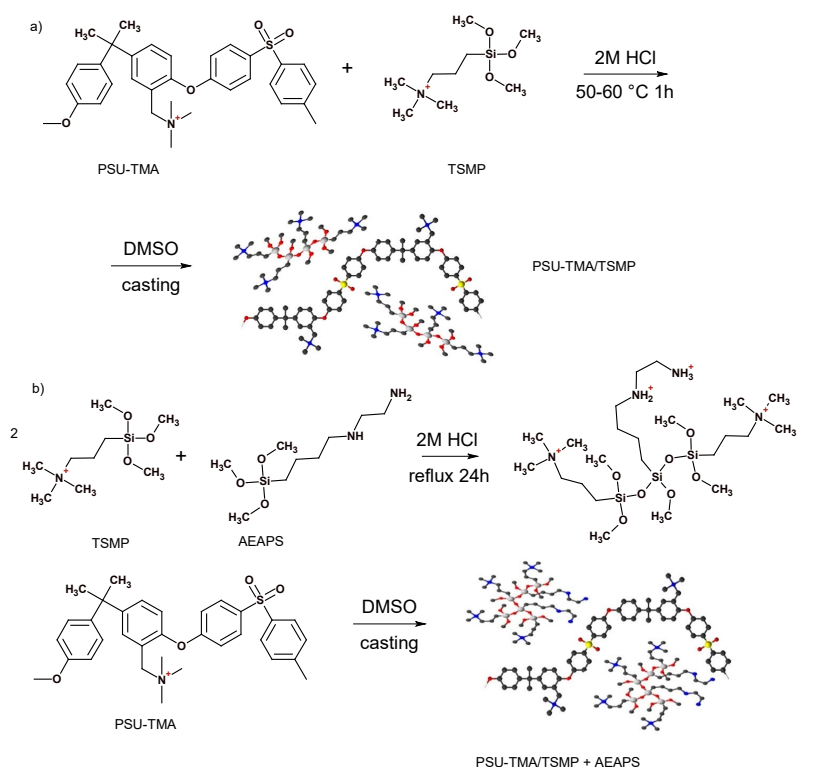


Figure 7. Synthesis routes for hybrid membranes by (a) in-situ and (b) ex-situ sol-gel techniques [90].

By adding different amounts of TEOS to PVA quaternized with GTMA-Cl, a series of hybrid membranes with different silica contents were synthesized and used in alkaline DMFC [91]. The membrane with 5 wt% of silica showed the best performances in term of permeability ($8.45 \times 10^{-7} \text{ cm}^2 \text{ s}^{-1}$ at 30 °C) and conductivity (6.8 mS/cm). A pyridine-functionalized PVA matrix was also prepared and the hydroxy groups of PVA reacted with ethoxy groups of 3-(2-aminoethylamino)propyltriethoxysilane (AAPTEOS) to form a network of Si-O-C and Si-O-Si bonds, which improved the dimensional stability and mechanical properties of the hybrid membranes [92]. The highest conductivity was 14 mS/cm at 30 °C and 96 mS/cm at 80 °C and the alkaline stability was remarkable; after 360 h in 6M NaOH at 80 °C, the remaining conductivity was nearly 90% of the initial one.

For vanadium redox flow batteries, Zhao et al. [93] prepared hybrid AEM starting from commercial Fumasep FAP (fluorinated AEM, Fumatech GmbH, Bietigheim-Bissingen, Germany), which was reacted by in situ sol-gel reaction with TEOS. The effects of using silica nanoparticles were the reductions in the crossover of vanadium ions and the rates of self-discharge and capacity loss. Hybrid membranes were also pre-

pared by reaction of (CS) and GPTMOS followed by sol–gel process [94]. These membranes did not contain permanent ammonium groups but became AEM by reaction of amine groups with an acid solution. The IEC remained relatively low (<0.7 meq/g) and the conductivity in 1 M VOSO_4 and 1M H_2SO_4 was in the order of 10 mS/cm.

4. Electrodialysis (ED)

Organic–inorganic AEM were synthesized to evaluate the performance of anion exchangers in the NaCl removal from an aqueous solution [95]. PVA, TMA-quaternized CS, and an anion-exchange silica precursor formed by an epoxide ring opening reaction between glycidoxypropyltrimethylammonium chloride and AAPTMOs were reacted and crosslinked by sol–gel in acidic conditions. The energy consumption was measured (4.1 kWh/kg for 94% removal of NaCl from 0.2 M NaCl).

Water-soluble siloxane resins obtained by sol–gel reaction of N-dimethoxymethylsilylpropyl-N,N,N-trimethylammonium chloride and 3-acrylamidopropyltrimethoxysilane were blended with monomers containing ammonium and acrylamide moieties and further submitted to photoinduced radical polymerization [96]. The obtained blend was also used for the impregnation of porous polyethylene to synthesize pore-filling hybrid AEM. The properties of the samples were influenced by the resin composition. The membranes were used for reverse ED showing an improved performance with respect to commercial AEM.

Graphene nano-ribbons bearing amide groups (fGNR) were incorporated into a co-polymer formed by free radical copolymerization between VBC quaternized with N-methylmorpholine and triethoxyvinylsilane. The co-polymer underwent sol–gel reaction with PVA and was cross-linked with formaldehyde [97]. The hydroxide ion conductivity reached 12 mS/cm at RT for the higher amount of fGNR (0.1 wt%). The hybrid membranes were used for salt removal by ED and for acid recovery by DD. In the ED process, the composite with the higher amount of fGNR showed the best current efficiency (89%) and the best lower energy consumption (1.36 kWh/kg).

Xu and his co-workers prepared zwitterionic membranes by the introduction of carboxylic acid groups in the membrane matrix via a sol–gel process with PPO quaternized with DEA (Figure 8). They investigated the influence of the amino isophthalic acid (AIPA) content on the membrane ED properties, such as ion flux and permselectivity for the $\text{Li}^+/\text{Mg}^{2+}$ system, as a model for the separation of lithium from seawater. The membrane with 20 wt% AIPA showed high flux with good permselectivity. Furthermore, excellent flux and permselectivity were also found for the other ions, including $\text{Na}^+/\text{Mg}^{2+}$, $\text{K}^+/\text{Mg}^{2+}$, and $\text{H}^+/\text{Fe}^{2+}$ [98].

This section may be divided by subheadings. It should provide a concise and precise description of the experimental results, their interpretation, as well as the experimental conclusions that can be drawn.

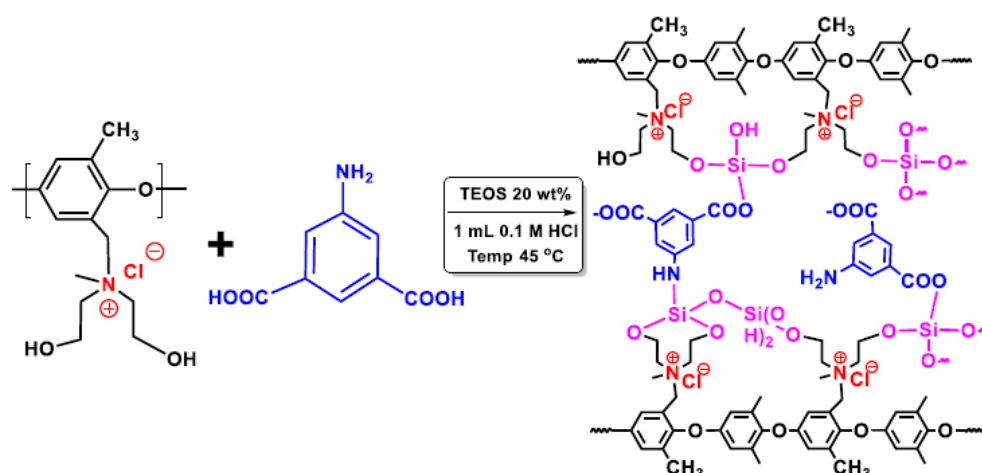


Figure 8. Zwitterionic membrane for electrodialysis. Reprinted from Reference [98] with permission from Elsevier.

Another zwitterionic polymer was prepared by reaction of AEAPS and 3-cyanopropyltrichlorosilane with PSU. This polymer showed pH sensitive properties, such as tuneable ionic conductivity and interface potential deposition on acidic and basic substrates [99].

5. Salient Features

Figure 9 represents the share of works on the three main applications of sol-gel AEM; the largest part is devoted to diffusion dialysis, followed by electrochemical energy technologies and electrodialysis. The most popular precursor polymers and Ormosils are also schematized in the figure.

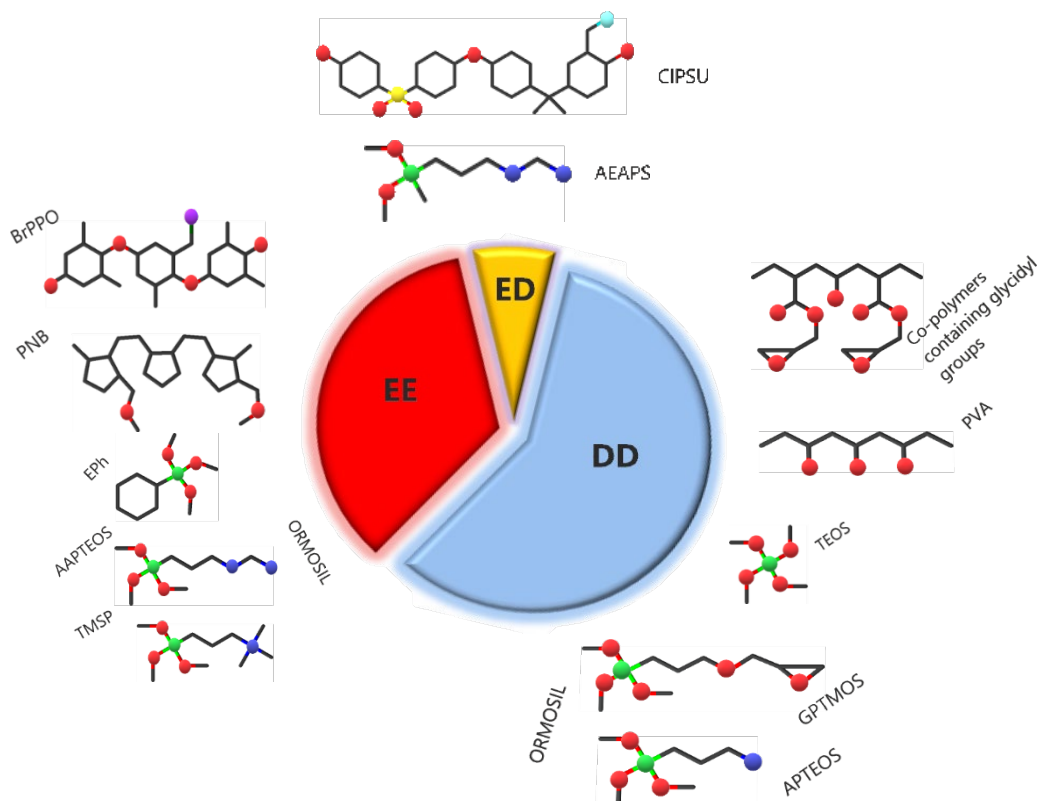


Figure 9. Relative amount of papers on the three main applications of sol-gel AEM and major polymer precursors and Si sources for these applications.

There are little literature on sol–gel modified AEM with other elements than Si [100,101]. According to many authors, the SiOH groups in sol–gel silica interact strongly with water molecules and favor water retention. Excessive condensation into Si–O–Si network can, however, limit the formation of ionic channels and much effort is directed to the correct the balance of the two phases. Titania and zirconia precursors, due to the higher reactivity of the metal, generally lead to a more condensed network with less OH groups. Furthermore, the starting materials for transition metal sol–gel methods are not easily available, more expensive, and sometimes difficult to manage.

Table 1 summarizes the precursors and the important properties of sol–gel composite AEM. One can observe that the ionic conductivity at room temperature remains below 10 mS/cm in most cases, although few papers indicate surprisingly high values. Similarly, the proton dialysis coefficients and separation factors are mostly consistent with few exceptions. In electrochemical energy technologies, the composite AEM are mainly used in DMFC, because the second phase can further reduce the methanol permeability.

Table 1. Polymer precursors, Si sources, and important properties of sol–gel modified AEM.

Polymer Matrix	Si Precursor	Properties	Reference
PEO	N-[3-(trimethoxysilyl)propyl] ethylene diamine	Pore size decreases with the increase in dip-coating sols (0.2–0.6, 0.023–0.12, 0.008–0.033 and 0.002–0.006 μm)	[44]
Poly(GMA-co-MPS)	MPS	Pore diameters: 0.006–0.002 μm	[45]
Poly(GMA-co-MPS)	MPS APTEOS-I, EPh	APTEOS-I content controls the membrane electrical properties Membrane potential: 11.6–15.8 mV	[47]
Poly(MPS-co-GPTMOS)	GPTMOS TEOS; Triethoxysilylpropylammonium	Membrane potential: 14.8–18.8 mV Transport number > 0.92	[48]
BrPPO	APTAMOS	Mole ratio Si/PPO in the polymer precursor 0.34, 0.42, 0.62, and 0.91	[49]
PPO-TMA hollow-fibers	TEOS	Maximum water uptake: 1.4 g water/g dry hollow fiber (10% of TEOS) Dimensional change: 13–16%	[50]
PPO-TMA	EPh TEOS	Easy diffusion of H^+ and Fe^{2+} (45 °C) at high content of silica: molar ratio (TEOS + EPh)/Br-PPO = 32%	[51]
PPO	SiO_2	Proton dialysis coefficient: 0.0703 m/h	[52]

			Separation factor (HCl/FeCl ₂): 68.0	
PPO-DMAE	IL: 3-methyl-1-(3-(triethoxy silyl)propyl)-1H-imidazol ium chloride		Proton dialysis coeffi- cient: 0.020–0.0273 m/h Separation factor (HCl/FeCl ₂): 38.8–86.5	[53]
PPO-DMAE	IL: 3-methyl-1-(3-(triethoxy silyl)propyl)-1H-imidazol -3-ium chloride		Zwitterionic pores Proton dialysis coeffi- cient: 0.021–0.0386 m/h Separation factor (HCl/FeCl ₂): 33.9–62.0	[54]
PVA	APTEOS-I TEOS, GPTMOS, EPh; GMA-MPS		Separation factor (HCl/FeCl ₂): 16–21	[55]
PPO-TMA PVA	TEOS EPh		Proton dialysis coeffi- cient: 0.021–0.049 m/h Separation factor (HCl/FeCl ₂): 44	[56]
PPO-TMA PVA	TEOS EPh		Proton dialysis coeffi- cient: 0.008–0.011 m/h (15 °C), 0.014–0.018 m/h (55 °C) Separation factor (HCl/FeCl ₂): 48–68 (15 °C), 40–51 (55 °C)	[57]
Poly(PVA-co-GTMA-Cl)	APTEOS		Separation factor (85% ethanol in water): 52–63 (50 °C) Nanofractal blisters on the surface	[58]
Poly(VBC-co-MPS) PVA	MPS		Separation factor (HCl/FeCl ₂): 25–30 (20 °C), 12.1–35.7 (60 °C)	[59]
Poly(VBC-co-MPS) (high and low molecular weight) PVA	MPS		Proton dialysis coeffi- cient (CH ₃ COOH): 0.009 m/h; Proton Dialysis co- efficient (HCl): 0.01– 0.029 m/h Separation factor (HCl/FeCl ₂): 28–39	[60]
PVA	TEOS 1-methylimidazole-AES P		Proton dialysis coeffi- cient 0.0315–0.0483 m/h Separation factor (HCl/FeCl ₂): 28.6–52.5	[61]
PPO-triethylamine	1-vinylimidazole-APTE OS		Power consumption: 0.98–1.17 kWh/Kg Current efficiency: 74.02–89.73%	[62]

PVA-2-(dimethylamino methyl)pyridine	TEOS	Proton dialysis coefficient: 0.009–0.022 m/h Fe ²⁺ dialysis coefficient: 0.00017–0.00055 m/h Separation factor (HCl/FeCl ₂): 42–54	[63]
PVA-DABCO	GPTMOS	Proton dialysis coefficient: 0.03–0.045 m/h Fe ²⁺ dialysis coefficient: 0.0009–0.0015 m/h Separation factor (HCl/FeCl ₂): 20.9–32.3	[64]
PVA-1,5-diaminonaphthalene-GTMA-Cl	TEOS	Proton dialysis coefficient: 0.0225 m/h (HCl-NaCl); 0.025 m/h (HCl-ZnCl ₂); 0.0275 m/h (HCl-FeCl ₂); 0.026 m/h (HCl-AlCl ₃)	[65]
Poly(DMAEM-co-MPS) PVA	MPS	Proton dialysis coefficient: 0.016–0.029 m/h Separation factor (HCl/FeCl ₂): 23.3–87.7	[66]
PVA Anion exchange resin particles (Indoin)	TEOS	Counter-ion transport numbers: 0.910–0.916 (Cl ⁻); 0.785–0.838 (Br ⁻); 0.712–0.786 (F ⁻) Permselectivity: 0.775–0.790 (Cl ⁻); 0.462–0.594 (Br ⁻); 0.387–0.545 (F ⁻)	[67]
PVA-4-vinylpyridine	TEOS	Electroosmotic permeability: 0.41–2.17 × 10 ⁻⁴ cm ³ /C Counterion transport number: 0.92	[68]
PVA GTMA-Cl	APTEOS	Counter ion transport number: 0.91–0.96 Permselectivity (OH ⁻): 0.86–0.94 OH ⁻ ion conductivity: 5.9–7.6 mS/cm	[11]
PVA GTMA-Cl	APTEOS	Transport number: 0.79–0.92 OH ⁻ ion conductivity: 34.8–75.7 mS/cm	[69]
DMAEM-VTMS PVA	VTMS	Permselectivity (Cl ⁻): 0.76–0.90 Cl ⁻ ion conductivity: 7.2 mS/cm	[70]
PVA	APTEOS -GTMA-Cl	Tensile strength: 55–69 MPa	[71]

		Elongation at break: 45–80% IEC: 0.25–0.73 meq/g	
PVA-allyltrimethylammonium chloride	TEOS	Proton dialysis coefficient: 0.015–0.060 m/h Fe ²⁺ dialysis coefficient: 0.013–0.020 m/h Separation factor (HCl/FeCl ₂): 7–22	[72]
SMPEI, PVA	GPTMOS	Permselectivity (Cl ⁻): 0.79	[73]
4-butanedioldiglycidyl ether-methylamine	Silica Gel APTEOS	Retention factor: 2.08–4.10 (Cl ⁻); 3.59–7.01 (Br ⁻); 1.02–1.88 (F ⁻); 4.42–8.57 (NO ₃ ⁻); 2.10–5.64 (NO ₂ ⁻)	[74]
PEO	EPh TEOS	Tensile Strength: 1.0–20.5 MPa Elongation at break: 33–120% OH ⁻ ion conductivity: 3 mS/cm	[75]
PPO-triethylamine	EPh TEOS	IEC (Br ⁻ form) 1.27–2.05 mmol/g OH ⁻ ion conductivity: 1.0–8.5 mS/cm	[76]
Poly(VBC-co-MPS)	MPS EPh, TEOS	IEC (Cl ⁻ form) 1.70–2.20 mmol/g OH ⁻ ion conductivity: 0.2–0.4 mS/cm	[77]
PPO-triethylamine	EPh TEOS	OH ⁻ ion conductivity: 8–11 mS/cm (RT); 35 mS/cm (90 °C) Peak power density: 32 mW/cm (fuel cell test)	[78]
Poly(VBC-co-MPS) BrPPO	MPS	IEC (Cl ⁻ form): 2.20–2.25 mmol/g OH ⁻ ion conductivity: 12 mS/cm	[79]
Cardo poly(aryl ether sulfone ketone)	3-Chloropropyltrimethoxysilane TEOS	Tensile Strength: 20.0–40.3 MPa Young's Modulus: 196–1166 MPa Elongation at break: 36–70%	[80]
PSU	ODGBS	OH ⁻ ion conductivity: 20–26 mS/cm (60 °C)	[81]
PNB	APTAMOS	Methanol permeability:	[82]

			1.54–2.75 × 10 ⁻⁷ cm ² /s OH ⁻ ion conductivity 6.3–41.0 mS/cm Peak power density: 43 mW/cm (fuel cell test)	
	PNB	TMSP	Methanol permeability: 1.34–2.89 × 10 ⁻⁷ cm ² /s OH ⁻ ion conductivity (80 °C): 6.8–9.3 mS/cm Peak power density: 32 mW/cm ² (fuel cell test)	[83]
	PPO-1,2-dimethylimidazole	GPTMOS TEOS	IEC: 2.19–2.63 mmol/g OH ⁻ ion conductivity: 10–22 mS/cm (25 °C); 26–36 mS/cm (80 °C)	[84]
	5PA	silica and APTEOS	IEC: 1.29 mmol/g	[85]
	PPO-N-methyldiethanol amine	2-(3,4-epoxycyclohexyl) ethyltrimethoxysilane	OH ⁻ ion conductivity: 21 mS/cm Peak power density: 14.2 mW/cm ² (40 °C); 16.9 mW/cm ² (60 °C) (single cell test)	[86]
	PPO-triethylamine	GPTMOS	OH ⁻ ion conductivity: 46.0 mS/cm (80 °C)	[87]
	PSU-DEA GGO	APTAMOS	IEC: 0.48–0.90 mmol/g OH ⁻ ion conductivity: 6– 11 mS/cm (RT); 12–20 mS/cm (70 °C)	[88]
	CS	3-(Methacryloxy) propyl-trimethoxysilane TEOS	IEC: 0.37–0.46 mmol/g OH ⁻ ion conductivity: 1– 3 mS/cm (20 °C); 6–13 mS/cm (90 °C)	[89]
	PSU-TMA	TMSP AEAPS	IEC: 1.3–1.4 mmol/g Cl ⁻ ion conductivity: 0.8–1.3 mS/cm (RT); 3.4– 3.9 mS/cm (80 °C)	[90]
	PVA- GTMA-Cl	TEOS	Methanol permeability: 8.4–11.6 × 10 ⁻⁷ cm ² /s. OH ⁻ ion conductivity: 3.1–6.8 mS/cm (30 °C); 14 mS/cm (60 °C)	[91]
	PVA- pyridine	AAPTEOS	Peak power density: 53 mW/cm ² (80 °C) (fuel cell test) Alkaline stability: re- maining conductivity 90% (360 h in 6M NaOH at 80 °C)	[92]

Fumasep FAP	TEOS	IEC: 1.07–1.13 mmol/g VO ²⁺ permeability: 5.48 × 10 ⁻⁷ cm ² /min	[93]
CS	GPTMOS	IEC: 0.34–0.71 mmol/g VO ²⁺ permeability: 3.13– 8.17 × 10 ⁻⁶ cm ² /min SO ₄ ²⁻ ion conductivity: 7.6–11.3 mS/cm	[94]
PVA CS-TMA	AAPTMS TEOS	IEC: 0.82–1.29 mmol/g Chloride ion transport number: 0.86–0.94	[95]
(3-acrylamidopropyl)-tri methylammonium, Polyethylene	Siloxane resins	IEC: 1.67–2.26 mmol/g Resistance: 0.23–0.32 Ω/cm ²	[96]
poly(QVBC-co-triethoxy vinylsilane) PVA, Graphene nano-ribbons	Triethoxyvinylsilane	IEC: 1.92–2.09 meq/g Energy consumption: 1.36 kWh/kg	[97]
PPO-DEA	AIPA	Zwitterionic membrane Permselectivity: 8 (Li ⁺ /Mg ²⁺); 24.8 (K ⁺ /Mg ²⁺); 41.3 (Na ⁺ /Mg ²⁺); 261.7 (H ⁺ /Fe ²⁺)	[98]
PSU	AEAPS 3-cyanopropyltrichloros ilane	Zwitterionic membrane 0.071 mS/cm (acidic), 0.051 mS/cm (basic), 0.0065–0.0088 mS/cm (zwitterionic) (80 °C)	[99]

By far, the largest amount of papers is devoted to the development of AEM for DD and related processes, especially with membranes including a PVA matrix. Glycidyl groups in the polymer backbone are often used to link the organo-silica network. AEM presents several advantages for acid recovery, especially high product quality given the high selectivity for acids [102]. An important requisite for the matrix is its hydrophilicity that helps the water diffusion; for this reason, PEO and PVA are very popular. However, a very hydrophilic matrix may lead to high swelling and poor mechanical properties, which can be counterbalanced by the incorporation of cross-linking agents or an organo-silica network.

In electrochemical technologies and electrodialysis, the choice of membranes is more diverse because ionic conductivity and membrane stability in alkaline conditions play a central role. The largest amount of work was made on PPO-based systems. The improvement regarding the stability is not always evident. Some attempts to achieve AEM without a charged organic polymer backbone were made. In many cases, the positive ionic groups are grafted onto the organic polymer, which can degrade the alkaline stability due to backbone scission reactions, especially if the polymer backbone contains ether groups. The possibility to anchor the positive groups to the organo-silica networks might improve the alkaline stability of the composite AEM. However, a clear experimental confirmation remains to be produced.

6. Conclusions

This short article reviews the field of composite AEM, including a hybrid organic–inorganic second phase built in-situ by sol–gel chemistry. The main applications covered are AEM for diffusion dialysis, especially acid recovery; electrochemical energy technologies, including AEM for fuel cells and redox flow batteries; and AEM for electrodiagnosis.

The DD process performance is linked to the diffusion flux and the membrane hydrophilicity and permselectivity. The permselectivity depends on the characteristics of the ions (size, charge, and mobility), the morphology, and the composition of IEM. Composites based on PVA are the most developed, while simultaneously placing at a lower price. The silica part improves the weak mechanical properties of pristine PVA.

Another main requirement for fuel cells, redox flow batteries, and electrodiagnosis is a high ionic conductivity; furthermore, a good alkaline stability is necessary for AEMFC. Composites based on many different polymers were reported with the largest share for PPO-based AEM. The improvement of alkaline stability by the addition of a silica network remains to be confirmed. In our opinion, the alkaline stability might be further improved for AEM when the ionophoric groups are placed at the organo-silica part which may reduce the organic polymer chain scissions, especially at ether groups.

There is also a variety of polymer matrices used in ED. An interesting approach for ED is the development of zwitterionic membranes that can conduct both cations and anions.

Author Contributions: Conceptualization, M.L.D.V., P.K., and E.S.; resources, E.S., R.N., P.K., and M.L.D.V.; data curation, E.S., R.N., P.K., and M.L.D.V.; writing—review and editing, E.S., R.N., P.K., and M.L.D.V.; visualization, E.S., R.N., P.K., and M.L.D.V.; supervision, P.K. and M.L.D.V. All authors have read and agreed to the published version of the manuscript.

Funding: This research has received no external funding.

Institutional Review Board Statement: Not applicable.

Informed Consent Statement: Not applicable.

Data Availability Statement: Not applicable.

Conflicts of Interest: The authors declare no conflicts of interest.

Abbreviations

AAPTEOS	3-(2-aminoethylamino)propyltriethoxysilane
AAPTMO	3-(2-aminoethylamino)propyltrimethoxysilane
AEAPS	3-(2-aminoethylamino)propyldimethoxymethylsilane
AEM:	anion exchange membranes
AEMFC	anion exchange membrane fuel cells
AIPA	amino-isophthalic acid
APTEOS	3-aminopropyltriethoxysilane
APTMO	3-aminopropyltrimethoxysilane
APTEOS-I	N-triethoxysilylpropyl-N,N,N-trimethylammonium iodide
BrPPO	brominated poly(2,6-dimethyl-1,4-phenylene oxide)
CS	chitosan
DABCO	1,4-diazabicyclo[2.2.2]octane
DD	diffusion dialysis
DEA	diethanolamine
DMAE	dimethylaminoethanol
DMAEM	2-(dimethylaminoethyl) methacrylate
ED	electrodiagnosis
EPh	monophenyltriethoxysilane

GA	glutaraldehyde
GMA	glycidylmethacrylate
GPTMOS	3-glycidoxypropyltrimethoxysilane
GTMA-Cl	glycidyltrimethylammonium chloride
MPS	3-methacryloxypropyltrimethoxysilane
ODG	4,4'-oxydiphenylguanidine
PA	polyamine
PEI	poly(ethylene imine)
PEO	poly(ethylene oxide)b
PNB	polynorbornene
PPO	poly(2,6-dimethyl-1,4-phenylene oxide)
PSU	polysulfone
PVA	poly(vinyl alcohol)
QPVA	quaternized poly(vinyl alcohol)
SMPEI	silica-modified poly(ethylene imine)
TEOS	tetraethoxysilane
TMA	trimethylamine/trimethylammonium
TMSP	N-trimethoxysilylpropyl-N,N,N-trimethylammonium chloride
VBC	vinylbenzyl chloride
VTMS	vinyltrimethoxysilane

References

- Merle, G.; Wessling, M.; Nijmeijer, K. Anion exchange membranes for alkaline fuel cells: A review. *J. Membr. Sci.* **2011**, *377*, 1–35.
- Hickner, M.A.; Herring, A.M.; Coughlin, E.B. Anion exchange membranes: Current status and moving forward. *J. Polym. Sci. Part B Polym. Phys.* **2013**, *51*, 1727–1735.
- Knauth, P.; Pasquini, L.; Narducci, R.; Sgreccia, E.; Becerra-Arciniegas, R.-A.; Di Vona, M.L. Effective ion mobility in anion exchange ionomers: Relations with hydration, porosity, tortuosity, and percolation. *J. Membr. Sci.* **2021**, *617*, 118622.
- Kreuer, K.-D. Ion conducting membranes for fuel cells and other electrochemical devices. *Chem. Mater.* **2014**, *26*, 361–380.
- Maurya, S.; Shin, S.-H.; Kim, Y.; Moon, S.-H. A review on recent developments of anion exchange membranes for fuel cells and redox flow batteries. *RSC Adv.* **2015**, *5*, 37206–37230.
- Varcoe, J.R.; Atanassov, P.; Dekel, D.R.; Herring, A.M.; Hickner, M.A.; Kohl, P.A.; Kucernak, A.R.; Mustain, W.; Nijmeijer, K.; Scott, K.; et al. Anion-exchange membranes in electrochemical energy systems. *Energy Environ. Sci.* **2014**, *7*, 3135–3191.
- Liao, J.; Lu, M.; Chu, Y.; Wang, J. Ultra-low vanadium ion diffusion amphoteric ion-exchange membranes for all-vanadium redox flow batteries. *J. Power Sources* **2015**, *282*, 241–247.
- Pasquini, L.; Knauth, P.; Pelzer, K.; Di Vona, M.L. Anion-conducting sulfaminated aromatic polymers by acid functionalization. *RSC Adv.* **2015**, *5*, 56636–56644.
- Li, X.; Zhang, H.; Mai, Z.; Zhang, H.; Vankelecom, I.F.J. Ion exchange membranes for vanadium redox flow battery (VRB) applications. *Energy Environ. Sci.* **2011**, *4*, 1147–1160.
- Prifti, H.; Parasuraman, A.; Winardi, S.; Lim, T.M.; Skyllas-Kazacos, M. Membranes for redox flow battery applications. *Membranes* **2012**, *2*, 275–306.
- Singh, S.; Jasti, A.; Kumar, M.; Shahi, V.K. A green method for the preparation of highly stable organic-inorganic hybrid anion-exchange membranes in aqueous media for electrochemical processes. *Polym. Chem.* **2010**, *1*, 1302–1312.
- Vincent, I.; Bessarabov, D. Low cost hydrogen production by anion exchange membrane electrolysis: A review. *Renew. Sustain. Energy Rev.* **2018**, *81*, 1690–1704.
- Schalenbach, M.; Zeradjanin, A.R.; Kasian, O.; Cherevko, S.; Mayrhofer, K.J.J. A perspective on low-temperature water electrolysis—Challenges in alkaline and acidic technology. *Int. J. Electrochem. Sci.* **2018**, *13*, 1173–1226.
- Xu, F.; Su, Y.; Lin, B. Progress of Alkaline Anion Exchange Membranes for Fuel Cells: The Effects of Micro-Phase Separation. *Front. Mater.* **2020**, *7*, doi:10.3389/fmats.2020.00004.
- Ang, W.L.; Mohammad, A.W.; Hilal, N.; Leo, C.P. A review on the applicability of integrated/hybrid membrane processes in water treatment and desalination plants. *Desalination* **2015**, *363*, 2–18.
- Wang, J.; Zhang, Y.T.; Zhu, J.Y.; Hou, J.W.; Liu, J.D.; Van der Bruggen, B. Zwitterionic functionalized layered double hydroxides nanosheets for a novel charged mosaic membrane with high salt permeability. *J. Membr. Sci.* **2016**, *510*, 27–37.
- Luo, J.Y.; Wu, C.M.; Xu, T.W.; Wu, Y.H. Diffusion dialysis-concept, principle and applications. *J. Membr. Sci.* **2011**, *366*, 1–16.
- Xu, J.; Lu, S.; Fu, D. Recovery of hydrochloric acid from the waste acid solution by diffusion dialysis. *J. Hazard. Mater.* **2009**, *165*, 832–837.

19. Knauth, P.; Pasquini, L.; Di Vona, M.L. Comparative study of the cation permeability of protonic, anionic and ampholytic membranes. *Solid State Ion.* **2017**, *300*, 97–105.
20. Luo, T.; Abdu, S.; Wessling, M. Selectivity of ion exchange membranes: A review. *J. Membr. Sci.* **2018**, *555*, 429–454.
21. Yang, Z.; Zhang, J.; Kintner-Meyer, M.C.W.; Lu, X.; Choi, D.; Lemmon, J.P.; Liu, J. Electrochemical energy storage for green grid. *Chem. Rev.* **2011**, *111*, 3577–3613.
22. Le, N.L.; Nunes, S.P. Materials and membrane technologies for water and energy sustainability. *Sustain. Mater. Technol.* **2016**, *7*, 1–28.
23. Cheng, J.; He, G.; Zhang, F. A mini-review on anion exchange membranes for fuel cell applications: Stability issue and addressing strategies. *Int. J. Hydrogen Energy* **2015**, *40*, 7348–7360.
24. Di Vona, M.L.; Licocchia, S.; Knauth, P. Organic–inorganic hybrid membranes based on sulfonated polyaryl–ether–ketones: Correlation between water uptake and electrical conductivity. *Solid State Ion.* **2008**, *179*, 1161–1165.
25. Sgreccia, E.; Di Vona, M.L.; Licocchia, S.; Sganappa, M.; Casciola, M.; Chailan, J.F.; Knauth, P. Self-assembled nanocomposite organic-inorganic proton conducting sulfonated poly-ether-ether-ketone (SPEEK)-based membranes: Optimized mechanical, thermal and electrical properties. *J. Power Sources* **2009**, *192*, 353–359.
26. Sgreccia, E.; Di Vona, M. L.; Knauth, P., Hybrid composite membranes based on SPEEK and functionalized PPSU for PEM fuel cells. *Int. J. Hydrogen Energy* **2011**, *36* (13), 8063–8069.
27. Licocchia, S.; Di Vona, M.L.; D’Epifanio, A.; Ahmed, Z.; Bellitto, S.; Marani, D.; Mecheri, B.; De Bonis, C.; Trombetta, M.; Traversa, E. SPPSU-based hybrid proton conducting polymeric electrolytes for intermediate temperature PEMFCs. *J. Power Sources* **2007**, *167*, 79–83.
28. Su, Y.-H.; Liu, Y.-L.; Sun, Y.-M.; Lai, J.-Y.; Wang, D.-M.; Gao, Y.; Liu, B.; Guiver, M.D. Proton exchange membranes modified with sulfonated silica nanoparticles for direct methanol fuel cells. *J. Membr. Sci.* **2007**, *296*, 21–28.
29. Wang, F.R.; Jiang, F.J. Ion-conducting membrane for vanadium redox flow batteries. *Prog. Chem.* **2021**, *33*, 462–470.
30. Derbali, Z.; Fahs, A.; Chailan, J.-F.; Ferrari, I.; Di Vona, M.; Knauth, P. Composite anion exchange membranes with functionalized hydrophilic or hydrophobic titanium dioxide. *Int. J. Hydrogen Energy* **2017**, *42*, 19178–19189.
31. Sacca, A.; Carbone, A.; Passalacqua, E.; D’Epifanio, A.; Licocchia, S.; Traversa, E.; Sala, E.; Traini, F.; Ornelas, R. Nafion-TiO₂ hybrid membranes for medium temperature polymer electrolyte fuel cells (PEFCs). *J. Power Sources* **2005**, *152*, 16–21.
32. Mazzapioda, L.; Panero, S.; Navarra, M.A. Polymer electrolyte membranes based on nafion and a superacidic inorganic additive for fuel cell applications. *Polymers* **2019**, *11*, 914.
33. Ramanavicius, S.; Ramanavicius, A. Progress and Insights in the Application of MXenes as New 2D Nano-Materials Suitable for Biosensors and Biofuel Cell Design. *Int. J. Mol. Sci.* **2020**, *21*, 9224.
34. Alberti, G.; Casciola, M.; Capitani, D.; Donnadio, A.; Narducci, R.; Pica, M.; Sganappa, M. Novel Nafion-zirconium phosphate nanocomposite membranes with enhanced stability of proton conductivity at medium temperature and high relative humidity. *Electrochim. Acta* **2007**, *52*, 8125–8132.
35. Vivani, R.; Alberti, G.; Costantino, F.; Nocchetti, M. New advances in zirconium phosphate and phosphonate chemistry: Structural archetypes. *Microporous Mesoporous Mater.* **2008**, *107*, 58–70.
36. Di Vona, M.L.; Casciola, M.; Donnadio, A.; Nocchetti, M.; Pasquini, L.; Narducci, R.; Knauth, P. Anionic conducting composite membranes based on aromatic polymer and layered double hydroxides. *Int. J. Hydrogen Energy* **2017**, *42*, 3197–3205, doi:10.1016/j.ijhydene.2016.11.030.
37. Pizzoferrato, R.; Ciotta, E.; Ferrari, I.V.; Narducci, R.; Pasquini, L.; Varone, A.; Richetta, M.; Antonaroli, S.; Braglia, M.; Knauth, P.; et al. Layered double hydroxides containing an ionic liquid: Ionic conductivity and use in composite anion exchange membranes. *ChemElectroChem* **2018**, *5*, 2781–2788.
38. Kang, D.W.; Kang, M.; Yun, H.; Park, H.; Hong, C.S. Emerging porous solid electrolytes for hydroxide ion transport. *Adv. Funct. Mater.* **2021**, *31*, 2100083.
39. Charradi, K.; Ahmed, Z.; Aranda, P.; Chtourou, R. Silica/montmorillonite nanoarchitectures and layered double hydroxide-SPEEK based composite membranes for fuel cells applications. *Appl. Clay Sci.* **2019**, *174*, 77–85.
40. Sanchez, C.; Soler-Illia, G.J.A.; Ribot, F.; Grosso, D. Design of functional nano-structured materials through the use of controlled hybrid organic–inorganic interfaces. *Comptes Rendus Chim.* **2003**, *6*, 1131–1151.
41. Sanchez, C.; Livage, J.; Henry, M.; Babonneau, F. Chemical modification of alkoxide precursors. *J. Non Cryst. Solids* **1988**, *100*, 65–76.
42. Ye, F.; Collinson, M.M.; Higgins, D.A. What can be learned from single molecule spectroscopy? Applications to sol–gel-derived silica materials. *Phys. Chem. Chem. Phys.* **2009**, *11*, 66–82.
43. Ciriminna, R.; Fidalgo, A.; Pandarus, V.; Béland, F.; Ilharco, L.M.; Pagliaro, M. The sol–gel route to advanced silica-based materials and recent applications. *Chem. Rev.* **2013**, *113*, 6592–6620.
44. Cuiming, W.; Tongwen, X.; Weihua, Y. Fundamental studies of a new hybrid (inorganic–organic) positively charged membrane: Membrane preparation and characterizations. *J. Membr. Sci.* **2003**, *216*, 269–278.
45. Wu, Y.H.; Wu, C.M.; Gong, M.; Xu, T.W. New anion exchanger organic-inorganic hybrid materials and membranes from a copolymer of glycidylmethacrylate and gamma-methacryloxypropyl trimethoxy silane. *J. Appl. Polym. Sci.* **2006**, *102*, 3580–3589.
46. Takeichi, T.; Furukawa, N. 5.25—Epoxy resins and phenol-formaldehyde resins. In *Polymer Science: A Comprehensive Reference*; Matyjaszewski, K., Möller, M., Eds.; Elsevier: Amsterdam, The Netherlands, 2012; pp. 723–751.

47. Wu, Y.; Wu, C.; Xu, T.; Fu, Y. Novel anion-exchange organic-inorganic hybrid membranes prepared through sol-gel reaction of multi-alkoxy precursors. *J. Membr. Sci.* **2009**, *329*, 236–245.
48. Wu, C.; Wu, Y.; Xu, T.; Fu, Y. Novel anion-exchange organic-inorganic hybrid membranes prepared through sol-gel reaction and UV/thermal curing. *J. Appl. Polym. Sci.* **2008**, *107*, 1865–1871.
49. Zhang, S.; Wu, C.; Xu, T.; Gong, M.; Xu, X. Synthesis and characterizations of anion exchange organic-inorganic hybrid materials based on poly(2,6-dimethyl-1,4-phenylene oxide) (PPO). *J. Solid State Chem.* **2005**, *178*, 2292–2300.
50. Xu, T.; Lu, F.; Wu, Y. Novel hollow-fiber anion-exchange hybrid membranes: Preparation and characterization. *J. Appl. Polym. Sci.* **2009**, *111*, 3128–3136.
51. Luo, J.; Wu, C.; Wu, Y.; Xu, T. Diffusion dialysis of hydrochloride acid at different temperatures using PPO-SiO₂ hybrid anion exchange membranes. *J. Membr. Sci.* **2010**, *347*, 240–249.
52. Pan, J.; He, Y.; Wu, L.; Jiang, C.; Wu, B.; Mondal, A.N.; Cheng, C.; Xu, T. Anion exchange membranes from hot-pressed electrospun QPPO-SiO₂ hybrid nanofibers for acid recovery. *J. Membr. Sci.* **2015**, *480*, 115–121.
53. Bakangura, E.; Cheng, C.; Wu, L.; He, Y.; Ge, X.; Ran, J.; Emmanuel, K.; Xu, T. Highly charged hierarchically structured porous anion exchange membranes with excellent performance. *J. Membr. Sci.* **2016**, *515*, 154–162.
54. Bakangura, E.; Cheng, C.; Wu, L.; Ge, X.; Ran, J.; Khan, M.I.; Kamana, E.; Afsar, N.; Irfan, M.; Shehzad, A.; et al. Hierarchically structured porous anion exchange membranes containing zwitterionic pores for ion separation. *J. Membr. Sci.* **2017**, *537*, 32–41.
55. Wu, Y.; Wu, C.; Li, Y.; Xu, T.; Fu, Y. PVA-silica anion-exchange hybrid membranes prepared through a copolymer crosslinking agent. *J. Membr. Sci.* **2010**, *350*, 322–332.
56. Wu, Y.; Luo, J.; Zhao, L.; Zhang, G.; Wu, C.; Xu, T. QPPO/PVA anion exchange hybrid membranes from double crosslinking agents for acid recovery. *J. Membr. Sci.* **2013**, *428*, 95–103.
57. Wu, Y.; Jiang, M.; Cao, J.; Xu, T.; Mao, F. Combination of OH⁻ ions and -OH groups within QPPO/PVA hybrid membranes for acid recovery. *Desalination Water Treat.* **2015**, *57*, 1–11.
58. Zhang, Q.G.; Liu, Q.L.; Meng, X.J.; Broadwell, I. Structure and pervaporation performance of novel quaternized poly(vinyl alcohol)/ γ -aminopropyltriethoxysilane hybrid membranes. *J. Appl. Polym. Sci.* **2010**, *118*, 1121–1126.
59. Wu, C.; Wu, Y.; Luo, J.; Xu, T.; Fu, Y. Anion exchange hybrid membranes from PVA and multi-alkoxy silicon copolymer tailored for diffusion dialysis process. *J. Membr. Sci.* **2010**, *356*, 96–104.
60. Wu, Y.; Luo, J.; Yao, L.; Wu, C.; Mao, F.; Xu, T. PVA/SiO₂ anion exchange hybrid membranes from multisilicon copolymers with two types of molecular weights. *J. Membr. Sci.* **2012**, *399–400*, 16–27.
61. Emmanuel, K.; Cheng, C.; Erigene, B.; Mondal, A.N.; Hossain, M.M.; Khan, M.I.; Afsar, N.U.; Liang, G.; Wu, L.; Xu, T. Imidazolium functionalized anion exchange membrane blended with PVA for acid recovery via diffusion dialysis process. *J. Membr. Sci.* **2016**, *497*, 209–215.
62. Sharma, P.P.; Gahlot, S.; Gupta, H.; Kulshrestha, V. Hybrid anion conducting membranes (ACM) for industrial applications: Excellent salt removal efficiency and electro-chemical properties. *Sep. Purif. Technol.* **2017**, *189*, 449–458.
63. Irfan, M.; Afsar, N.U.; Bakangura, E.; Mondal, A.N.; Khan, M.I.; Emmanuel, K.; Yang, Z.; Wu, L.; Xu, T. Development of novel PVA-QUDAP based anion exchange membranes for diffusion dialysis and theoretical analysis therein. *Sep. Purif. Technol.* **2017**, *178*, 269–278.
64. Emmanuel, K.; Cheng, C.; Erigene, B.; Mondal, A.N.; Afsar, N.U.; Khan, M.I.; Hossain, M.; Jiang, C.; Ge, L.; Wu, L.; et al. Novel synthetic route to prepare doubly quaternized anion exchange membranes for diffusion dialysis application. *Sep. Purif. Technol.* **2017**, *189*, 204–212.
65. Irfan, M.; Bakangura, E.; Afsar, N.U.; Xu, T. Augmenting acid recovery from different systems by novel Q-DAN anion exchange membranes via diffusion dialysis. *Sep. Purif. Technol.* **2018**, *201*, 336–345.
66. Mondal, A.N.; Cheng, C.; Khan, M.I.; Hossain, M.M.; Emmanuel, K.; Ge, L.; Wu, B.; He, Y.; Ran, J.; Ge, X.; et al. Improved acid recovery performance by novel Poly(DMAEM-co- γ -MPS) anion exchange membrane via diffusion dialysis. *J. Membr. Sci.* **2017**, *525*, 163–174.
67. Nagarale, R.; Shahi, V.K.; Rangarajan, R. Preparation of polyvinyl alcohol-silica hybrid heterogeneous anion-exchange membranes by sol-gel method and their characterization. *J. Membr. Sci.* **2005**, *248*, 37–44.
68. Nagarale, R.; Gohil, G.; Shahi, V.K.; Rangarajan, R. Preparation of organic-inorganic composite anion-exchange membranes via aqueous dispersion polymerization and their characterization. *J. Colloid Interface Sci.* **2005**, *287*, 198–206.
69. Tripathi, B.P.; Kumar, M.; Shahi, V.K. Organic-inorganic hybrid alkaline membranes by epoxide ring opening for direct methanol fuel cell applications. *J. Membr. Sci.* **2010**, *360*, 90–101.
70. Chakrabarty, T.; Prakash, S.; Shahi, V.K. End group cross-linked 2-(dimethylamino) ethylmethacrylate based anion exchange membrane for electrodialysis. *J. Membr. Sci.* **2013**, *428*, 86–94.
71. Premakshi, H.G.; Mitchell, G.R.; Kariduraganavar, M.Y. Development of composite anion-exchange membranes using poly(vinyl alcohol) and silica precursor for pervaporation separation of water-isopropanol mixtures. *RSC Adv.* **2016**, *6*, 11802–11814.
72. Cheng, C.; Li, P.; He, Y.; Hu, X.; Emmanuel, K. Branched polyvinyl alcohol hybrid membrane for acid recovery via diffusion dialysis. *Chem. Eng. Technol.* **2019**, *42*, 1180–1187.
73. Pandey, R.P.; Thakur, A.K.; Shahi, V.K. Stable and efficient composite anion-exchange membranes based on silica modified poly(ethyleneimine)-poly(vinyl alcohol) for electrodialysis. *J. Membr. Sci.* **2014**, *469*, 478–487.

74. Bocian, S.; Studzińska, S.; Buszewski, B. Functionalized anion exchange stationary phase for separation of anionic compounds. *Talanta* **2014**, *127*, 133–139.
75. Wu, Y.; Wu, C.; Yu, F.; Xu, T.; Fu, Y. Free-standing anion-exchange PEO–SiO₂ hybrid membranes. *J. Membr. Sci.* **2008**, *307*, 28–36.
76. Wu, Y.; Wu, C.; Xu, T.; Lin, X.; Fu, Y. Novel silica/poly(2,6-dimethyl-1,4-phenylene oxide) hybrid anion-exchange membranes for alkaline fuel cells: Effect of heat treatment. *J. Membr. Sci.* **2009**, *338*, 51–60.
77. Wu, Y.; Wu, C.; Xu, T.; Yu, F.; Fu, Y. Novel anion-exchange organic–inorganic hybrid membranes: Preparation and characterizations for potential use in fuel cells. *J. Membr. Sci.* **2008**, *321*, 299–308.
78. Wu, Y.; Wu, C.; Varcoe, J.R.; Poynton, S.D.; Xu, T.; Fu, Y. Novel silica/poly(2,6-dimethyl-1,4-phenylene oxide) hybrid anion-exchange membranes for alkaline fuel cells: Effect of silica content and the single cell performance. *J. Power Sources* **2010**, *195*, 3069–3076.
79. Lin, X.; Wu, C.; Wu, Y.; Xu, T. Free-standing hybrid anion-exchange membranes for application in fuel cells. *J. Appl. Polym. Sci.* **2011**, *123*, 3644–3651.
80. Zheng, J.; Zhang, Q.; Qian, H.; Xue, B.; Li, S.; Zhang, S. Self-assembly prepared anion exchange membranes with high alkaline stability and organic solvent resistance. *J. Membr. Sci.* **2017**, *522*, 159–167.
81. Li, X.; Cheng, J.; Liu, Y.; Gong, S.; He, G.; Li, L.; Li, S.; Zhang, F. Improved conductivity and stability of anion exchange membrane modified with bi-phenylguanidinium bridged silsesquioxane. *Int. J. Hydrogen Energy* **2017**, *42*, 21016–21026.
82. He, X.; Han, Z.; Yang, Y.; Wang, S.; Tu, G.; Huang, S.; Zhang, F.; Chen, D. The preparation and application of a ROMP-type epoxy-functionalized norbornene copolymer and its hybrid alkaline anion exchange membranes. *RSC Adv.* **2017**, *7*, 55977–55985.
83. He, X.H.; Jiang, X.; Wang, Z.J.; Deng, Y.J.; Han, Z.L.; Yang, Y.P.; Chen, D.F. Crosslinked hydroxyl-conductive copolymer/silica composite membranes based on addition-type polynorbornene for alkaline anion exchange membrane fuel cell applications. *Polym. Eng. Sci.* **2018**, *58*, 13–21.
84. Chen, J.; Shen, C.; Gao, S.; Yuan, Y.; Ren, X. Novel imidazole-grafted hybrid anion exchange membranes based on poly(2,6-dimethyl-1,4-phenylene oxide) for fuel cell applications. *J. Appl. Polym. Sci.* **2018**, *135*, 12.
85. Ataollahi, N.; Cappelletto, E.; Vezzù, K.; Di Noto, V.; Cavinato, G.; Callone, E.; Dirè, S.; Scardi, P.; Di Maggio, R. Properties of anion exchange membrane based on polyamine: Effect of functionalized silica particles prepared by sol–gel method. *Solid State Ion.* **2018**, *322*, 85–92.
86. Ding, A.; Zhou, J.; Cheng, X.; Shen, C.; Gao, S. Quaternized poly (2,6-dimethyl-1,4-phenylene oxide) crosslinked by tertiary amine and siloxane for anion exchange membranes. *J. Appl. Polym. Sci.* **2021**, *138*, 12.
87. Ye, N.; Zhang, D.; Yang, Y.; Wan, R.; Chen, S.; Zhan, Q.; He, R. 3-Glycidioxy-propyltrimethoxysilane improved anion exchange membranes based on quaternized poly(2,6-dimethyl-1,4-phenyleneoxide). *Polymer* **2019**, *174*, 38–44.
88. Liu, Y.X.; Dai, J.; Zhang, K.B.; Ma, L.L.; Qaisrani, N.A.; Zhang, F.X.; He, G.H. Hybrid anion exchange membrane of hydroxyl-modified polysulfone incorporating guanidinium-functionalized graphene oxide. *Ionics* **2017**, *23*, 3085–3096.
89. Shi, B.; Zhang, J.; Wu, W.; Wang, J.; Huang, J. Controlling conduction environments of anion exchange membrane by functionalized SiO₂ for enhanced hydroxide conductivity. *J. Membr. Sci.* **2019**, *569*, 166–176.
90. Sgreccia, E.; Di Vona, M.; Antonaroli, S.; Ercolani, G.; Sette, M.; Pasquini, L.; Knauth, P. Nanocomposite anion exchange membranes with a conductive semi-interpenetrating silica network. *Membranes* **2021**, *11*, 260.
91. Xiong, Y.; Liu, Q.L.; Zhu, A.M.; Huang, S.M.; Zeng, Q.H. Performance of organic–inorganic hybrid anion-exchange membranes for alkaline direct methanol fuel cells. *J. Power Sources* **2009**, *186*, 328–333.
92. Wang, Y.; Wang, D.; Wang, J.; Wang, L. Preparation and characterization of a sol-gel derived silica/PVA-Py hybrid anion exchange membranes for alkaline fuel cell application. *J. Electroanal. Chem.* **2020**, *873*, 114342.
93. Leung, P.; Xu, Q.; Zhao, T.; Zeng, L.; Zhang, C. Preparation of silica nanocomposite anion-exchange membranes with low vanadium-ion crossover for vanadium redox flow batteries. *Electrochimica Acta* **2013**, *105*, 584–592.
94. Huang, S.-L.; Chen, M.-L.; Lin, Y.-S. Chitosan–silica anion exchange membrane for the vanadium redox flow energy storage battery applications. *React. Funct. Polym.* **2017**, *119*, 1–8.
95. Khan, M.A.; Kumar, M.; Allothman, Z.A. Preparation and characterization of organic–inorganic hybrid anion-exchange membranes for electrodialysis. *J. Ind. Eng. Chem.* **2015**, *21*, 723–730.
96. Yang, S.; Kim, W.-S.; Choi, J.; Choi, Y.-W.; Jeong, N.; Kim, H.; Nam, J.-Y.; Jeong, H.; Kim, Y.H. Fabrication of photocured anion-exchange membranes using water-soluble siloxane resins as cross-linking agents and their application in reverse electrodialysis. *J. Membr. Sci.* **2019**, *573*, 544–553.
97. Sharma, P.P.; Yadav, V.; Rajput, A.; Kulshrestha, V. Poly (triethoxyvinylsilane-co-quaternaryvinylbenzylchloride)/fGNR based anion exchange membrane and its application towards salt and acid recovery. *J. Membr. Sci.* **2018**, *556*, 303–311.
98. Afsar, N.U.; Ge, X.; Zhao, Z.; Hussain, A.; He, Y.; Ge, L.; Xu, T. Zwitterion membranes for selective cation separation via electrodialysis. *Sep. Purif. Technol.* **2021**, *254*, 117619.
99. Sgreccia, E.; Pasquini, L.; Ercolani, G.; Knauth, P.; Di Vona, M.L. Stimuli-responsive amphoteric ion exchange polymers bearing carboxylic and amine groups grafted to a cross-linkable silica network. *Eur. Polym. J.* **2019**, *112*, 255–262.
100. Pang, R.Z.; Li, X.; Li, J.S.; Lu, Z.Y.; Huang, C.; Sun, X.Y.; Wang, L.J. In situ Preparation and Antifouling Performance of ZrO₂/PVDF Hybrid Membrane. *Acta Phys. Chim. Sin.* **2013**, *29*, 2592–2598.

-
101. Couture, G.; Alaaeddine, A.; Boschet, F.; Ameduri, B. Polymeric materials as anion-exchange membranes for alkaline fuel cells. *Prog. Polym. Sci.* **2011**, *36*, 1521–1557.
 102. Zhang, C.; Zhang, W.; Wang, Y. Diffusion dialysis for acid recovery from acidic waste solutions: Anion exchange membranes and technology integration. *Membranes* **2020**, *10*, 169.