



**HAL**  
open science

## Implementation of long-term VOC measurement at the remote tropical background GAW global station, Maïdo observatory

Manon Rocco, Olivier Magand, Patricia Boulanger, Sophie Toriello, Patrick Hernandez, Yann Hello, Valentin Dufлот

### ► To cite this version:

Manon Rocco, Olivier Magand, Patricia Boulanger, Sophie Toriello, Patrick Hernandez, et al.. Implementation of long-term VOC measurement at the remote tropical background GAW global station, Maïdo observatory. ACTRIS Science conference, May 2024, Rennes, France. hal-04582333

**HAL Id: hal-04582333**

**<https://amu.hal.science/hal-04582333>**

Submitted on 21 May 2024

**HAL** is a multi-disciplinary open access archive for the deposit and dissemination of scientific research documents, whether they are published or not. The documents may come from teaching and research institutions in France or abroad, or from public or private research centers.

L'archive ouverte pluridisciplinaire **HAL**, est destinée au dépôt et à la diffusion de documents scientifiques de niveau recherche, publiés ou non, émanant des établissements d'enseignement et de recherche français ou étrangers, des laboratoires publics ou privés.

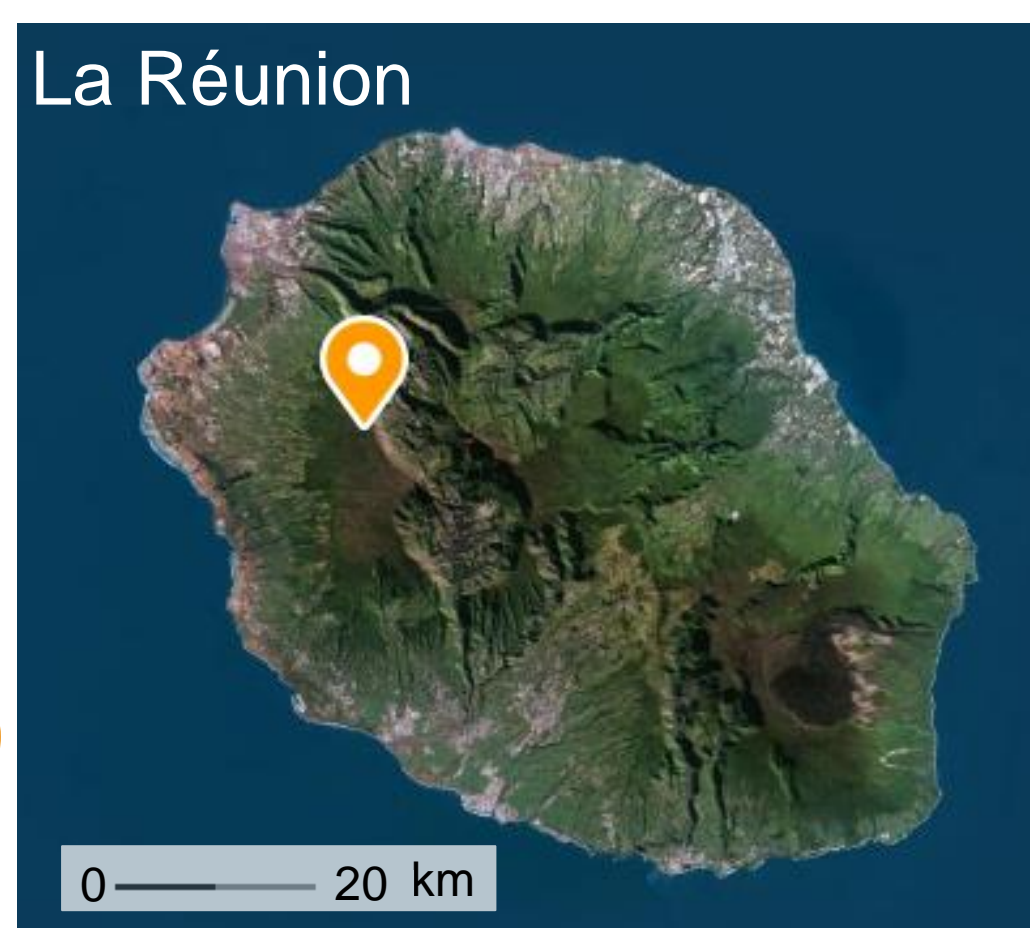


# Implementation of long-term VOC measurement at the remote tropical background GAW global station, Maïdo observatory

M. Rocco<sup>1</sup>, O. Magand<sup>2</sup>, P. Boulanger<sup>3</sup>, S. Toriello<sup>3</sup>, P. Hernandez<sup>2</sup>, Y. Hello<sup>2</sup>, V. Dufлот<sup>4,5</sup>



OPAR-Maïdo (MO)  
-21.08°S, 55.38°E



## Context:

Sources and sinks of volatile organic compounds (VOCs) have been measured in past studied in the tropical South Hemisphere [1]. In the aim to continue these measures, VOCs measurements have been set up for long-term measurements by adsorbent tubes (TENAX-TA) at the Maïdo observatory (MO, -21.08°S, 55.38°E). This study presents the methodology of validation and data processing of a dataset of VOC concentrations during more than one year from April 2022 to October 2023. The data set represents the initial measurements of VOC concentrations that will be implemented over time and used for future VOC assessment at MO.

[1]: Amelynck et al., 2021 (<https://doi.org/lama.univ-amu.fr/10.18758/71021061>), Verreyken et al., 2021 (<https://doi.org/lama.univ-amu.fr/10.5194/acp-2021-124>), Rocco et al., 2020 (<https://doi.org/10.3390/atmos11020140>), Rocco et al., 2022 (<https://doi.org/lama.univ-amu.fr/10.1029/2021JD035570>), Leriche et al., 2023 (<https://doi.org/10.5194/egusphere-2023-1362>)

## Methodology and data processing

### 1 VOC collection

- Collection of TENAX TA-250 mg tubes (Perkin Elmer) following SOP procedures
- ATD-GC/MS analysis:  
35°C for 5 min, increased at 5°C/min to 160°C, and then increased at 45°C/min to 250°C where it was held for 2 min



- 2 samplings every week (40 minutes at 100 mL/min):

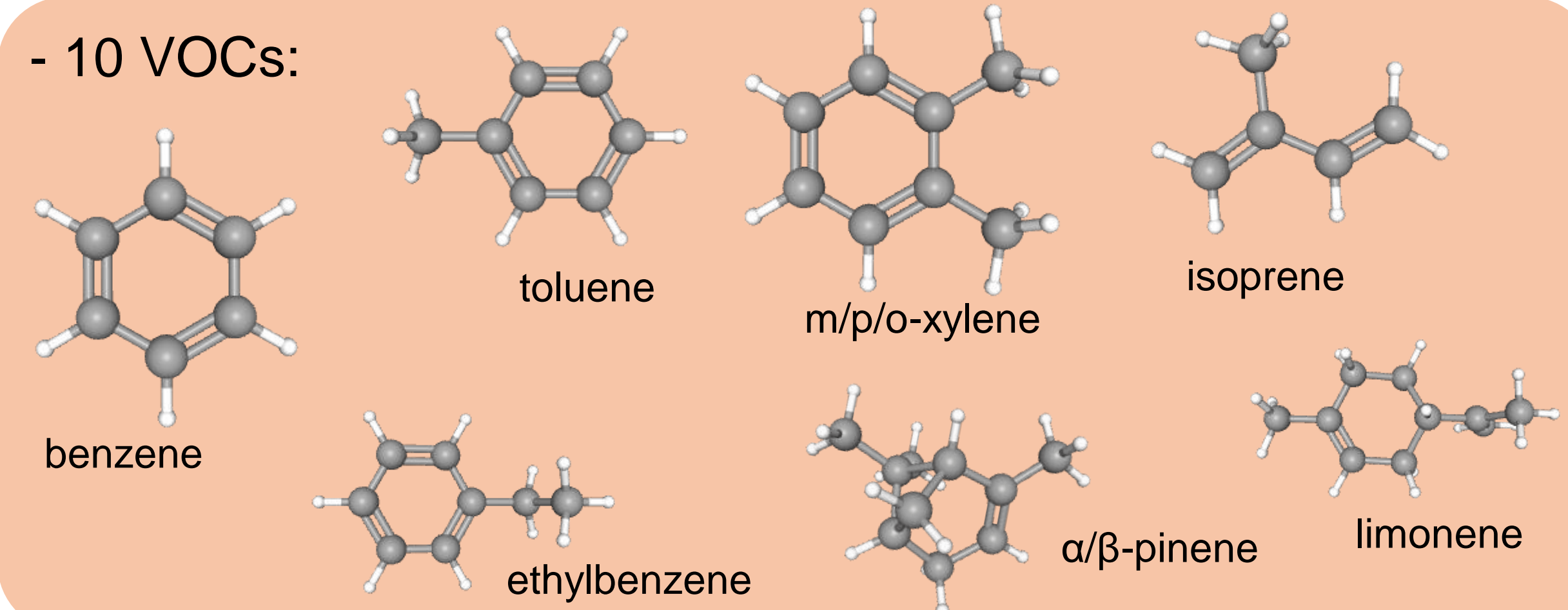
☀️ **between 11h and 15h, local time = UTC + 4, MBL layer**

🌙 **between 23h and 01h, FT conditions**

Tubes are cooled at +4°C at the Laboratoire Départemental des Eaux et d'Hygiène du Milieu (LDEHM).

### 2 Data validation following QA/QC procedures (D3.17, ACTRIS)

- Certified reference material for standard analysis
- Blank performance
- Cartridge regeneration control



Raw data generation and storage + logbook

### 3 Data storage and dissemination

.xlsx

Compounds	Mean ± std	CV (%)	Relative bias (%)	U (%)
Benzene	10.65 ± 1.32	12.40	6.48	28
Toluene	10.23 ± 0.41	4.00	2.33	9
Ethylbenzene	8.59 ± 1.07	12.50	-14.10	38
m+p-xylenes	9.35 ± 1.55	16.60	-6.60	36
o-xylene	10.1 ± 1.05	10.40	1.01	21
isoprene	9.99 ± 1.12	11.20	-0.10	22
α-pinene	9.3 ± 0.7	7.50	-7.01	21
β-pinene	11.85 ± 0.83	7.00	18.50	40
limonene	10.2 ± 0.71	6.90	2.04	14

Table 1. LOQ for doped cartridges of 1 µL of 10 mg/L of BTEX-isoprene-terpenes solution– NF T90-210. U = uncertainty.

## Preliminary Results

Comparison of VOC concentrations over years in March-April at MO

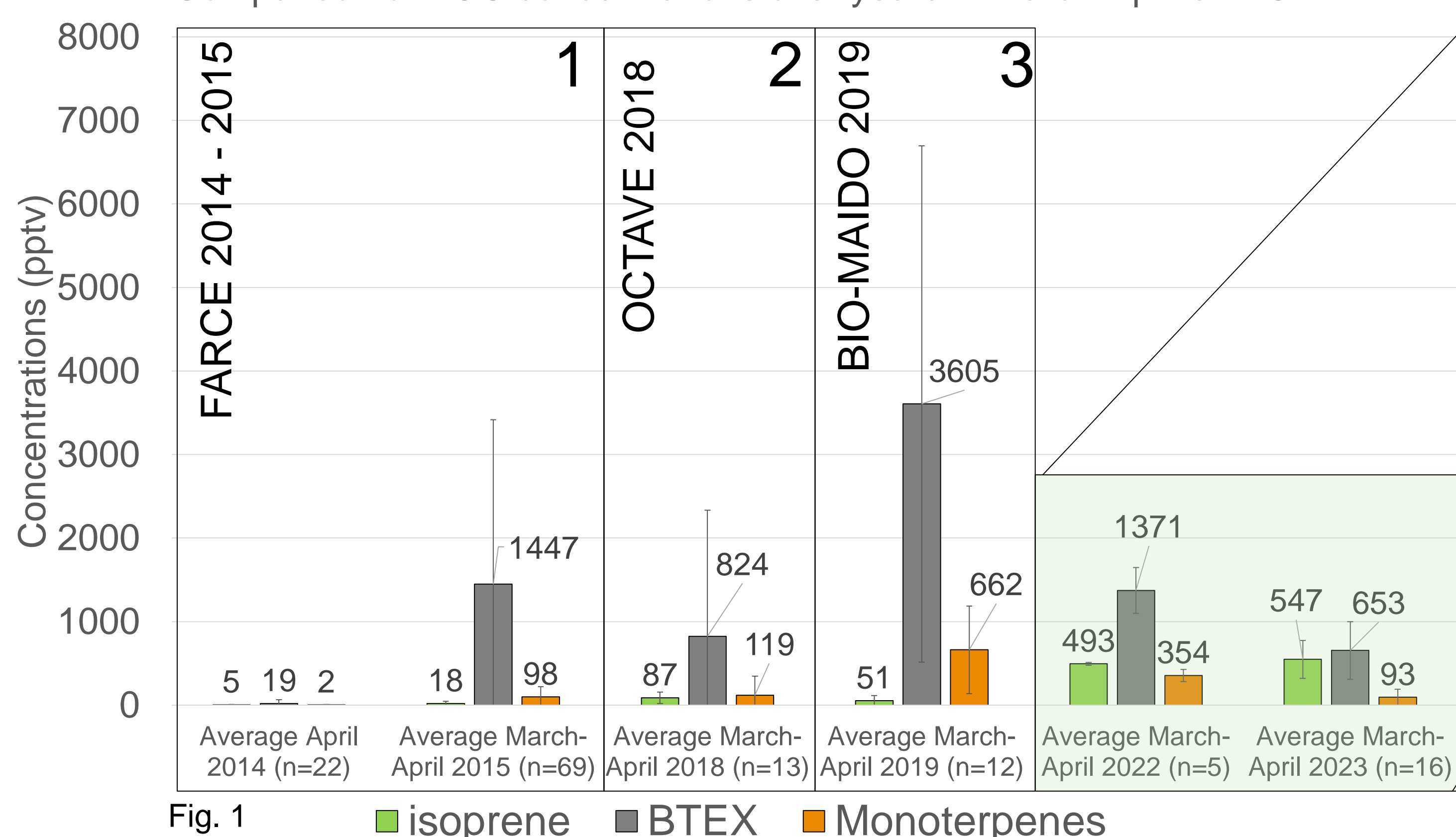


Fig. 1

TENAX cartridge have been performed in previous field campaigns (1, 2, 3 on Fig. 1) and showed high BTEX concentrations (excepted in 2014). For our measures (Fig. 2), we showed preliminary concentrations of isoprene are varying between  $329 \pm 193$  pptv to  $916 \pm 713$  pptv. No seasonal and diurnal variation are visualized for isoprene, BTEX and monoterpenes during our measurements.

At this stage of this work, we show here preliminary data that are not validated.

VOC concentration at OPAR-Maïdo (pptv)

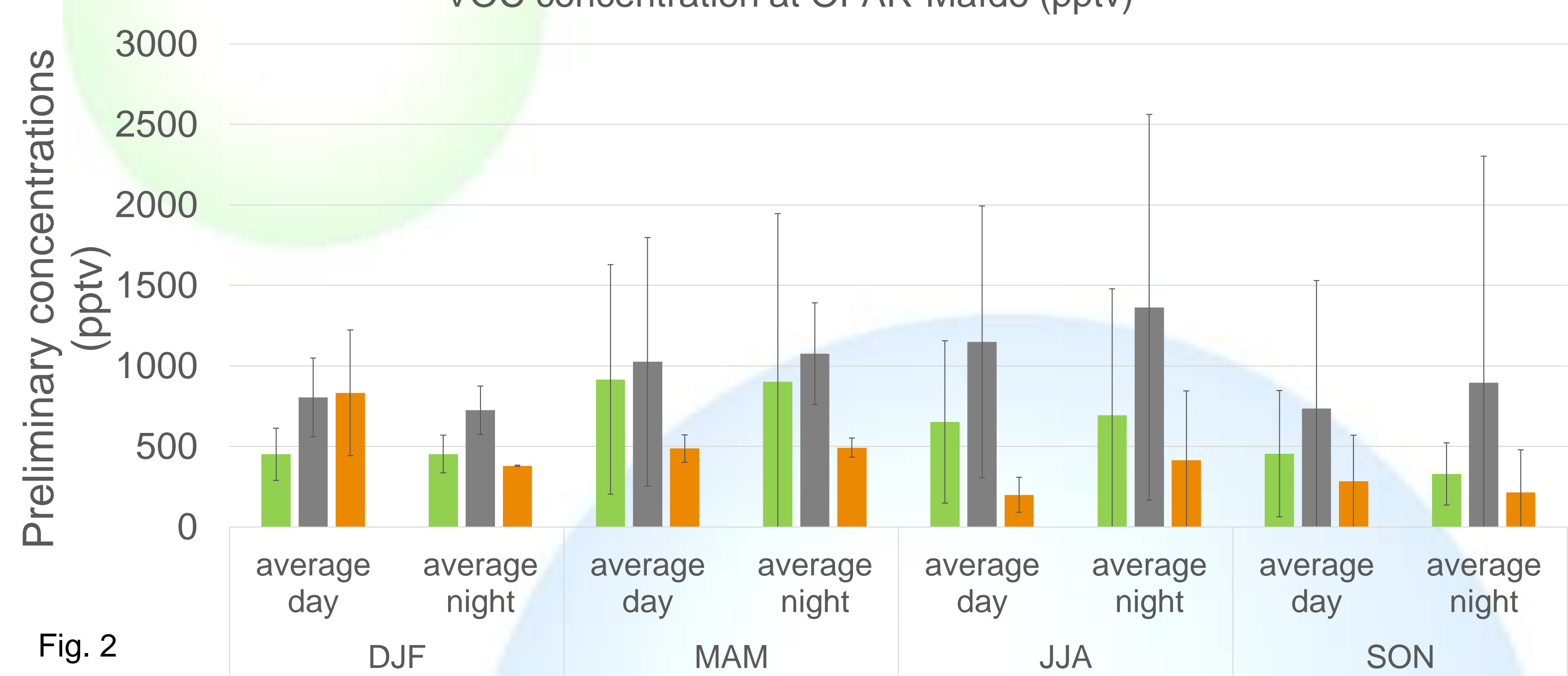


Fig. 2

## Conclusion

Here, we present the results and validation process of the long-term measurement of VOCs using a simple and low-cost technique. We generated a temporal dataset of VOCs at the MO station with the aim of monitoring biogenic and anthropogenic VOCs.

### Next objectives:

- incorporate continuous VOC measurements at MO using online techniques
- Mare-Longue forest VOC measurement and link between the two sites (TROPVOC project funded by OMNCG).



Fig. 3. Radiello tubes

<sup>1</sup> Aix Marseille Univ., CNRS, LCE, Marseille, France and CNRS, Aix Marseille Univ., IRD, Avignon Univ., IMBE, Marseille, France

<sup>2</sup> Observatoire des Sciences de l'Univers à La Réunion (OSU-R), UAR 3365, CNRS, Université de La Réunion, Météo France, 97744 Saint-Denis, La Réunion, France

<sup>3</sup> Laboratoire Départemental des Eaux et d'Hygiène du Milieu (LDEHM), 97400, Saint-Denis, La Réunion, France

<sup>4</sup> Laboratoire de l'Atmosphère et des Cyclones, UMR 8105, CNRS, Université de La Réunion, Météo France, 97744 Saint-Denis, La Réunion, France

<sup>5</sup> Department for Atmospheric and Climate Research, NILU – Norwegian Institute for Air Research, Kjeller, Norway

## Acknowledgements

Authors are thankful to the **ACTRIS 2021 funding** for initiation of this project and VOC measurements at the OPAR-Maïdo station.